



**CAT  
ALOGUE**

 **intra lighting**



## INDEX BY ALPHABET

ACOUSTO	271	LINELED	335
ALKON	527	LINELED FLEX <small>NEW</small>	327
ARAGO	545	LIY <small>NEW</small>	351
ATOS	345	LONA	461
BIBA	29	LYNAR <small>NEW</small>	215
BLACK HOLE <small>NEW</small>	71	LYSABEL	91
CAMAY	163	MEDIS	531
CANVAS	509	MINUS	145
CEILING CUPS	561	MOCCA	158
CONIC <small>NEW</small>	359	NARRO	445
COVE	319	NIGHT & DAY	151
CUB	425	NITOR	437
CUT <small>NEW</small>	301	NOLA	453
DAWN	61	NUCLEO	449
DEMI	513	PIPES	395
DEUX PIECES	383	PIPES R	365
EDGE	309	PIPES TUBE	107
ERGETIC	503	PIXY <small>NEW</small>	41
ETEA	479	RANDOM	187
EYE <small>NEW</small>	389	RYLO <small>NEW</small>	377
EYEN	113	RYLO PRO <small>NEW</small>	205
FLEA, FYO	339	SEQUAL	537
FLOTT	431	SKYLER	493
FUTON	79	SWORD	295
GLAZER	141	TOL	499
GRAMM <small>NEW</small>	135	TRACKER <small>NEW</small>	281
GYON	235	TRACKS	559
HARON	553	TRIX	227
HEXAGON	195	VITKA	125
HUNTER	415	VYKO <small>NEW</small>	483
INSIDER <small>NEW</small>	119	WAVE	255
ISSA <small>NEW</small>	99	ZOE	51
KALIS	167	106 & 216	523
KARO	475	5700	549

## INDEX BY CATEGORY

DECORATIVE	29
LINEAR & SYSTEMS	125
COVE	309
SPOTS & DOWNLIGHTS	339
GENERAL	453
HEALTH & CARE	527
INDUSTRIAL	537
OUTDOOR	553
TECHNICAL PAGES	559






# Light brings life

**Close to the sun. Close to the sunlight.**

We are constantly torn between testing the limits and safe comfort. Life and illumination are all about balance. Only with the right balance between the light and the dark you can see the world in its most beautiful shapes and colours. Keep your eyes open, find your balance and inspiration. Shine!

















DECORATIVE

























RI



RV

C/S



SDI

S IP54












COVE LIGHTING




























c

GENERAL














HEALTH & CARE




INDUSTRY






C/S


OUTDOOR





ACOUSTIC



SDI














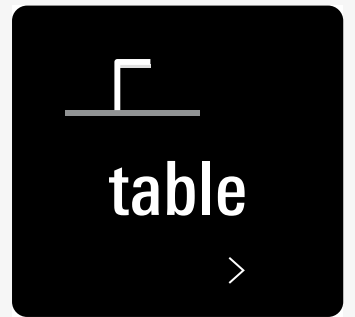







|







red dot design award  
winner



BIGSEE  
PRODUCT DESIGN  
AWARD  
2018



BY CHICAGO ATHENAEUM



# Biba

Tiny sophistication

## Everybody loves Biba

Individually or in a matching composition, sophistication is the look you get. Think about Biba if you're planning an elegant restaurant, minimalistic hotel lobby, Scandinavian-inspired bar, urban retail experience or even your home dining room and let it suit your taste.

Combine shapes and colours in an endless fusion of possibilities, which will lead you from simple and sophisticated, to a luminaire composition that really lets your ideas fly.

## Jeder liebt Biba

Ob einzeln oder in einer aufeinander abgestimmten Komposition: Coolness und Eleganz sind euer Look mit Biba. Biba passt perfekt zu minimalistischem und cleanem Ambiente, wie angesagten Restaurants, puristischen Hotellobbys, urbanen Store-Konzepten oder auch Privaträumen mit skandinavischem Einfluss.

Ihr könnt Bibas Formen und Farben in schier endlosen Beleuchtungskompositionen kombinieren, so dass eurer Kreativität keine Grenzen gesetzt sind.

## A todo el mundo le gusta Biba

Sola o combinada, obtienes sofisticación. Piensa en Biba si estás diseñando un restaurante elegante, una recepción de hotel minimalista, un bar con estilo escandinavo, una tienda minorista urbana o incluso el salón de tu casa, y deja que se adapte a tu gusto.

Combina formas y colores en una fusión de posibilidades sin límites, de lo más sencillo y sofisticado a una composición de luminaria que dejará fluir tus ideas.















The product has a custom colour.

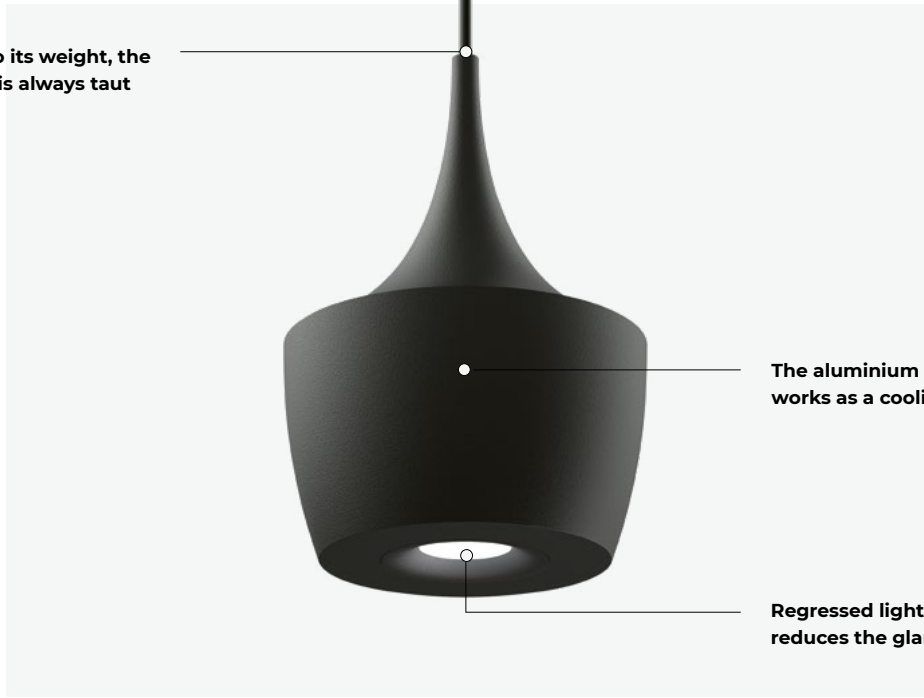








Due to its weight, the cable is always taut



The aluminium body works as a cooling system

Regressed light source reduces the glare

#### MAIN FEATURES



### Biba is small

Smaller than you thought. But only by its size, not by its effect. Everyone notices and admires it. Its clean lines and carefully chosen shapes will enhance your space.

### Something for your taste

The best stories happen at the table, and Biba loves to be part of that. A regressed light source and installation at the right height will offer high visual comfort with low glare. It will create a great ambient for conversations, and due to a good colour rendering, the food will be even more appetizing.








## Create your pattern of shapes and colours

Combining shapes and colours in an endless fusion of possibilities will lead you from simple and sophisticated, to a luminaire that lets your ideas fly.



## Details that make a difference

Biba is made of single aluminium piece. The transition between the power cable and the luminaire is seamless. Its substantial weight guarantees constant straight tension of the cable and pure aluminium case works as a cooling system for the lighting source.





**Cable decentralizer for moving the position of the single luminaire, the cables stay taut.**

**Cable holder for cables becoming part of the design**

**MAIN FEATURES**



**Sometimes one simply isn't enough**

Choose a cluster ceiling cup when you want to create a group of products closely together. The driver is integrated in the ceiling cup.

**Cluster composition**

In the case of a remote power-in position, this can be just a functional feature. But it is suitable also when you want a more dynamic composition and the cables to become part of the design. 3-7 spots can be connected to a cluster.



# Biba

## Technical Overview




### FAMILY MEMBER



### TECH. SPECS

LUMINAIRE LUMINOUS FLUX	LED COLOUR	BEAM ANGLE	DRIVER	DRIVER POSITION
710 - 780 lm	927, 930, 935, 940	20°, 30°, 55°	Casambi, DALI, FO	Ceiling cup / Remote

### COLOURS



GR1 CASAMBI



**Light source:** High-power COB LED, CRI>90, MacAdam $\leq$ 2, 50.000h L90 B10 at 35°C. **Optic:** Highly efficient with uniform distribution, metalized polycarbonate with lacquer finish. **Body:** Aluminium, powder or PVD coated. **Ceiling cup:** Ceiling cup with or without driver must be ordered separately. **Control gear:** Constant current driver - order separately. **Power supply:** 125 - 600 mA.

**Lichtsystem:** High-power COB LED, CRI>90, MacAdam  $\leq$  2, 50.000h L90 B10 bei 35°C. **Optisches System:** Hocheffizienter Reflektor mit gleichmäßiger Lichtverteilung, metallisiertes Polycarbonat mit Lackbeschichtung. **Leuchtenkörper:** Aluminium, pulver- oder PVD-beschichtet. **Deckenbaldachin:** Deckenbaldachin mit oder ohne Treiber muss separat bestellt werden. **Elektrische Ausführung:** Konstantstrom Treiber - separat bestellen. **Netzspannung:** 125 - 600mA.

**Fuente de luz:** Led COB de alta potencia, CRI>90, MacAdam  $\leq$  2, 50 000 h L90 B10 a 35°C. **Óptica:** Alta eficiencia con distribución uniforme, policarbonato metalizado con acabado lacado. **Cuerpo:** Aluminio, recubrimiento con pintura en polvo o PVD. **Florón:** El florón con o sin driver se debe pedir por separado. **Equipo:** Driver de corriente constante - pedir por separado. **Fuente de alimentación:** 125 - 600mA.



BY CHICAGO ATHENAEUM



# Pixy

Authentically magnetic

## Move your table. Pixy will follow

Pixy is never fixed. It is always flexible. Which makes it the perfect choice for restaurants and bars where moving tables is a daily routine. With a small carbon rod and a magnet, you can instantly move and redirect the light without using the ladder. We think that Pixy is nicer when grouped. Combine composition over and over again.

## Verschieben Sie Ihren Tisch und die Pixy wird folgen

Die Pixy ist nie feststehend, sondern immer flexibel, was sie zur perfekten Wahl für Restaurants und Bars macht, in denen verschiebbare Tische zur Alltagsroutine gehören. Mit einem kleinen Kohlestift und einem Magneten, können Sie das Licht sofort verschieben und umleiten, ohne eine Leiter zu verwenden. Wir finden, dass die Pixy in der Gruppe noch schöner ist. Kombinieren Sie die Zusammenstellung immer wieder neu.

## Mueva su mesa. Pixy le sigue

Pixy nunca se detiene: siempre es flexible, por lo que es perfecta para restaurantes y bares en los que mover las mesas es el pan de cada día. Con una pequeña varilla de carbono y un imán, puede mover y redirigir la luz al instante sin necesidad de escaleras. Creemos que Pixy queda más bonita en grupos. Combine la composición una y otra vez.














Vinarija Tarpoš, Arandelovac, Srbija / Architecture: AteljeAL, Beograd / Photography: Miloš Martinović









**Magnetic holder  
for maximum  
flexibility**

**Adjust the suspension  
height by cutting the  
carbon rod stick**

**Regressed light source  
reduces the glare**

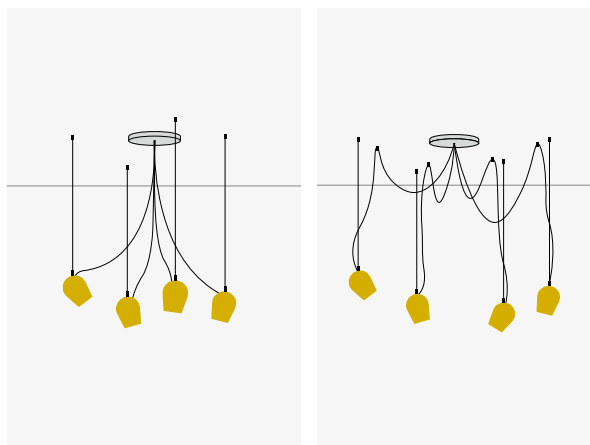


## Step-less orientation

The magnet allows step-less orientation. This gives you freedom when moving and redirecting the light to the desired position. It comes very useful in situations where moving furniture is a daily routine.

## Combine your favourite composition

With cluster installation you can combine up to seven spots. Cables can become part of the design and remote power-in position will no longer be a problem.





#### MAIN FEATURES




#### **Aesthetic solution for concrete ceilings**

The driver is integrated into the ceiling cup, so it is appropriate for installing it when you can't have a remote driver. Thanks to the magnets, Pixy can be simply adjusted to the desired direction.

#### **One bar, 3 or 5 spots**

Why having many single ceiling cups when you can have only one aesthetic bar with integrated driver? 3 or 5 spots can be flexibly rotated and dimmed.



# Pixy

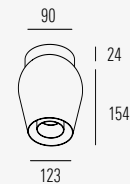
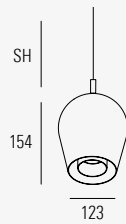
## Technical Overview



**S**  
Suspended

**C/W**  
Ceiling / Wall

<b>Beam angle</b>	30°, 50°	30°, 50°
<b>Orientation</b>	± 95° / 360°	± 58° / 360°
<b>Luminaire luminous flux</b>	1150 - 1550 lm	1150 - 1550 lm
<b>Led colour</b>	927, 930, 935, 940	927, 930, 935, 940
<b>Driver</b>	Casambi, DALI, FO	Casambi, DALI, FO
<b>Driver position</b>	Ceiling cup / Remote	Remote
<b>Dimensions</b>	SH (mm): 500 - 2000	



Standard: **B** **D** **A** **C** Special colours:



**Light source:** High-power COB LED, CRI>90, MacAdam≤2, 50.000h L90 B10 at 35°C. **Optic:** Highly efficient with uniform distribution, metalized polycarbonate with lacquer finish. **Body:** Steel-sheet, powder coated. **Ceiling cup:** Ceiling cup with or without driver or ceiling bar with integrated driver must be ordered separately. **Control gear:** Constant current driver (order separately). In the Pixy C Bar integrated highly-efficient driver with fixed output (FO) or dimmable (DALI-TD, Casambi). **Power supply:** 250 - 450mA / 230V 50Hz.

**Lichtsystem:** High-power COB LED, CRI>90, MacAdam ≤ 2, 50.000h L90 B10 bei 35°C. **Optisches System:** Hocheffizienter Reflektor mit gleichmäßiger Lichtverteilung, metallisiertes Polycarbonat mit Lackbeschichtung (medium, breit). **Leuchtenkörper:** Stahlblech, pulverbeschichtet. **Deckenbaldachin:** Deckenbaldachin mit oder ohne Treiber oder Deckenleiste mit integriertem Treiber muss separat bestellt werden. **Elektrische Ausführung:** Konstantstromtreiber (separat bestellen). In der Pixy C-Leiste integrierter hocheffizienter Treiber mit Fix-Output (FO), oder dimmbar (DALI-TD, Casambi) **Netzspannung:** 250 - 450mA / 230V 50Hz.



### C/W D

Ceiling / Wall with integrated driver

30°, 50°

± 58° / 360°

1150 - 1550 lm

927, 930, 935, 940

Casambi, DALI, FO

Ceiling cup



### C/W-BAR 3

Ceiling / Wall with integrated driver

30°, 50°

± 58° / 360°

3x 1150 - 1550 lm

927, 930, 935, 940

Casambi, DALI, FO

Ceiling bar

### C/W-BAR 5

Ceiling / Wall with integrated driver

30°, 50°

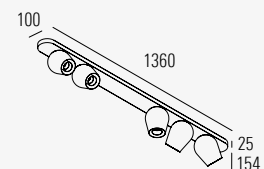
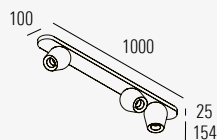
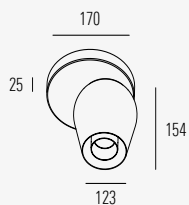
± 58° / 360°

5x 1150 - 1550 lm

927, 930, 935, 940

Casambi, DALI, FO

Ceiling bar



**Fuente de luz:** Led COB de alta potencia, CRI>90, MacAdam ≤ 2, 50 000 h L90 B10 a 35°C. **Óptica:** Alta eficiencia con distribución uniforme, policarbonato metalizado con acabado lacado (medio, ancho). **Cuerpo:** Acero, recubierto con pintura en polvo. **Florón:** El florón con o sin driver o barra para techo con driver integrado se debe pedir por separado. **Equipo:** Driver de corriente constante (pedir por separado). En la Pixy C Bar se integra un driver altamente eficiente con salida fija (FO) o regulable (DALI-TD, Casambi). **Fuente de alimentación:** 250 - 450mA / 230V 50Hz.



BIGSEE  
PRODUCTDESIGN  
AWARD  
2019



BY CHICAGO ATHENAEUM



# Zoe

Light up your creativity

## Creative. Unique. Yours.

Mix and match your favourite combination of five different shapes and an on-trend colour palette to create something that fits your wishes like a glove. The finest materials, green technologies and sophisticated production are reflected in top-notch design and give this decorative element a chance to create the ambience of your dreams.

Whether planning a home, a restaurant, a hotel or a store, Zoe finds its place in minimalistic, Scandinavian influenced, urban interiors and turns it into something truly beautiful.

## Kreativ. Einzigartig. So wie Ihr.

Mix and match: aus fünf verschiedenen Formen und ein harmonisch abgestimmten Farbtrends könnt Ihr ein Leuchtkonzept erstellen dass exakt zu Euren Vorstellungen passt. Herausragendes Design mit skandinavischem Einschlag, umgesetzt in besten Materialien und umweltfreundlicher Technologie – Zoe erschafft eine Atmosphäre der Coolness und Behaglichkeit.

Ob bei der Planung von Heim, Restaurant oder Store : Zoe findet ihren Platz in minimalistischen, städtischen Innenräumen mit skandinavischem Flair, und gibt ihre ganz eigene Note hinzu.

## Creativa. Única. Tuya.

Mezcla tu combinación favorita de cinco formas distintas y una paleta de color de moda para crear algo que se ajuste como un guante a tus deseos. Los excelentes materiales, tecnología ecológica y producción sofisticada se reflejan en el diseño de primera categoría y otorgan a este elemento decorativo la oportunidad de crear el ambiente de tus sueños.

Independientemente de lo que estés diseñando: una casa, un restaurante, un hotel o una tienda, Zoe encuentra su sitio en interiores minimalistas, urbanos y con influencia escandinava para convertirlos en algo realmente hermoso.























#### MAIN FEATURES



#### **Prestigious look with golden inner colour**

The golden funnel gives the product a prestigious look, and the emitted light seems warmer. With the white interior, you can reach higher lumen output. The third option is the same colour for both interior and exterior.

#### **Creative. Unique. Yours.**

Be creative. Mix and match your favourite shapes and trendy colours to create something unique, only yours.





### **Carefully designed details**

Zoe boasts seamless joints either between two shapes but also between the power cable and the luminaire itself.

### **Always trendy**

Clean basic shapes and selected colours are always trendy, no matter the style of your furniture and interior.




# Zoe

## Technical Overview




### FAMILY MEMBER



### TECH. SPECS

LUMINAIRE LUMINOUS FLUX	LED COLOUR	DRIVER	DRIVER POSITION
200 - 1500 lm	927, 930, 935, 940	Casambi, DALI, FO	Ceiling cup / Remote

### COLOURS



The inner colour is the same as the bottom part, white or gold.



≥ 90 %

GRO

CASAMBI



WARRANTY



**Light source:** High-power COB LED, CRI>90, MacAdam $\leq$ 2, 50.000h L90 B10 at 35°C. **Optic:** Satined prismatic lens dome for uniform light distribution. **Body:** Aluminium, powder coated. **Ceiling cup:** Ceiling cup with or without driver must be ordered separately. **Control gear:** Constant current driver - order separately. **Power supply:** 150 - 350mA / 230V 50Hz.

**Lichtsystem:** High-power COB LED, CRI>90, MacAdam  $\leq$  2, 50.000h L90 B10 bei 35°C. **Optisches System:** Satinierte prismatische Optiklinse oder gleichmäßiger Lichtaustritt. **Leuchtenkörper:** Aluminium pulverbeschichtet. **Deckenbaldachin:** Deckenbaldachin mit oder ohne Treiber muss separat bestellt werden. **Elektrische Ausführung:** Konstantstrom Treiber - separat bestellen. **Netzspannung:** 150 - 350mA / 230V 50Hz.

**Fuente de luz:** Módulo LED COB, CRI 80/90, MacAdam  $\leq$  2, 50.000h L90 B10 a 35°C. **Óptica:** Cúpula de lente prismática satinada para una distribución uniforme de la luz. **Cuerpo:** Aluminio, pintura en polvo. **Florón:** El florón con o sin driver se debe pedir por separado. **Equipo:** Driver de corriente constante - pedir por separado. **Fuente de alimentación:** 150 - 350mA / 230V 50Hz.





BY CHICAGO ATHENAEUM



red dot design award  
winner



GOOD  
DESIGN  
AWARD  
TOKYO



# Dawn

## Morning light

### Turning dark to dawn one light at a time

Dawn is the perfect luminaire for all romantics who love soft early morning light. Unlike other luminaires which have their light source located in the centre, Dawn hides its source behind the edge and only reveals soft uniform illumination, comparable to the morning dawn.

Dawn boasts elegant details such as a single piece frame, delicate edge design and 100% clean interior, with no visible elements. It's a luminaire that pays attention to the details by turning a power cable to an eye-catching element and it's a perfect example of how to elevate a standard decorative product to a unique lighting experience.

### Verwandelt Dunkelheit in Morgendämmerung

Dawn ist die perfekte Leuchte für alle Romantiker, die das frühe sanfte Morgenlicht lieben. Die meisten Leuchten tragen ihre Lichtquelle mittig – nicht so Dawn. Sie versteckt ihre Lichtquelle unter ihrem Rand und gibt so ein sanftes gleichmäßiges Licht ab, das mit dem der Morgendämmerung vergleichbar ist.

Die Besonderheit Dawns liegt zusätzlich in ihren eleganten Details, wie dem einteiligen Rahmen, dem filigranen Kantendesign und dem puristischen Innenraum der Leuchte, in dem sich keine sichtbaren Elemente befinden. Stattdessen wird das Stromkabel zum Eyecatcher. Dawn ist das perfekte Beispiel für die Aufwertung eines scheinbar üblichen dekorativen Produktes auf das Niveau eines einzigartigen Beleuchtungserlebnisses.

### Pasar de la oscuridad al amanecer de luz en luz

Dawn es la luminaria perfecta para los románticos a los que les encanta la tenue luz matinal. A diferencia de otras luminarias cuya fuente de luz está en el centro, Dawn oculta su fuente de luz detrás del borde y tan solo muestra una iluminación suave y uniforme, comparable al amanecer.

Dawn hace gala de elegantes detalles como un marco de una sola pieza, un delicado diseño del borde y un interior totalmente depurado; no hay elementos visibles. Esta luminaria presta atención a los detalles, por ejemplo, el cable de alimentación es un elemento llamativo y el ejemplo perfecto de cómo convertir un producto decorativo estándar en una experiencia de iluminación única.













The product has a custom colour.







The product has a custom colour.







Diffused reflected light

#### MAIN FEATURES

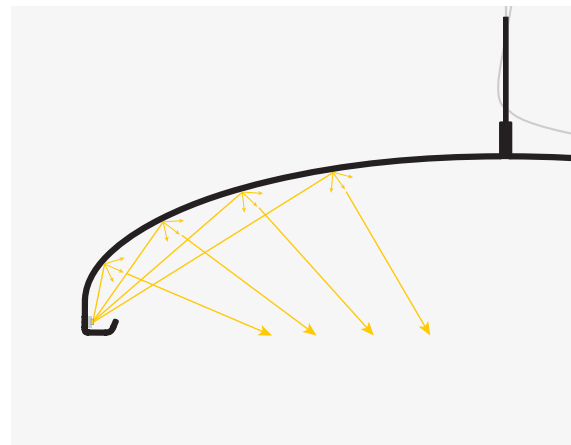


#### Made from a single piece


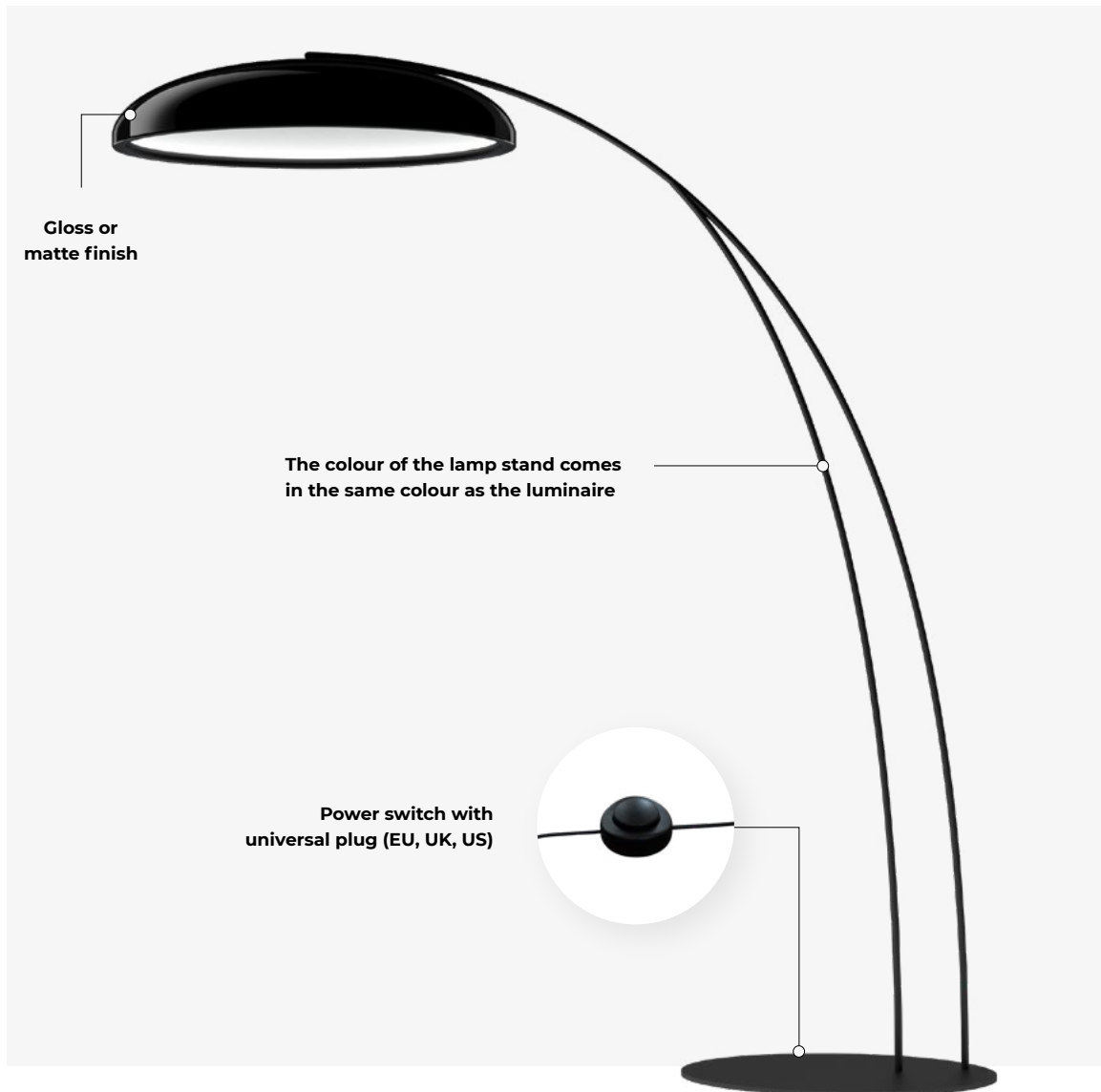
There are no joints. Dawn is made out of a single piece of aluminium which makes its surface even smoother, more uniform and sophisticated.

#### Soft diffused light without a diffuser

Dawn reveals a soft, uniform and reflected light with no hard shadows and contrasts.





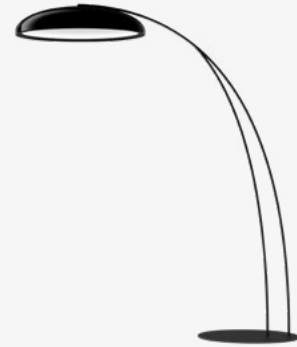


### **100% clean interior**

As the light source is completely hidden under the edge, the interior of the luminaire is clean, with no screws or suspensions.

# Dawn

## Technical Overview

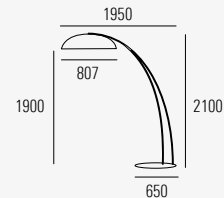
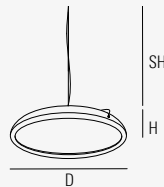


**S**  
Suspended

**F**  
Floor\*

### Luminaire luminous flux

Ø600	1700 lm	-
Ø800	2250 lm	2250 lm
Ø1000	3000 lm	-
<b>Light distribution</b>	Soft diffused light	Soft diffused light
<b>Led colour</b>	927, 930, 935, 940	927, 930, 935, 940
<b>Driver</b>	Casambi, DALI, FO	Push dimm
<b>Driver position</b>	Ceiling cup / Remote	Integrated on universal plug
<b>Dimension</b>	DxH (mm): 616x132, 807x173, 1062x220 SH (mm): 1500, 3000, 5000	



The Dawn F base is always in structural black colour.

Standard: **B** **D** **A** **C** Special colours:



≥ 95 %

GRO

CASAMBI



WARRANTY




**Light source:** High-flux LED strip, CRI>90, MacAdam≤2, 50000h L90 B10 at 35°C. **Optic:** Perimetric indirect light system with gradient. **Body:** Aluminium, powder coated. **Ceiling cup:** Ceiling cup with or without driver must be ordered separately. **Control gear:** Constant voltage driver - order separately. **Power supply:** 24V DC.

**Lichtsystem:** High-flux LED strip, CRI>90, MacAdam ≤ 2, 50000h L90 B10 bei 35°C. **Optisches System:** Perimetrisches indirektes Lichtsystem mit gewölbtem Reflektor. **Leuchtenkörper:** Aluminium pulverbeschichtet. **Deckenbaldachin:** Deckenbaldachin mit oder ohne Treiber muss separat bestellt werden. **Elektrische Ausführung:** Konstantspannung Treiber - separat bestellen. **Netzspannung:** 24V DC.

**Fuente de luz:** Tira de ledes de alta intensidad, CRI>90, MacAdam ≤ 2, 50 000 h L90 B10 a 35°C. **Óptica:** Sistema de iluminación perimétrico indirecto con sistema de gradiente. **Cuerpo:** Aluminio, pintura en polvo. **Florón:** El florón con o sin driver se debe pedir por separado. **Equipo:** Driver de voltaje constante - pedir por separado. **Fuente de alimentación:** 24V DC.



BY CHICAGO ATHENAEUM



# Black Hole

Extreme phenomenon

## Its perfection absorbs you

This is a story of how the light found the way out of the black hole to enlighten your space. Black hole is a perfect luminaire for all your galaxies – home, office, hospitality. Because of its size and distinct look it has absolutely no chance to stay invisible.

It is multifunctional. It offers different possibilities of illumination. The acoustic surface reduces noise and improves speech audibility. With its integrated Bluetooth loudspeaker, you can listen to your favourite music, and its sophisticated design brings a touch of luxury to your space. Last but not least, the atmosphere it creates might help you find the way out whenever you feel stuck in a black hole.

## Ihre Perfektion absorbiert Sie

Dies ist eine Geschichte, wie das Licht seinen Weg aus dem schwarzen Loch gefunden hat, um Ihren Raum zu erhellen. Die Black hole ist eine perfekte Leuchte für alle Ihre Galaxien – Zuhause, im Büro und im Gastgewerbe. Aufgrund ihrer Größe und ihrem markanten Aussehen, besteht absolut keine Chance, dass sie verborgen bleibt.

Sie ist multifunktional. Sie bietet verschiedene Möglichkeiten der Beleuchtung. Die akustische Beleuchtung verringert Rauschen und verbessert die Sprachverständlichkeit. Mit ihrem integrierten Bluetooth-Lautsprecher können Sie sich Ihre Lieblingsmusik anhören und ihr anspruchsvolles Design verleiht Ihrem Raum einen Hauch von Luxus. Nicht zuletzt hilft Ihnen die Atmosphäre, die diese Leuchte erzeugt, möglicherweise dabei Ihren Weg zu finden, wenn Sie sich mal wie in einem schwarzen Loch gefangen fühlen.

## Una perfección que absorbe

Esta es la historia de cómo la luz encontró la salida del agujero negro para iluminar sus espacios. Black Hole es la luminaria perfecta para todas sus galaxias: hogar, oficina, hostelería. Por su tamaño y su diseño distintivo, jamás pasa desapercibida.

Es multifuncional y abre diferentes posibilidades de iluminación. Su superficie acústica reduce el ruido y mejora la comunicación verbal. Con su altavoz Bluetooth integrado, podrá escuchar su música favorita; su diseño sofisticado aporta un toque de lujo a sus ambientes. Por último, pero no por ello menos importante, la atmósfera que crea puede ayudarle a encontrar la salida cuando sienta que un agujero negro le atrapa.
















MAIN FEATURES

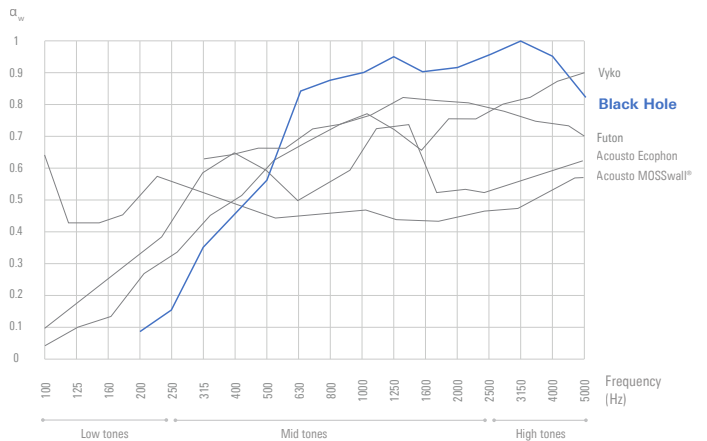


**A touch of luxury**

Black Hole is different from other luminaires even at a glance, always adding a touch of luxury to the space. Its soft round form is ageless.

**Noise reduction**

The noise level in a space has an impact on the well-being. The big acoustic surface of Black Hole reduces the noise pollution in the space and improves the acoustics.





### **Dome-shaped black interior**

It creates the essence of Black Hole, where you lose the sense of the product deepness. Direct / indirect illumination can be switched or dimmed separately, making this luminaire a perfect fit for your changing needs.

### **Bluetooth loudspeaker**

You can listen to your favourite music through its integrated bluetooth loudspeaker simply using bluetooth connection.



# Black Hole

## Technical Overview



FAMILY MEMBER

416



840

TECH. SPECS

### LUMINAIRE LUMINOUS FLUX

4400 - 4800 lm

### LIGHT DISTRIBUTION

Direct 50% / Indirect 50%

### LED COLOUR

927, 930, 940

### DRIVER

Casambi, DALI, TD

### MATERIAL

Perforated eco leather

### SOUND ABSORBING SURFACE

1 m<sup>2</sup>

### SUSPENSION HEIGHT

1500, 3000, 5000 mm

MATERIALS



LBK  
Black



LCH  
Chocolate



LSG  
Smoke Grey



LCB  
Cream Beige



LMP  
Mountain Pine



LRW  
Red Wine



≥ 90 %



GRO CASAMBI



WARRANTY



**Light source:** High-flux LED strip, CRI>90, MacAdam $\leq 2$ , 50000h L90 B10 at 35°C. **Optic:** Satin opal polycarbonate diffuser (SOP). **Body:** Aluminium dome, powder coated, with faux leather upholstery. **Ceiling cup:** For suspended versions, the ceiling cup and suspension set must be ordered separately. Find out more on the technical pages or online product configurator. **Control gear:** Integrated highly-efficient driver with fixed output (FO-DS) or dimmable (DALI-DS, TD, Casambi) - separate switching. **Power supply:** 230V 50Hz.


**Lichtsystem:** High-flux LED strip, CRI>90, MacAdam  $\leq 2$ , 50000h L90 B10 bei 35°C. **Optisches System:** Opal satiniertes Diffusor Polycarbonat (SOP). **Leuchtenkörper:** Aluminiumkuppel, pulverbeschichtet, mit Kunstlederpolsterung. **Deckenbaldachin:** Im Fall von hängenden Versionen, müssen die Deckenhalterung und das Aufhängungsset separat bestellt werden. Erfahren Sie mehr dazu auf den technischen Seiten oder online im Produktkonfigurator. **Elektrische Ausführung:** Integrierter hocheffizienter Treiber mit Fix-Output (FO-DS) oder DALI-DS-dimmbar (DALI-DS, TD, Casambi) - nur getrennt schaltbar. **Netzspannung:** 230V 50Hz.

**Fuente de luz:** Tira de ledos de alta intensidad, CRI>90, MacAdam  $\leq 2$ , 50 000 h L90 B10 a 35°C. **Óptica:** Difusor de policarbonato opal satinado (SOP). **Cuerpo:** Cúpula de aluminio, recubrimiento con pintura en polvo, tapizado de piel sintética. **Florón:** Para las versiones suspendidas, el florón y el juego de suspensión deben pedirse por separado. Encontrará más información en las páginas técnicas o en el configurador de productos en línea. **Equipo:** Driver de alta eficiencia integrado no regulable (FO-DS) o regulable (DALI-DS, TD, Casambi) - sólo encendido separado. **Fuente de alimentación:** 230V 50Hz.





BY CHICAGO ATHENAEUM



# Futon

Night's silence

## Say goodbye to noise

It's a lifesaver for all those projects where you want to combine unique ambient lighting, functionality of acoustics and trendy colours.

Alone or in a creative composition, Futon gives its best when improving speech audibility, and creates an appealing ambience thanks to the light source that illuminates the acoustic fabric.

## Verabschieden Sie sich von Lärm

Diese Leuchte ist die Rettung für alle Projekte, bei denen Sie ein einzigartiges Umgebungslicht mit der Funktionalität der Akustik und modischen Farben kombinieren möchten.

Ob allein oder in einer kreativen Komposition gibt Futon ihr Bestes bei der Verbesserung der Sprachverständlichkeit und erschafft dank der Lichtquelle, die das Akustikgewebe beleuchtet, ein ansprechendes Ambiente.

## Diga adiós al ruido

El salvavidas de todos los proyectos en los que quiere combinar una iluminación de ambiente única, acústica funcional y colores a la moda.


En solitario o en una composición creativa, Futon da lo mejor de sí misma al mejorar la acústica de la voz y además crea un ambiente agradable gracias a la fuente de luz que ilumina el tejido acústico.



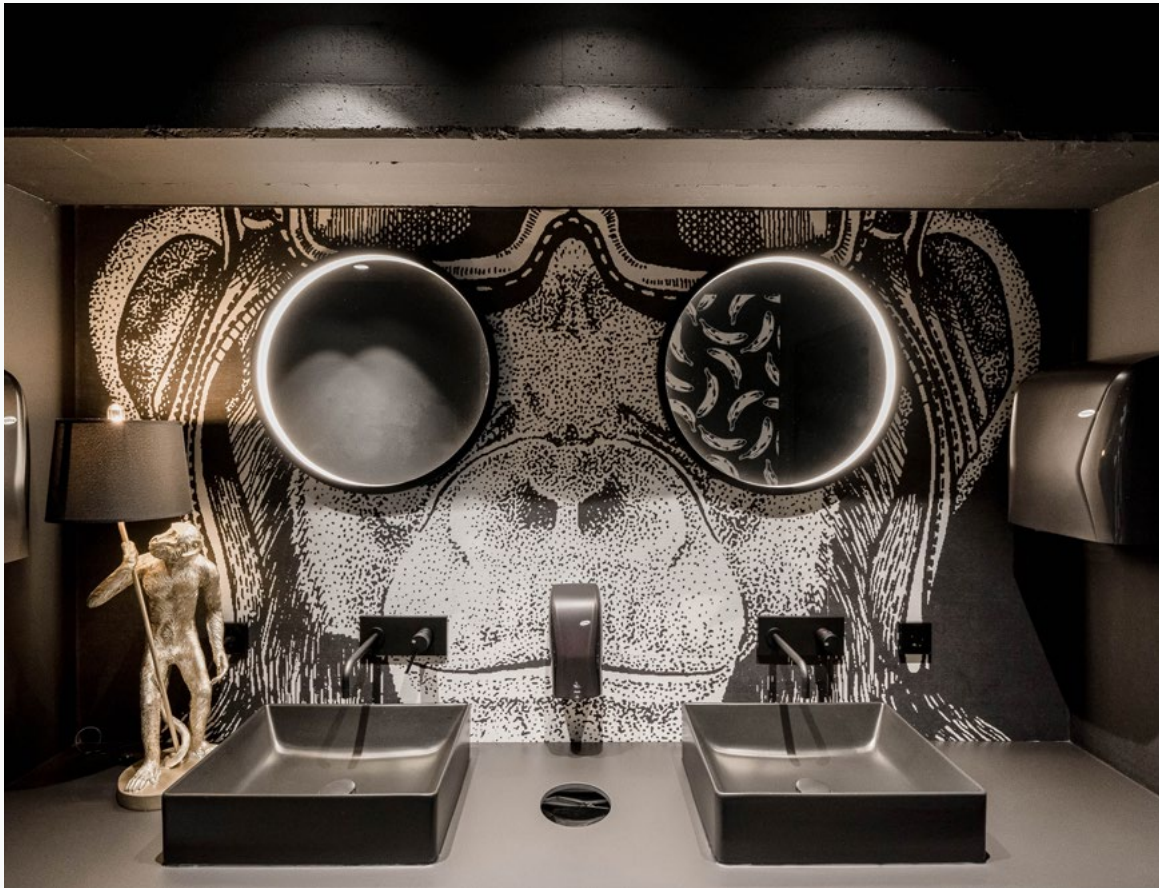
























Thin performer

## MAIN FEATURES



### Rich in light effect

The hidden light source illuminates the sound absorbing acoustic panel from the inner edge. Subsiding evenly, it creates a rich glow effect on the fabric.

### Maximum acoustic comfort

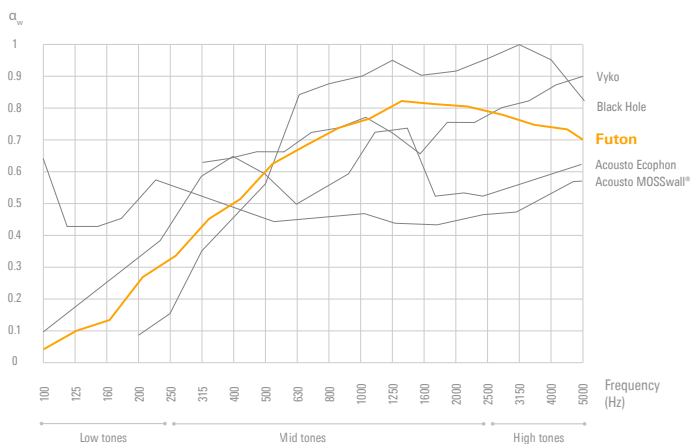
Futon enables effective soundproofing and sound absorbing in all areas with higher frequencies.



Low tones

Mid tones

High tones



## Make it double for a double effect

There will be no acoustic trouble if you choose Futon double. One suspension, but double acoustic fibre or opal diffuser, double light source (on both sides) and most of all double effect.



## A mirror? A lamp? Both!

Futon Mirror is a mirror and a lamp all-in-one. The lateral light will illuminate your face and clothes in the best way without any shadows or colour deviations.

## No steam on the mirror surface

This version of Futon is ideal for bathrooms, especially those with inadequate ventilation. A special mirror demister warms up the mirror at 30-35°C, a perfect temperature to prevent the mirror surface from the condensation of steam.



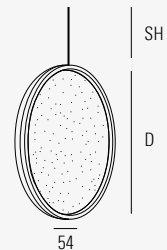
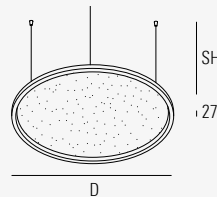
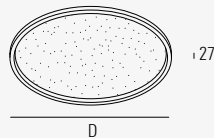


# Futon

## Technical Overview



	<b>C/W Acoustic</b> Ceiling / Wall	<b>S Acoustic</b> Suspended	<b>SD Acoustic</b> Suspended double
<b>Luminaire luminous flux</b>	510 - 1450 lm	510 - 1450 lm	1000 - 1400 lm
<b>Optic</b>	SOP	SOP	SOP
<b>Led colour</b>	927, 930, 940	927, 930, 940	927, 930, 940
<b>Driver</b>	Casambi, DALI, FO	Casambi, DALI, FO	Casambi, DALI, FO
<b>Driver position</b>	Remote	Ceiling cup / Remote	Ceiling cup / Remote
<b>Material</b>	Recycled ISOPET acoustic panel	Recycled ISOPET acoustic panel	Recycled ISOPET acoustic panel
<b>IP Protection</b>	IP40	IP40	IP40
<b>Sound absorbing surface</b>	0,3 / 1,2 m <sup>2</sup>	0,6 / 2,4 m <sup>2</sup>	0,6 m <sup>2</sup>
<b>Colour</b>	<b>B</b> <b>D</b> <b>J</b>	<b>B</b> <b>D</b> <b>J</b>	<b>B</b> <b>D</b> <b>J</b>
<b>Textile colour</b>			
<b>Dimensions</b>	D (mm): 611, 1216	D (mm): 611, 1216 SH (mm): 1500, 3000, 5000	D (mm): 611 SH Rod (mm): 500 - 2000 SH Suspension set (mm): 1500, 3000, 5000



**Light source:** High-flux LED strip, CRI>90, MacAdam≤2, 50000h L90 B10 at 35°C.  
**Optic:** Satin opal polycarbonate diffuser (SOP). **Body:** Extruded aluminium profile, powder coated with acoustic panel or satin opal diffuser or mirror plate. **Ceiling cup:** Ceiling cup with or without driver must be ordered separately. **Control gear:** Constant voltage driver - order separately. **Power supply:** 24V DC.

**Lichtsystem:** High-flux LED strip, CRI>90, MacAdam ≤ 2, 50000h L90 B10 bei 35°C. **Optisches System:** Opal satiniertes Diffusor Polycarbonat (SOP). **Leuchtenkörper:** Extrudiertes Aluminiumprofil, pulverbeschichtet mit Akustikplatte oder opal satiniertem Diffusor oder Spiegelplatte. **Deckenbaldachin:** Deckenbaldachin mit oder ohne Treiber muss separat bestellt werden. **Elektrische Ausführung:** Konstantspannung Treiber - separat bestellen. **Netzspannung:** 24V DC.



### SD Opal

Suspended double

3200 - 5150 lm

SOP

927, 930, 940

Casambi, DALI, FO

Ceiling cup / Remote

SOP (Satin opal diffuser)

IP40

-

**B** **D** **J**

-

### Mirror Round

With or without a heater

1650 - 2650 lm

SOP

927, 930, 940

Casambi, DALI, FO

Remote

Mirror

IP44

-

**B** **D** **H** **F** **Y**

-

### Mirror Oval

With or without a heater

2700 - 2950 lm

SOP

927, 930, 940

Casambi, DALI, FO

Remote

Mirror

IP44

-

**B** **D** **H** **F** **Y**

-

### Mirror Rectangular

With or without a heater

2550 - 3900 lm

SOP

927, 930, 940

Casambi, DALI, FO

Remote

Mirror

IP44

-

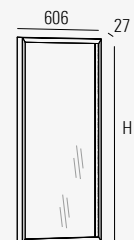
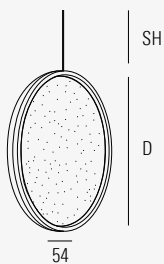
**B** **D** **H** **F** **Y**

-


D (mm): 611, 899  
SH Rod (mm): 500 - 2000  
SH Suspension set (mm): 1500, 3000, 5000

D (mm): 611, 900

H (mm): 906, 1506



**Fuente de luz:** Tira de ledes de alta intensidad, CRI>90, MacAdam  $\leq 2$ , 50 000 h L90 B10 a 35°C. **Óptica:** Difusor de policarbonato opal satinado (SOP). **Cuerpo:** Perfil de aluminio extruido, recubrimiento con pintura en polvo con panel acústico, difusor de ópalo satinado o espejo. **Florón:** El florón con o sin driver se debe pedir por separado. **Equipo:** Driver de voltaje constante - pedir por separado. **Fuente de alimentación:** 24V DC.



# Lysabel

A saber of light

**Finally, you can have the lightsaber you always wanted**


Lysabel will always bring a touch of sophistication to your space, whether vertical, horizontal, inclined, single or grouped in different creative compositions. It is a slender homogeneously lit tube without shadows. Its look is clean, minimalistic and refined, with every last detail carefully crafted. Looks fragile, but it's not. Its force is versatile – for the power of light and of appearance.

**Endlich bekommen Sie das Lichtschwert, das Sie schon immer haben wollten**

Lysabel wird Ihrem Raum immer etwas Eleganz verleihen, sei es vertikal, horizontal, geneigt, einzeln oder gruppiert in verschiedenen, kreativen Kompositionen. Es handelt sich hier um eine schlanke, gleichmäßig beleuchtete Röhre ohne Schatten. Ihr Aussehen ist rein, minimalistisch und raffiniert, wobei jedes kleine Detail sorgfältig handgefertigt ist. Sie sieht zerbrechlich aus, ist es aber nicht. Ihre Kraft ist vielseitig – für die Macht des Lichts und der Erscheinung.

**Por fin podrá tener el sable láser que siempre deseó**

Lysabel siempre aportará un toque de sofisticación a sus espacios, ya sea en vertical, horizontal, en ángulo, por sí sola o agrupada en diferentes composiciones creativas. Se ha diseñado como un tubo delgado que produce una luz homogénea, sin sombras. Presenta una estética limpia, minimalista y refinada en la que se han cuidado todos los detalles. Parece frágil, pero no lo es. Su fuerza es versátil: por el poder de la luz y del diseño.





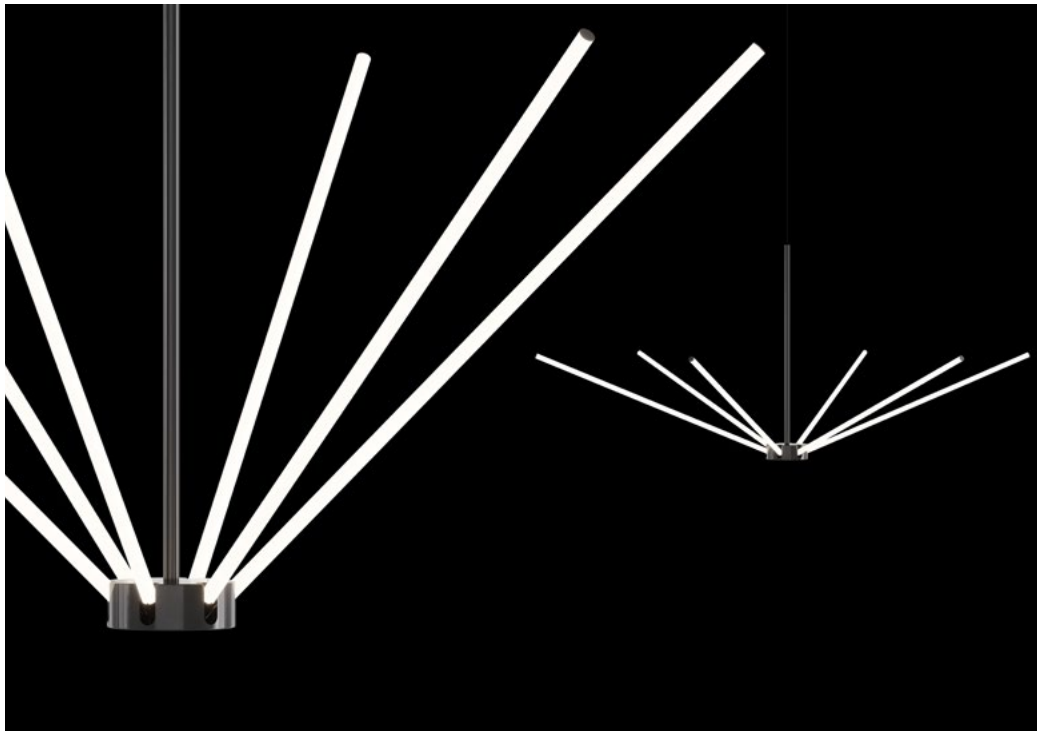










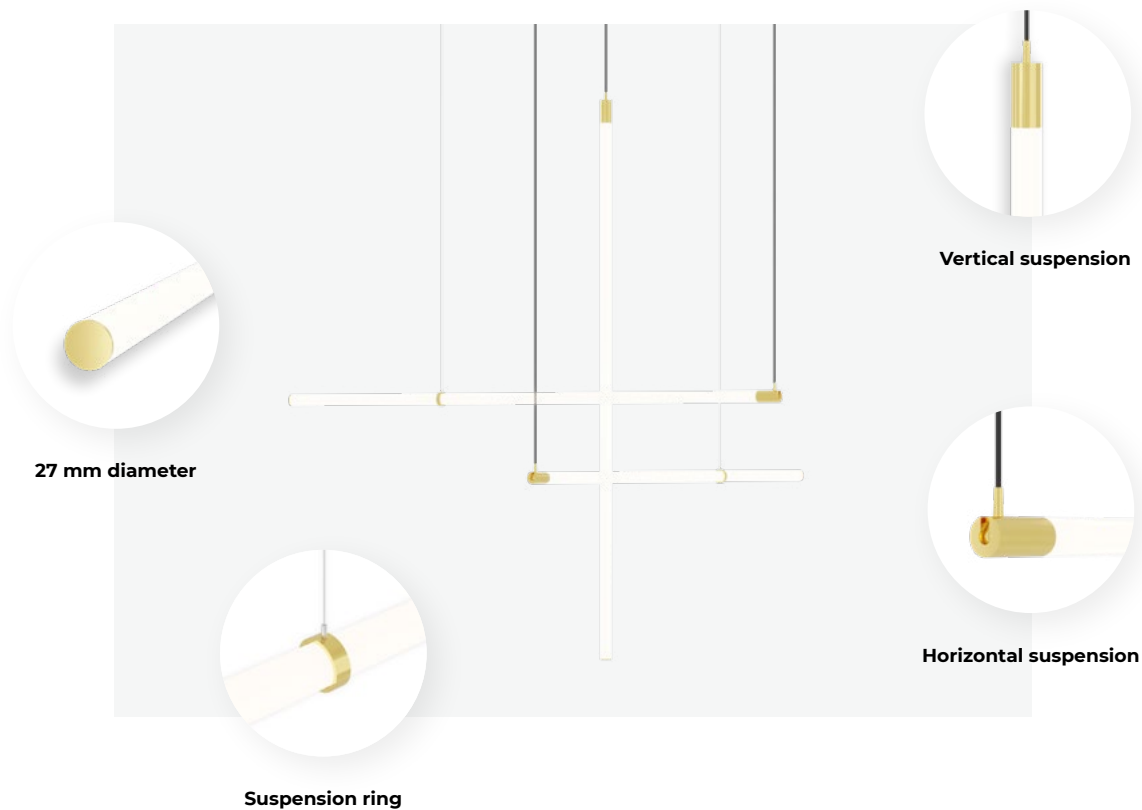


## One product, different looks

The different inclination of single tubes totally changes the product's appearance. Set it the way you like it, and change it over time. It will be like having a new luminaire.








**MAIN FEATURES**

**Always slim in different lengths**

Lysabel is available in different sizes. Combine them and create elegant compositions.





**It is also beautiful in horizontally**

It can be wholly horizontal or a little inclined with a simple suspension ring. The ring also functions as an aesthetic accessory.

# Lysabel

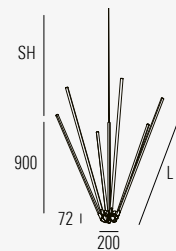
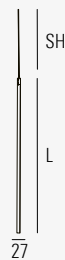
## Technical Overview



**S H**  
Suspended horizontal

**S C**  
Suspended chandelier

<b>Luminaire luminous flux</b>	1100 - 4400 lm	3400 - 6800 lm
<b>Optic</b>	SOP	SOP
<b>Led colour</b>	927, 930, 935, 940	927, 930, 935, 940
<b>Driver</b>	Casambi, DALI, FO	Casambi, DALI, FO
<b>Driver position</b>	Ceiling cup, remote	Ceiling cup, remote
<b>Colour finish</b>		
<b>Dimensions</b>	H (mm): 565 - 2565 SH (mm): 1500, 3000, 5000	L (mm): 568 - 1261 SH (mm): 1500, 3000, 5000



**Light source:** High-flux LED strip, CRI>90, MacAdam≤2, 50.000h L90 B10 at 35°C. **Optic:** Satin opal polycarbonate diffuser (SOP). **Body:** Aluminium, powder or PVD coated. **Ceiling cup:** Ceiling cup with or without driver must be ordered separately. **Control gear:** Constant voltage driver - order separately. **Power supply:** 24V DC.

**Lichtsystem:** High-flux LED strip, CRI>90, MacAdam ≤ 2, 50.000h L90 B10 bei 35°C. **Optisches System:** Opal satiniertes Diffusor Polycarbonat (SOP). **Leuchtenkörper:** Aluminium, pulver- oder PVD-beschichtet. **Deckenbaldachin:** Deckenbaldachin mit oder ohne Treiber muss separat bestellt werden. **Elektrische Ausführung:** Konstantspannung Treiber - separat bestellen. **Netzspannung:** 24V DC.

**Fuente de luz:** Tira de ledes de alta intensidad, CRI>90, MacAdam ≤ 2, 50.000 h L90 B10 a 35 °C. **Óptica:** Difusor de policarbonato opal satinado (SOP). **Cuerpo:** Aluminio, recubrimiento con pintura en polvo o PVD. **Florón:** El florón con o sin driver se debe pedir por separado. **Equipo:** Driver de voltaje constante - pedir por separado. **Fuente de alimentación:** 24V DC.



# Issa

Miss impact

**Big open spaces deserve to be arranged with style**

Issa is an opal tube that shines along the entire length. One diameter and a variety of sizes allow lots of creativity in compositions.

It brings a general illumination to big open spaces, staircases and halls, with a touch of elegance. Due to its smooth milky surface and important size it stands out like a decorative element also when off.

**Große offene Räume verdienen es, mit Stil eingerichtet zu werden**

Issa ist eine opale Röhre, die über die gesamte Länge leuchtet. Ein Durchmesser und eine Vielfalt von Größen, in denen Issa erhältlich ist, lassen viel Kreativität in der Gestaltung zu.


Die Leuchtröhre sorgt für eine allgemeine Beleuchtung großer offener Räume, Treppen und Korridore mit einem Hauch von Eleganz. Aufgrund ihrer milchigen Oberfläche und ihrer bedeutsamen Größe, sticht sie auch dann wie ein dekoratives Element hervor, wenn sie ausgeschaltet ist.

**Los grandes espacios diáfanos merecen un diseño con estilo**

Issa es un tubo de ópalo que brilla en toda su longitud. Un solo diámetro y toda una variedad de tamaños dan rienda suelta a la creatividad en las composiciones.

Aporta una iluminación general a los grandes espacios diáfanos, escaleras y pasillos con un toque de elegancia. Gracias a su superficie lisa y lechosa y a su imponente tamaño, destaca como elemento decorativo incluso cuando está apagado.





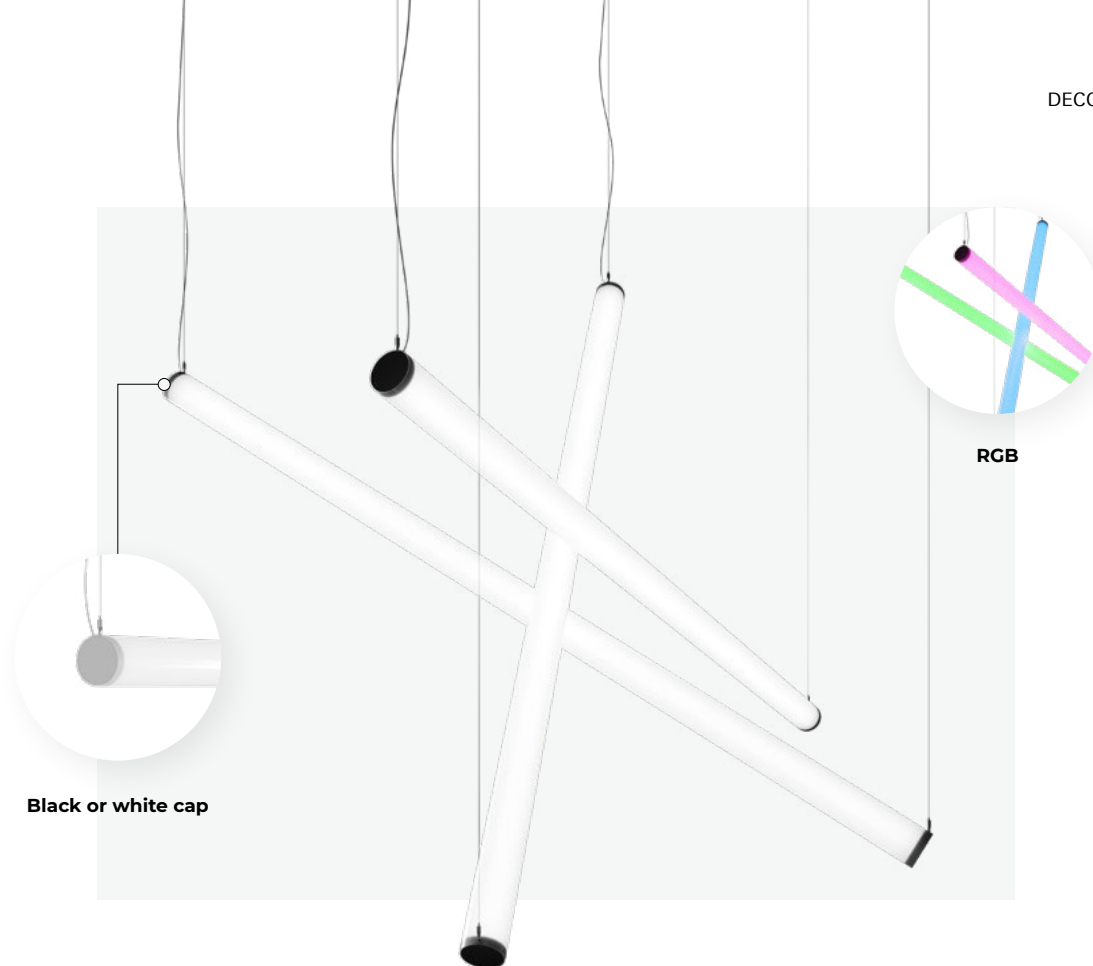












Black or white cap

RGB

**MAIN FEATURES**

**It can be inclined on purpose**

Adjust the suspension height the way you prefer Issa to be suspended. In line, completely vertically or a little inclined.

The maximal inclination angle is 60°.



**Vertically or horizontally**

Or both. Mix and match different products the way you want.



## Different lengths

Issa is available in different sizes. The combination of them creates a composition which adds an artistic touch to the ambience.



## With or without a spot

It depends on the intensity of light you want to achieve whether to choose a spot or not.

Do you prefer Issa to shine vividly or to glow softly?

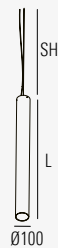
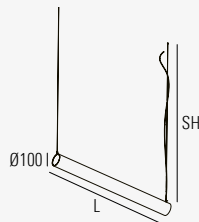
## Play with colours

Milky or tunable white is always a good choice. But sometimes, the RGB option gives an added value when creating a playful and dynamic atmosphere.





	<b>S H</b> Suspended horizontal	<b>S V</b> Suspended vertical	<b>S VS</b> Suspended vertical with spot
<b>Luminaire luminous flux</b>	950 - 4700	950 - 5700	950 - 5700
<b>Optic</b>	SOP	SOP	SOP
<b>Led colour</b>	927, 930, 935, 940	927, 930, 935, 940	927, 930, 935, 940
<b>Dynamic illumination</b>	RGB, Tunable white 2700-6500K	RGB, Tunable white 2700-6500K	RGB, Tunable white 2700-6500K
<b>Driver</b>	Casambi, DALI, FO	Casambi, DALI, FO	Casambi, DALI, FO
<b>Driver position</b>	Ceiling cup, remote	Ceiling cup, remote	Ceiling cup, remote
<b>Spot information</b>			
Luminaire luminous flux	-	-	up to 420
Beam angle	-	-	20°, 30°, 55°
Led colour	-	-	927, 930, 935, 940
<b>Colour</b>	<b>1 2</b>	<b>1 2</b>	<b>1 2</b>
<b>Dimensions</b>	L (mm): 565 - 2565 SH (mm): 1500, 3000, 5000	L (mm): 544 - 3044 SH (mm): 1500, 3000, 5000	L (mm): 568 - 3068 SH (mm): 1500, 3000, 5000



≥ 85 %



TW



RGB

GR0

GR1

CASAMBI



WARRANTY



**Light source:** High-flux LED strip, CRI>90, MacAdam≤2, 50000h L90 B10 at 35°C.; High-power COB LED, CRI>90, MacAdam≤2, 50.000h L90 B10 at 35°C.; RGB LED strip optional. **Optic:** Satin opal polycarbonate diffuser (SOP) **Body:** Polycarbonate. **Ceiling cup:** Ceiling cup with or without driver must be ordered separately. **Control gear:** Driver must be ordered separately. **Power supply:** 24V DC/125mA.

**Lichtsystem:** High-flux LED strip, CRI>90, MacAdam ≤ 2, 50000h L90 B10 bei 35°C.; High-power COB LED, CRI>90, MacAdam ≤ 2, 50.000h L90 B10 bei 35°C.; RGB LED Strip optional. **Optisches System:** Opal satiniertes Diffusor Polycarbonat (SOP) **Leuchtkörper:** Polycarbonat. **Deckenbaldachin:** Deckenbaldachin mit oder ohne Treiber muss separat bestellt werden. **Elektrische Ausführung:** Treiber muss separat bestellt werden. **Netzspannung:** 24V DC/125mA.

**Fuente de luz:** Tira de ledes de alta intensidad, CRI>90, MacAdam ≤ 2, 50 000 h L90 B10 a 35°C.; Led COB de alta potencia, CRI>90, MacAdam ≤ 2, 50 000 h L90 B10 a 35°C.; RGB LED strip. **Óptica:** Difusor de polycarbonato opal satinado (SOP) **Cuerpo:** Polycarbonato. **Florón:** El florón con o sin driver se debe pedir por separado. **Equipo:** El driver se debe pedir por separado. **Fuente de alimentación:** 24V DC/125mA.



# Pipes Tube

Vertical accent

**Every space should have something intriguing and thus precious**

Pipes Tube is meant to enhance the space. As a strong decorative element, it draws attention. Still, its form is simple enough to blend in with the surroundings.

A variety of sizes and colours allow you to be creative in compositions and to add a personal touch to every space.

**Jeder Raum sollte etwas Interessantes und somit Wertvolles aufweisen**

Pipes Tube ist dafür gedacht, den Raum aufzuwerten. Als starkes, dekoratives Element, zieht es die Aufmerksamkeit auf sich. Trotzdem ist seine Form so einfach, dass sie sich ideal in die Umgebung einfügt.

Eine Vielfalt von Größen und Farben ermöglicht es Ihnen, kreativ in den Kompositionen zu sein und jedem Raum seinen persönlichen Touch zu verleihen.

**Todo espacio necesita un toque intrigante y fascinante**

Pipes Tube está diseñado para realzar el espacio. Llama la atención como fuerte elemento decorativo. Aun así, su forma es lo suficientemente sencilla como para integrarse en el ambiente.


Su variedad de tamaños y colores le permitirá ser creativo en sus composiciones y añadir un toque personal en cada espacio.



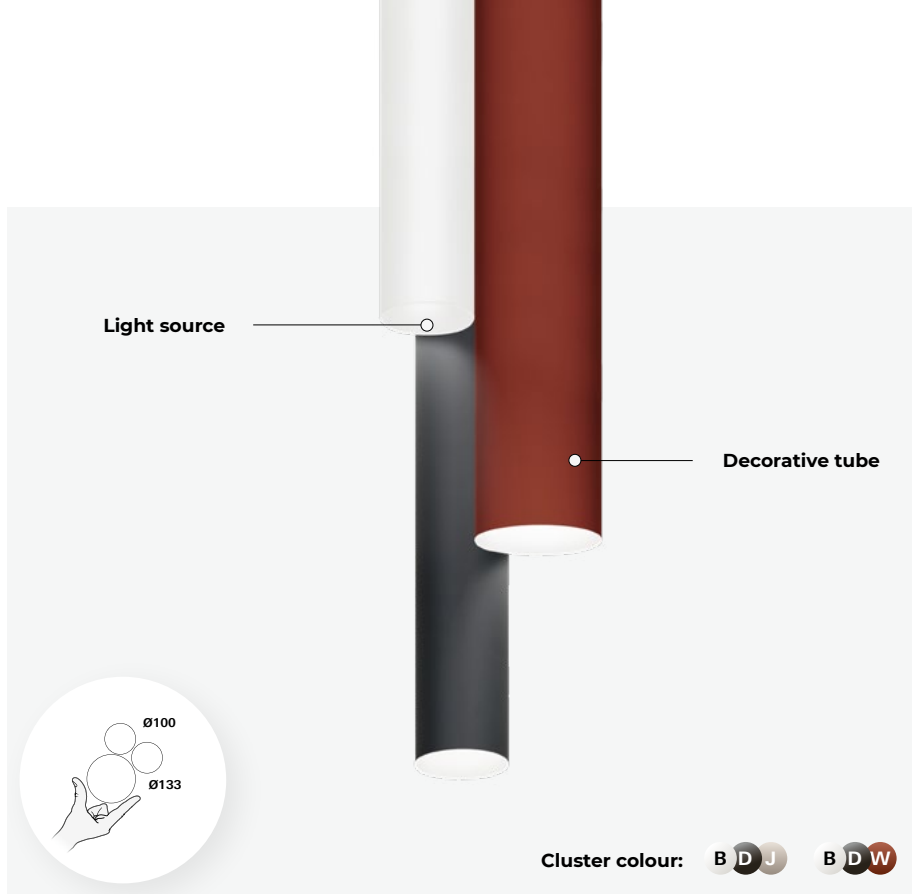









**Expo Milano**, Slovenia pavilion, Milano, Italy / Architecture: SoNo Architects / Photography: Žiga Lovšin  
**Music Center**, Raanan, Israel / Architecture: Nofar Architects / Photographer: Diego Rosman  
**King's House Bled**, Bled, Slovenia / Architecture: Sadar+Vuga / Photography: Miran Kambič



## MAIN FEATURES

### Timeless design

Clean lines and carefully chosen colours create the best timeless highlights in space. There are various lengths and diameters available.



### Black or white funnel?

You can choose a white or black funnel colour on the Pipes Tube S 100 version. Black funnel will reduce the glare.

# Pipes Tube

## Technical Overview

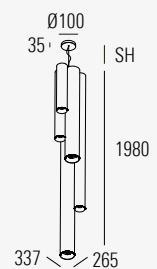
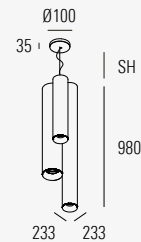
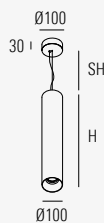
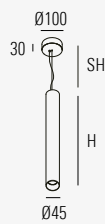


3 tubes



5 tubes

	<b>SINGLE S 45</b> Suspended	<b>SINGLE C/S 100</b> Ceiling / Suspended	<b>CLUSTER C/S S</b> Ceiling / Suspended Small	<b>CLUSTER C/S L</b> Ceiling / Suspended Large
<b>Beam angle</b>	20°, 30°, 55°	30°, 40°, 60°	30°, 40°, 60°	30°, 40°, 60°
<b>Luminaire luminous flux</b>	up to 960 lm (20°, 30°), 1150 lm (55°)	2300 - 3600 lm	2300 - 3600 lm	4600 - 7100 lm
<b>Led colour</b>	927, 930, 935, 940	827, 830, 840, 930, 935, 940	827, 830, 835, 840, 930, 940	827, 830, 835, 840, 930, 940
<b>Driver</b>	Casambi, DALI, FO	Casambi, DALI, FO	Casambi, DALI, FO	Casambi, DALI, FO
<b>Driver position</b>	Integrated	Integrated	Integrated	Integrated
<b>Dimensions</b>	H (mm): 590, 890, 1480 SH (mm): 1500, 3000, 5000	H (mm): 490 - 1980 SH (mm): 1500, 3000, 5000	SH (mm): 1500, 3000, 5000	SH (mm): 1500, 3000, 5000



Honeycomb available for all sizes except S 45.

Standard: **B** **D** **J** Special colours:



GR1 CASAMBI



**Light source:** High-power COB LED, CRI>80/90, MacAdam≤2, 50.000h L90 B10 at 35°C. **Optic:** Highly efficient with uniform distribution, metalized polycarbonate with lacquer finish. **Body:** Aluminium, powder coated. **Control gear:** Integrated highly-efficient driver with fixed output (FO) or dimmable (DALI-TD, Casambi). **Power supply:** 230V 50Hz.

**Lichtsystem:** High-power COB LED Module, CRI>80/90, MacAdam ≤ 2, 50.000h L90 B10 bei 35°C. **Optisches System:** Hocheffizienter Reflektor mit gleichmäßiger Lichtverteilung, metallisiertes Polycarbonat mit Lackbeschichtung. **Leuchtenkörper:** Aluminium pulverbeschichtet. **Elektrische Ausführung:** Integrierter hocheffizienter Treiber mit Fix-Output (FO) oder dimmbar (DALI-TD, Casambi). **Netzspannung:** 230V 50Hz.

**Fuente de luz:** Módulo LED COB, CRI 80/90, MacAdam ≤ 2, 50.000h L90 B10 a 35°C. **Óptica:** Distribucion uniforme de alta eficiencia, policarbonato metalizado con acabado lacado. **Cuerpo:** Aluminio, pintura en polvo. **Equipo:** Driver altamente eficiente integrado con salida fija (FO) o regulable (DALI-TD, Casambi). **Fuente de alimentación:** 230V 50Hz.





# Eyen

The piece

## All who enter the room will look up

Eyen is a remarkable piece, meant for special offices, where you want something unique and different. Because of its outstanding design, it can't go unnoticed. Its feather-light carbon fibre body links spots which illuminate each surface optimally, without shadows. Its indirect light creates a calm atmosphere that stimulates concentration and relieves stress.

## Jeder, der den Raum betritt, wird hinaufblicken

Eyen ist ein bemerkenswertes Stück, was für spezielle Büros gedacht ist, für die Sie etwas einzigartiges und anderes wünschen. Aufgrund ihres herausragenden Designs, kann sie nicht unbemerkt bleiben. Ihr federleichtes Kohlefasergehäuse verbindet Strahler, die jede Fläche optimal und ohne Schatten beleuchten. Ihr indirektes Licht schafft eine ruhige Atmosphäre, die die Konzentration anregt und Stress abbaut.

## Todos los que entren en su espacio mirarán hacia arriba

Eyen es una pieza maestra pensada para oficinas especiales en las que se busca algo único y diferente. Por su excepcional diseño, no puede pasar desapercibido. Su estructura ultraligera de fibra de carbono une los focos que iluminan a la perfección las distintas superficies sin crear sombras. Su luz indirecta crea un ambiente sereno que estimula la concentración y alivia el estrés.

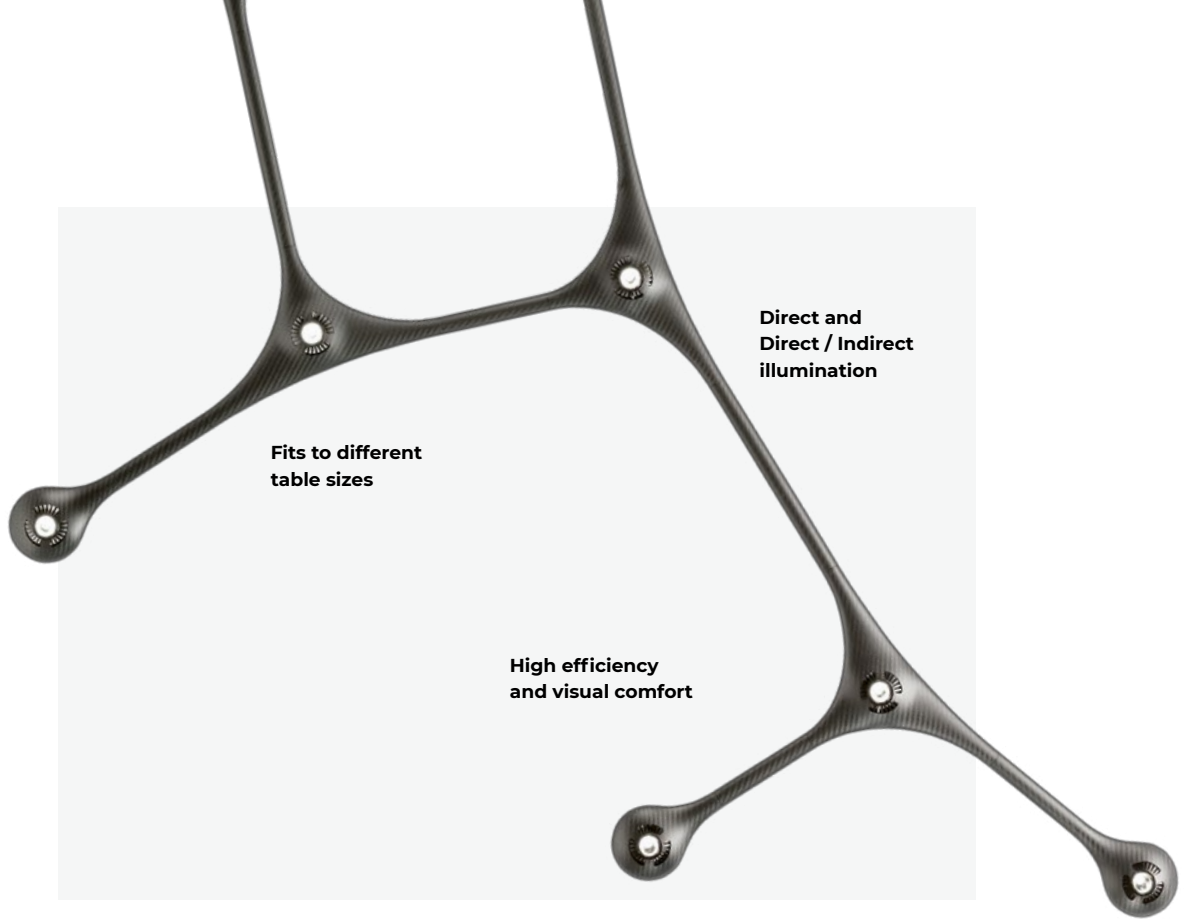












#### MAIN FEATURES

### Feather-light prestige is made of carbon

No matter the size, Eyen is extremely light. The adaptable design and a different number of LED spot options ensure the evenly illumination of each surface.



### High efficiency and visual comfort

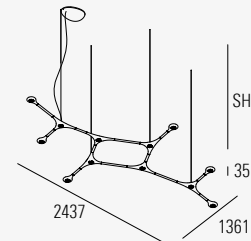
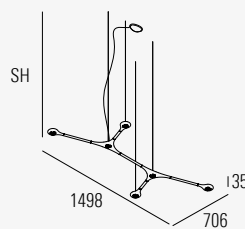
A carbon fibre body links highly efficient power LED spots offering optimum illumination with excellent colour reproduction.

# Eyen

## Technical Overview



	<b>S 6</b> Suspended Direct	<b>S/SDI 12</b> Suspended Direct, Direct / Indirect
<b>Beam angle</b>	55°	55°
<b>Spot</b>	6x	12x
<b>Luminaire luminous flux</b>		
Direct	2700 lm	5400 lm
Indirect	-	2950 lm
<b>Led colour</b>	927, 930, 935, 940	927, 930, 935, 940
<b>Driver</b>	Casambi, DALI	Casambi (S), DALI (S, SDI)
<b>Material</b>	Carbon-fibre body structure	Carbon-fibre body structure
<b>Colour</b>	<b>2</b>	<b>2</b>
<b>Dimensions</b>	SH (mm): 1500, 3000, 5000	SH (mm): 1500, 3000, 5000



GR1 CASAMBI



**Light source:** High-power COB LED, CRI>90, MacAdam $\leq$ 2, 50.000h L90 B10 at 35°C. **Optic:** Highly efficient with uniform distribution, metalized polycarbonate with lacquer finish. **Body:** Carbon-fibre structure. **Control gear:** Integrated highly-efficient driver dimmable (DALI, Casambi). **Power supply:** 230V 50Hz.

**Lichtsystem:** High-power COB LED, CRI>90, MacAdam  $\leq$  2, 50.000h L90 B10 bei 35°C. **Optisches System:** Hocheffizienter Reflektor mit gleichmäßiger Lichtverteilung, metallisiertes Polycarbonat mit Lackbeschichtung. **Leuchtenkörper:** Kohlefaserstruktur. **Elektrische Ausführung:** Integrierter hocheffizienter Treiber, dimmbar (DALI, Casambi). **Netzspannung:** 230V 50Hz.

**Fuente de luz:** Led COB de alta potencia, CRI>90, MacAdam  $\leq$  2, 50 000 h L90 B10 a 35°C. **Óptica:** Alta eficiencia con distribución uniforme, policarbonato metalizado con acabado lacado. **Cuerpo:** Estructura de fibra de carbono. **Equipo:** Driver altamente eficiente y regulable integrado (DALI, Casambi). **Fuente de alimentación:** 230V 50Hz.





# Insider

Directly indirect

## It gives character to empty walls

Bring light to your wall, raise your ceiling and create the feeling of spaciousness and freedom with Insider in different dimensions and colours. Because of its delicate design, it can be easily incorporated into any interior.

Its indirect light effect makes your ceiling higher and higher. And what is more, it creates an atmosphere that will raise you up.

## Gibt leeren Wänden einen Charakter

Erleuchten Sie Ihre Wand, erhöhen Sie Ihre Decke und erzeugen Sie das Gefühl von Geräumigkeit und Freiheit mit der Leuchte Insider in verschiedenen Maßen und Farben. Aufgrund ihres filigranen Designs kann sie ganz einfach in jede Einrichtung integriert werden.

Durch ihr indirektes Licht wirkt Ihre Decke um einiges höher und zudem erschafft sie noch eine Atmosphäre, die Ihre Stimmung anheben wird.

## Otorga carácter a las paredes vacías

Aporte luz a su pared, eleve su techo y cree sensaciones de amplitud y libertad con Insider en diferentes medidas y colores. Por su diseño sutil, puede incorporarse fácilmente a cualquier interior.

Su efecto de luz indirecta hace que su techo parezca más alto a cada minuto que pasa. Es más: crea una atmósfera que le elevará.













#### MAIN FEATURES



### **Bring light all the way up**

Insider is minimalistic, but surprisingly strong. Its indirect light effect makes your ceiling higher and gives a feeling of spaciousness and freedom.

### **Make a difference with a colour**

Choose two colours that perfectly match your interior and give character to your wall. Trendy metallic colours will bring sophistication and luxury to the space.




# Insider

## Technical Overview




### FAMILY MEMBER




### TECH. SPECS

LUMINAIRE LUMINOUS FLUX	LED COLOUR	DRIVER	OPTICS
180 - 6300 lm	827, 830, 835, 840, 930, 940	Casambi, DALI, FO	DPR

### COLOUR



### INNER COLOUR



GRO CASAMBI



**Light source:** High-flux PCB LED modules, mid-power SMD LED, CRI> 80/90, MacAdam≤2, 50.000h L90 B10 at 35°C. **Optic:** Soft-light prismatic PMMA diffuser (DPR). **Body:** Extruded aluminium profile, powder coated. **Control gear:** Integrated highly-efficient driver with fixed output (FO) or dimmable (DALI-TD, Casambi). **Power supply:** 230V 50Hz.

**Lichtsystem:** High-flux PCB LED modules, mid-power SMD LED, CRI>80/90, MacAdam ≤ 2, 50.000h L90 B10 bei 35°C. **Optisches System:** Diamantprismenabdeckung PMMA (DPR). **Leuchtenkörper:** Profil aus extrudiertem Aluminium, pulverbeschichtet. **Elektrische Ausführung:** Integrierter hocheffizienter Treiber mit Fix-Output (FO) oder dimmbar (DALI-TD, Casambi). **Netzspannung:** 230V 50Hz.

**Fuente de luz:** Módulos led PCB de alta intensidad, SMD led de potencia media, CRI>80/90, MacAdam ≤ 2, 50 000 h L90 B10 a 35°C. **Óptica:** Difusor Soft-light prismatic PMMA (DPR). **Cuerpo:** Perfil de aluminio extruido, recubierto con pintura en polvo. **Equipo:** Driver altamente eficiente integrado con salida fija (FO) o regulable (DALI-TD, Casambi). **Fuente de alimentación:** 230V 50Hz.






BY CHICAGO ATHENAEUM



GOOD DESIGN AWARD TOKYO



BIGSEE PRODUCT DESIGN AWARD 2019



# Vitka

## Thin line

**Vitka doesn't need to hang out next to thick luminaries just to look thin**

They say it's a thin line between elegance and confidence, but we say that there doesn't need to be any line at all, you can have this all together. Thanks to its application flexibility and lighting control, Vitka is one of our top notch ambient luminaires.

Discover the variety of Vitka's applications when you're creating an office, reception area, hospitality facilities or at home, and prepare for a big surprise from such a small luminaire.

**Vitka bedarf keines direkten Vergleichs mit massiven Leuchtelementen, um zu sehen, dass sie schlank ist**

Es ist ein schmaler Grat zwischen Eleganz und dem Hauch zu viel Selbstbewusstsein, wir finden jedoch, dass ihr mit dieser Leuchte genau die richtige Mischung bekommt. Schlank, edel, fein, präzise – all das sind Eigenschaften, mit denen Vitka beschrieben werden kann. Dank ihrer Anwendungsflexibilität und

Lichtsteuerung ist Vitka eine unserer elegantesten Umgebungsleuchten.

Entdeckt die Vielfalt von Vitkas Einsatzmöglichkeiten, wenn ihr beispielsweise ein Büro, einen Empfangsbereich oder eine Hospitality-Einrichtungen plant, aber auch, wenn ihr die Leuchte Zuhause verwendet, Macht euch auf eine große Überraschung von dieser kleinen Leuchte gefasst.

**Vitka no necesita arrimarse a luminarias gruesas para parecer delgada**

Se dice que existe una delgada línea entre la elegancia y la confianza. Nosotros afirmamos que esa línea no es necesaria: puedes disfrutar de ambas. Gracias a su flexibilidad de colocación y control de iluminación, Vitka es una de nuestras luminarias de ambiente de primer nivel.

Descubre la gran cantidad de aplicaciones de Vitka al crear una oficina, zona de recepción, instalaciones de hostelería o en casa, y prepárate para que esta pequeña luminaria te dé una gran sorpresa.











**Private office** / Visualisation: Studio Spacer

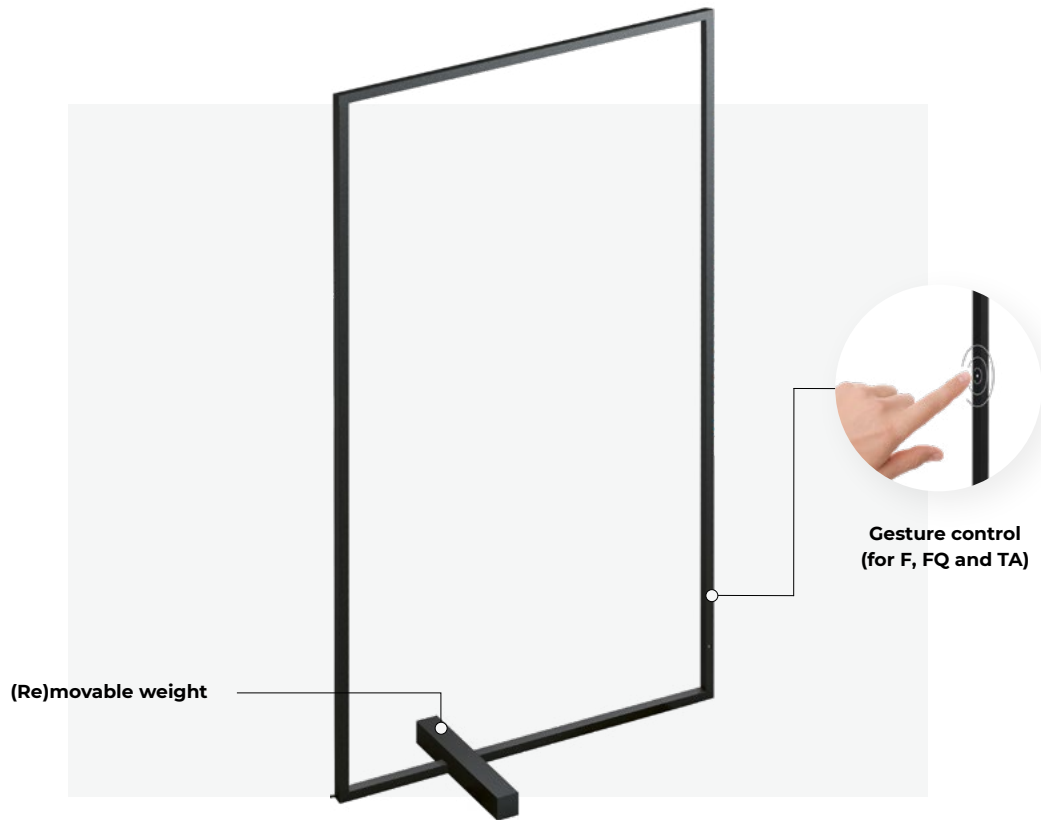
**Gladengveien, Oslo, Norway** / Architecture: Odin / Photography: Dag Randen

**Private residence** / Visualisation: Render Atelier









#### MAIN FEATURES



### Dimmable without a switch

Just hold your finger at the sensor if you want to dim the light.

### (Re)movable weight

The stability weight can also be moved along the profile or removed. When leaning against the wall it creates a more dramatic lighting atmosphere while free-standing positioning provides a more even distribution of light across the room.







### Soft ambient light

This slim luminaire brings elegance and softness with both its looks and light. The optic offers a pleasant illumination with low glare, perfect for all situations when you don't need a classic office lighting.


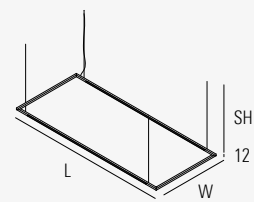
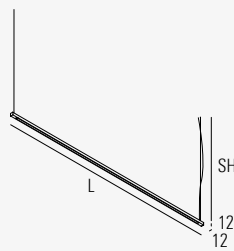
### An added value to any space

When on, its soft light creates a unique calming atmosphere. When off, it also functions as an art piece which gives character to your space.





	<b>S</b> Suspended linear	<b>SQ</b> Suspended rectangular
<b>Luminaire luminous flux</b>	680 - 1200 lm	1700 - 3400 lm
<b>Led colour</b>	827, 830, 840, 930, 940	827, 830, 840, 930, 940
<b>Driver</b>	Casambi, DALI, FO	Casambi, DALI, FO
<b>Driver position</b>	Ceiling cup, Remote	Ceiling cup, Remote
<b>Optics</b>	SOP	SOP
<b>Colour</b>	<b>2</b>	<b>2</b>
<b>Dimensions</b>	L (mm): 1240, 1540, 1740 SH (mm): 1500, 3000, 5000	LxW (mm): 1680/2080x500, 2080/2690x700, 1740/2690x800 SH (mm): 1500, 3000, 5000



**Light source:** High-flux PCB LED modules, mid-power SMD LED, CRI>80/90, MacAdam≤2, 50.000h L90 B10 at 35°C. **Optic:** Satin opal polycarbonate diffuser (SOP) **Body:** Extruded aluminium profile, powder coated. **Control gear:** Supplied with highly-efficient driver with fixed output (FO) or dimmable (DALI-TD, Casambi). Table/floor version are supplied with universal plug-in driver. Suspended versions with LD/RD250 ceiling cup are supplied with highly-efficient driver with fixed output (FO) or dimmable (DALI-TD, Casambi). For versions with RF ceiling cup constant voltage driver must be ordered separately. **Power supply:** 230V 50Hz / 24V DC.

**Lichtsystem:** High-flux PCB LED modules, mid-power SMD LED, CRI>80/90, MacAdam≤2, 50.000h L90 B10 bei 35°C. **Optisches System:** Opal satiniertes Diffusor Polycarbonat (SOP) **Leuchtenkörper:** Profil aus extrudiertem Aluminium, pulverbeschichtet. **Elektrische Ausführung:** Inklusive hocheffizientem Treiber mit Fix-Output (FO) oder dimmbar (DALI-TD, Casambi). Tisch-/Bodenversionen werden mit einem universellen Plug-in-Treiber geliefert. Hängende Versionen mit LD/RD250 Deckenbaldachin werden mit einem hocheffizienten Treiber mit Fix-Output (FO) oder dimmbar (DALI-TD, Casambi) geliefert. Für Versionen mit RF-Deckenbaldachin müssen Konstantspannungstreiber separat bestellt werden. **Netzspannung:** 230V 50Hz / 24V DC.





**F**  
Floor linear

280 - 1150 lm

827, 830, 840, 930, 940

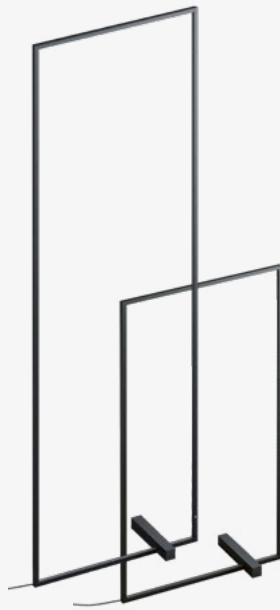
TD (gesture control)

Universal plug

SOP

2

H (mm): 650,1800



**FQ**  
Floor rectangular

440 - 1100 lm

827, 830, 840, 930, 940

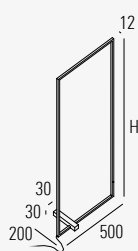
TD (gesture control)

Universal plug

SOP

2

H (mm): 900, 1600



**TA**  
Table

630 - 660 lm

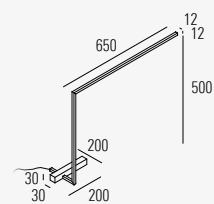
930, 940

TD (gesture control)

Universal plug

SOP

2



**Fuente de luz:** Módulos led PCB de alta intensidad, SMD led de potencia media, CRI>80/90, MacAdam≤2, 50 000 h L90 B10 a 35°C. **Óptica:** Difusor de policarbonato opal satinado (SOP) **Cuerpo:** Perfil de aluminio extruido, recubierto con pintura en polvo. **Equipo:** Suministrado con driver altamente eficiente con salida fija (FO) o regulable (DALI-TD, Casambi). La versión de sobremesa/suelo se suministra con un driver enchufable universal. Las versiones suspendidas con el florón LD/RD250 se suministran con un driver altamente eficiente con salida fija (FO) o regulable (DALI-TD, Casambi). Para las versiones con florón RF, el driver de tensión constante se debe pedir por separado. **Fuente de alimentación:** 230V 50Hz / 24V DC.



# Gramm

The lightest light

## Feather lightness in the space

Gramm is elegant and focused, meant to enlighten only what is needed. It is round-shaped, and its main feature is the possibility of rotation which allows a lot of flexibility. When you want a pleasant indirect light, you simply rotate it up with one move.

A name, a guarantee. Gramm will always bring a feeling of feather lightness to the space. Because Gramm is light, period.

## Federleichte Leichtigkeit im Raum


Die Leuchte Gramm ist elegant und gebündelt und dient dazu, nur den Bereich zu erhellen, der nötig ist. Ihre Form ist rund und ihr Hauptmerkmal ist ihre Rotationsmöglichkeit, die eine große Flexibilität bietet. Wenn Sie ein angenehmes, indirektes Licht wünschen, drehen Sie sie einfach mit einer Bewegung nach oben.

Ein Name, eine Garantie. Die Leuchte Gramm wird Ihrem Raum immer ein Gefühl der Leichtigkeit einer Feder geben, denn Gramm ist leicht.

## La peso pluma de sus espacios

Gramm es una luminaria elegante y enfocada, creada para iluminar solo lo necesario. Tiene forma redonda y su principal característica es la posibilidad de rotarla, que le aporta una tremenda flexibilidad. Si busca una luz indirecta confortable, basta con girarla hacia arriba en un único movimiento.

Un nombre que es toda una garantía. Gramm siempre aportará sensaciones de ligereza a sus espacios. Porque Gramm es ligera. Punto.













#### MAIN FEATURES



### Soft ambient light

This slim luminaire brings elegance and softness with both its looks and light. The optic offers a pleasant illumination with low glare, perfect for all situations when you don't need a classic office lighting.

### Just rotate it for indirect light


You rotate it up with one move when you want a pleasant indirect light. This is its great advantage.



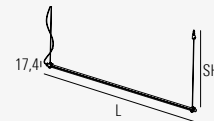
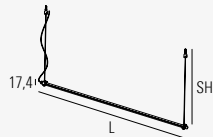


# Gramm

## Technical Overview



	<b>S LGO</b> Suspended low glare linear grid optic	<b>S SOP</b> Suspended satin opal diffuser
<b>Luminaire luminous flux/m</b>	210 lm/m	770 lm/m
<b>Optics</b>	LGO	SOP
<b>Led colour</b>	927, 930, 940	927, 930, 940
<b>Driver</b>	Casambi, DALI, FO	Casambi, DALI, FO
<b>Driver position</b>	Ceiling cup / Remote	Ceiling cup / Remote
<b>Colour</b>	<b>2</b>	<b>2</b>
<b>Dimensions</b>	L (mm): 560 - 2060 SH (mm): 500 - 2000	L (mm): 560 - 2060 SH (mm): 500 - 2000



≥ 90 %

GRO

CASAMBI



WARRANTY



**Light source:** High-flux LED strip, CRI>90, MacAdam≤2, 50000h L90 B10 at 35°C. **Optic:** Satin opal polycarbonate diffuser (SOP). Low glare linear grid optic (LGO). **Body:** Extruded aluminium profile, powder coated. **Ceiling cup:** Ceiling cup with or without driver must be ordered separately. **Control gear:** Constant voltage driver - order separately. **Power supply:** 24V DC.

**Lichtsystem:** High-flux LED strip, CRI>90, MacAdam≤2, 50000h L90 B10 bei 35°C. **Optisches System:** Opal satinierter Diffusor Polycarbonat (SOP). Blendarme lineare Gitteroptik (LGO). **Leuchtenkörper:** Profil aus extrudiertem Aluminium, pulverbeschichtet. **Deckenbaldachin:** Deckenbaldachin mit oder ohne Treiber muss separat bestellt werden. **Elektrische Ausführung:** Konstantspannung Treiber - separat bestellen. **Netzspannung:** 24V DC.

**Fuente de luz:** Tira de ledes de alta intensidad, CRI>90, MacAdam≤2, 50 000 h L90 B10 a 35°C. **Óptica:** Difusor de policarbonato opal satinado (SOP). Óptica de cuadrícula lineal de bajo deslumbramiento (LGO). **Cuerpo:** Perfil de aluminio extruido, recubierto con pintura en polvo. **Florón:** El florón con o sin driver se debe pedir por separado. **Equipo:** Driver de voltaje constante - pedir por separado. **Fuente de alimentación:** 24V DC.



# Glazer

Table friendly

## Glazer is linear, optimised for the table

Glazer responds to your needs for excellent illumination. The soft edge design allows you to reach a high visual comfort and low glare by making a smooth light transition on the frame.

It is an extremely functional luminaire, more than perfect for those who want something simple and smart. Its design has nothing more to add and nothing left to take away. This is where its beauty comes from.

## Glazer ist linear, für den Tisch optimiert

Glazer spricht Ihren Bedarf für eine große Beleuchtung an. Die weiche Kantengestaltung ermöglicht einen hohen visuellen Komfort und ein geringes Blendlicht, welches durch einen sanften Übergang des Lichts am Rahmen erzielt wird.

Sie ist eine extrem funktionelle Leuchte und mehr als perfekt für diejenigen, die nach etwas Einfachem und Smartem suchen. Ihrem Design ist nichts hinzuzufügen und nichts wegzulassen. Hier entsteht Schönheit.

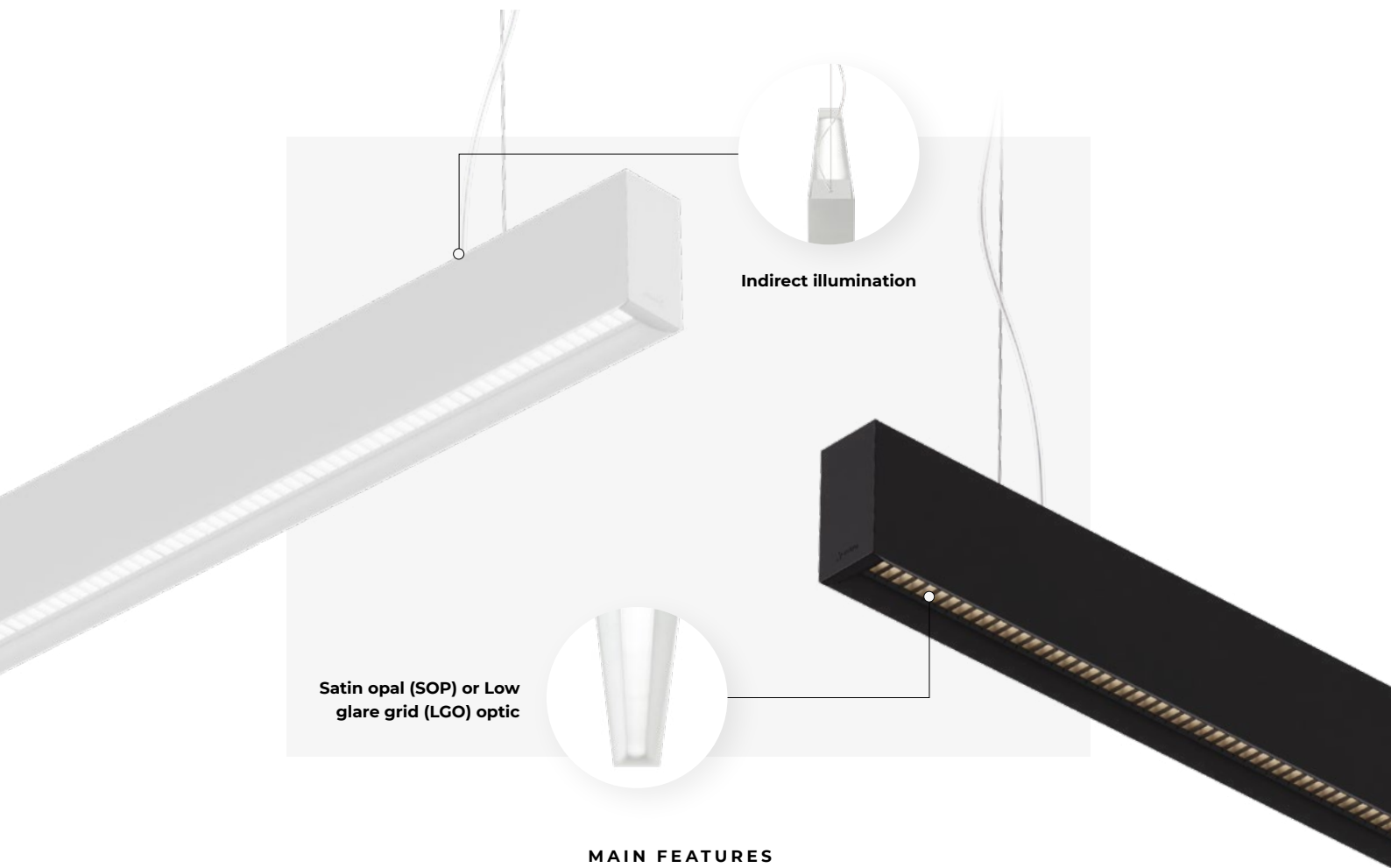
## Glazer es lineal, perfeccionada para la mesa

Glazer es la solución perfecta a su necesidad de una gran iluminación. Los suaves bordes del diseño le confieren un gran confort visual y un bajo brillo gracias a la suave transición de luz en la estructura.


Es una lámpara extremadamente funcional, más que perfecta, para quienes buscan algo sencillo y elegante. No hay nada que añadir ni que quitar de su diseño; de ahí proviene su belleza.







**MAIN FEATURES**



**Curved frame for soft light transition**

Carefully designed frame allows soft light transition and softens the contrast between lit and non-lit surfaces.



**Regressed diffuser**

The diffuser and the light source are regressed in the profile to reduce eye contact with the illuminated surface and improve visual comfort.



# Glazer

## Technical Overview



### SDI LGO

Suspended Direct / Indirect low glare linear grid optic

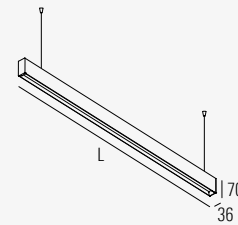
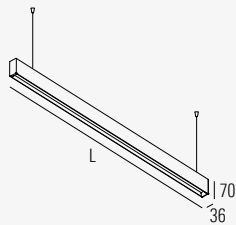


### SDI SOP

Suspended Direct / Indirect satin opal diffuser



<b>Glare control (UGR class)</b>	UGR<19	-
<b>Luminaire luminous flux</b>	2200 - 3100 lm/m	2300 - 3200 lm/m
<b>Light distribution</b>	Direct / Indirect	Direct / Indirect
<b>Optics</b>	LGO	SOP
<b>Led colour</b>	930, 940	930, 940
<b>Driver</b>	Casambi, DALI, FO, TD	Casambi, DALI, FO, TD
<b>Colour</b>	<b>1</b> <b>2</b>	<b>1</b> <b>2</b>
<b>Dimensions</b>	L (mm): 1434 - 3114 SH (mm): 1500, 3000, 5000	L (mm): 1434 - 3114 SH (mm): 1500, 3000, 5000



≥ 90 %

GRO

CASAMBI



WARRANTY



**Light source:** High-flux PCB LED modules, mid-power SMD LED, CRI>90, MacAdam≤2, 50.000h L90 B10 at 35°C. **Optic:** Satin opal polycarbonate diffuser (SOP). Low glare linear grid optic (LGO) **Body:** Extruded aluminium profile, powder coated. **Ceiling cup:** For suspended versions, the ceiling cup and suspension set must be ordered separately. Find out more on the technical pages or online product configurator. **Control gear:** Integrated highly-efficient driver with fixed output (FO) or dimmable (DALI-TD, Casambi). Optional separate switching for Direct / Indirect versions. **Power supply:** 230V 50Hz.

**Lichtsystem:** High-flux PCB LED modules, mid-power SMD LED, CRI>90, MacAdam≤2, 50.000h L90 B10 bei 35°C. **Optisches System:** Opal satinierter Diffusor Polycarbonat (SOP). Blendarme lineare Gitteroptik (LGO) **Leuchtenkörper:** Profil aus extrudiertem Aluminium, pulverbeschichtet. **Deckenbaldachin:** Im Fall von hängenden Versionen, müssen die Deckenhalterung und das Aufhängungsset separat bestellt werden. Erfahren Sie mehr dazu auf den technischen Seiten oder online im Produktkonfigurator. **Elektrische Ausführung:** Integrierter hocheffizienter Treiber mit Fix-Output (FO) oder dimmbar (DALI-TD, Casambi). Optional getrennte Schaltung für direkte/indirekte Versionen. **Netzspannung:** 230V 50Hz.

**Fuente de luz:** Módulos led PCB de alta intensidad, SMD led de potencia media, CRI>90, MacAdam≤2, 50 000 h L90 B10 a 35°C. **Óptica:** Difusor de polycarbonato opal satinado (SOP). Óptica de cuadrícula lineal de bajo deslumbramiento (LGO) **Cuerpo:** Perfil de aluminio extruido, recubierto con pintura en polvo. **Florón:** Para las versiones suspendidas, el florón y el juego de suspensión deben pedirse por separado. Encontrará más información en las páginas técnicas o en el configurador de productos en línea. **Equipo:** Driver altamente eficiente integrado con salida fija (FO) o regulable (DALI-TD, Casambi). Conmutación separada opcional para las versiones directa/indirecta. **Fuente de alimentación:** 230V 50Hz.



# Minus

Make rhythm, break rhythm

## The only Minus which is a plus

This family range can play many roles. Arranged in various compositions it can become the source of creativity, whereas, when placed in an organized setting, it brings order and structure.

With the »light around« effect, Minus brings a new dimension in low ceiling spaces. By illuminating the ceiling itself, the ceilings become visually elevated.

## Das einzige Minus, das ein Plus ist

Diese Produktfamilie kann viele Rollen spielen. In verschiedenen Zusammensetzungen angeordnet, kann sie die Quelle der Kreativität sein, wobei sie, wenn sie in einer organisierten Umgebung integriert wird, Ordnung und Struktur hereinbringt.

Mit dem »Rundum-Licht« -Effekt gibt Minus Räumen mit niedrigen Decken eine neue Dimension. Indem die Decke angeleuchtet wird, wird sie optisch angehoben.

## El único »Minus« que es Más

Esta gama puede desempeñar varias funciones. Combinada en composiciones, puede ser una fuente de creatividad; colocada en un entorno organizado, aporta orden y estructura.

Con el efecto »luz alrededor«, Minus lleva el espacio de los techos a una nueva dimensión. Gracias a la iluminación del techo, éste queda más elevado visualmente.













#### MAIN FEATURES



### A graphic element

White or RGB options are a perfect canvas for creative ideas. Minus Square integrates easily into any interior, lighting up uniformly the whole space.

### Light all around



Indirect, uniform illumination is perfect for low ceiling spaces. By illuminating the ceiling itself, it becomes visually elevated and appears much higher.





# Minus

## Technical Overview



	<b>C</b> Ceiling	<b>S</b> Suspended	<b>S Square</b> Suspended
<b>Luminaire luminous flux/m</b>	1050 - 2750 lm/m	1050 - 2750 lm/m	2350 - 9500 lm
<b>Optics</b>	SOP	SOP	SOP
<b>Led colour</b>	827, 830, 835, 840, 930, 940	827, 830, 835, 840, 930, 940	827, 830, 835, 840, 930, 940
<b>Driver</b>	Casambi, DALI, FO	Casambi, DALI, FO	Casambi, DALI, FO
<b>Colour</b>	1 2	1 2	1 2
<b>Dimensions</b>	L (mm): 565 - 3082	L (mm): 565 - 3082 SH (mm): 1500, 3000, 5000	L (mm): 650x650, 930x930 SH (mm): 1500, 3000, 5000



≥ 90 %

GRO

CASAMBI




WARRANTY



**Light source:** High-flux PCB LED modules, mid-power SMD LED, CRI>80/90, MacAdam≤2, 50.000h L90 B10 at 35°C. **Optic:** Satin opal polycarbonate diffuser (SOP) **Body:** Extruded aluminium profile, powder coated. **Ceiling cup:** For suspended versions, the ceiling cup and suspension set must be ordered separately. Find out more on the technical pages or online product configurator. **Control gear:** Integrated highly-efficient driver with fixed output (FO) or dimmable (DALI-TD, Casambi). **Power supply:** 230V 50Hz.

**Lichtsystem:** High-flux PCB LED modules, mid-power SMD LED, CRI>80/90, MacAdam≤2, 50.000h L90 B10 bei 35°C. **Optisches System:** Opal satiniertes Diffusor Polycarbonat (SOP) **Leuchtenkörper:** Profil aus extrudiertem Aluminium, pulverbeschichtet. **Deckenballdachin:** Im Fall von hängenden Versionen, müssen die Deckenhalterung und das Aufhängungsset separat bestellt werden. Erfahren Sie mehr dazu auf den technischen Seiten oder online im Produktkonfigurator. **Elektrische Ausführung:** Integrierter hocheffizienter Treiber mit Fix-Output (FO) oder dimmbar (DALI-TD, Casambi). **Netzspannung:** 230V 50Hz.

**Fuente de luz:** Módulos led PCB de alta intensidad, SMD led de potencia media, CRI>80/90, MacAdam≤2, 50 000 h L90 B10 a 35°C. **Óptica:** Difusor de policarbonato opal satinado (SOP) **Cuerpo:** Perfil de aluminio extruido, recubierto con pintura en polvo. **Florón:** Para las versiones suspendidas, el florón y el juego de suspensión deben pedirse por separado. Encontrará más información en las páginas técnicas o en el configurador de productos en línea. **Equipo:** Driver altamente eficiente integrado con salida fija (FO) o regulable (DALI-TD, Casambi). **Fuente de alimentación:** 230V 50Hz.



# Night & Day

Changes by turning

## Sometimes a twist in direction is all you need

Night & Day is designed for spaces where one line isn't what you need. By joining two functionalities (direct & indirect) in a new way, you will get a flexible product that changes by turning.

It brings a distinctive look and once installed is never the same. It can be used as a single luminaire or in composition, allowing new possibilities of applications.

## Manchmal ist ein Richtungswechsel alles, was man braucht

Night & Day ist für Räume konzipiert, wo eine Linie nicht das ist, was man braucht. Indem man zwei Funktionen (direkt & indirekt) auf neue Weise zusammenfügt, erhält man ein flexibles Produkt, das sich durch Drehen verändert.

Die Leuchte kommt mit einem unverwechselbaren Look und sobald sie installiert ist, ist es nie mehr so wie vorher. Sie kann als einzelne Leuchte oder in einer Zusammensetzung verwendet werden, was neue Möglichkeiten von Anwendungen zulässt.

## A veces, un giro es todo lo que necesita

Night & Day está diseñada para esos espacios en los que la línea no es lo que necesita. Gracias a la novedosa combinación de las dos funcionalidades (directa e indirecta), obtendrá un producto flexible que cambia con un giro.


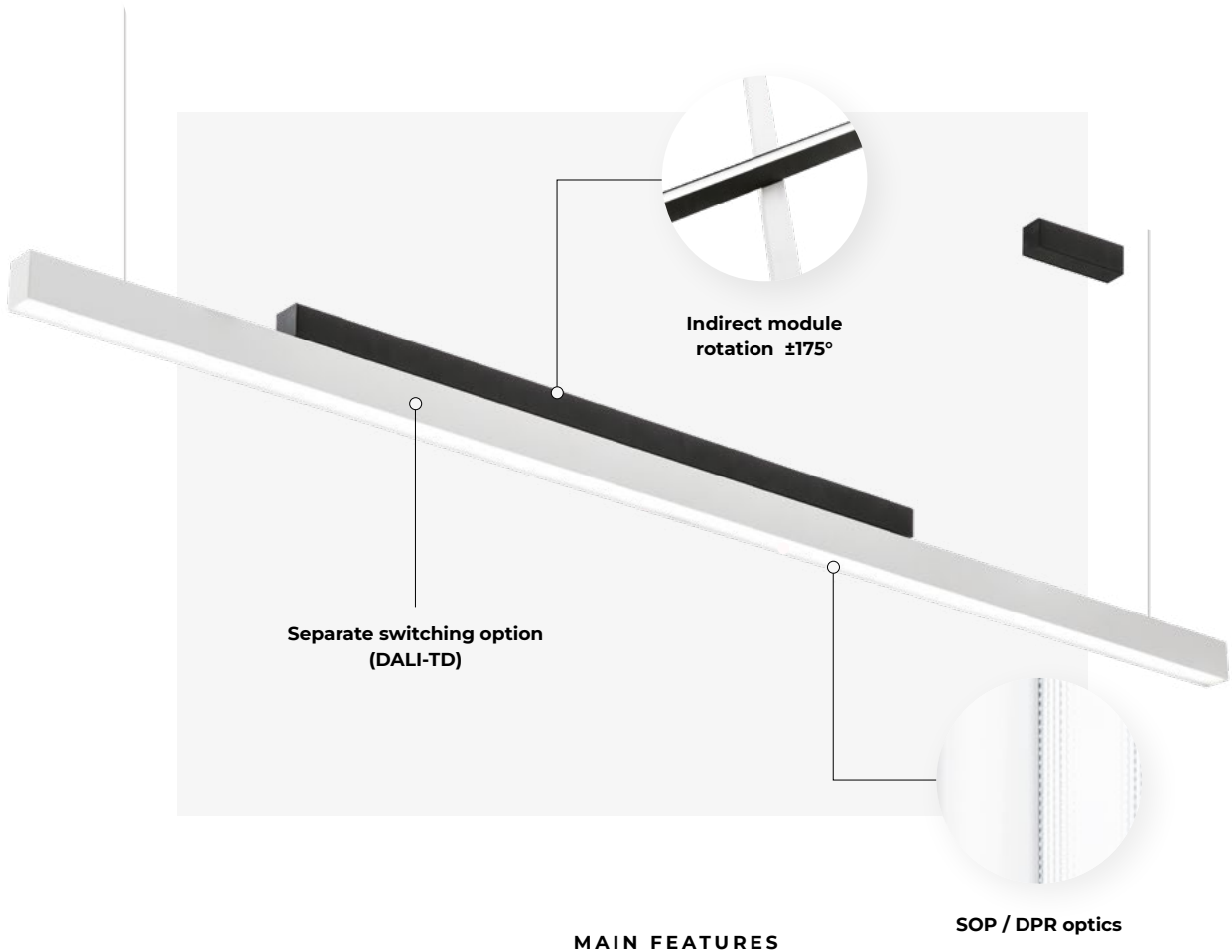
Aporta un toque distintivo y una vez instalado nunca será igual. Puede usarse como luminaria individual o en composición, lo que le ofrece nuevas posibilidades de aplicación.












## Changes by turning

Joining two functionalities (direct and indirect) in a composition that changes by turning.

## A distinctive look

Designed for spaces where one line isn't what you need. When installed, it's never the same, giving your room uniqueness.



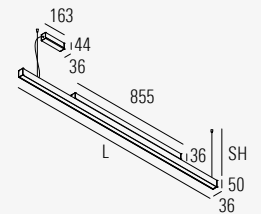


# Night & Day

## Technical Overview




FAMILY MEMBER



TECH. SPECS

LUMINAIRE LUMINOUS FLUX	LED COLOUR		LENGTH (L)
2400 - 9100 lm	827, 830, 835, 840, 930, 940, Tunable White 2700-6500 K		1685 - 2525 mm
LIGHT DISTRIBUTION	OPTICS	DRIVER	SUSPENSION HEIGHT (SH)
Direct / Indirect	DPR, SOP	Casambi, DALI, FO, TD	1500, 3000, 5000 mm

COLOURS




GR0 CASAMBI



**Light source:** High-flux PCB LED modules, mid-power SMD LED, CRI>80/90, MacAdam≤2, 50.000h L90 B10 at 35°C. **Optic:** Satin opal diffuser (SOP) or soft-light prismatic optics (DPR) from polycarbonate for direct light. Satin opal polycarbonate diffuser (SOP) for indirect light. **Body:** Extruded aluminium profile, powder coated. **Control gear:** Integrated highly-efficient driver with fixed output (FO-DS) or dimmable (DALI-DS, TD, Casambi) - separate switching. **Power supply:** 230V 50Hz.

**Lichtsystem:** High-flux PCB LED modules, mid-power SMD LED, CRI>80/90, MacAdam≤2, 50.000h L90 B10 bei 35°C. **Optisches System:** Opal satiniertes Diffusor (SOP) oder Diamantprismenabdeckung (DPR) aus Polycarbonat für Direktlicht. Opal satiniertes Polycarbonatdiffusor (SOP) für Indirektlicht. **Leuchtenkörper:** Profil aus extrudiertem Aluminium, pulverbeschichtet. **Elektrische Ausführung:** Integrierter hocheffizienter Treiber mit Fix-Output (FO-DS) oder DALI-DS-dimmbar (DALI-DS, TD, Casambi) - nur getrennt schaltbar. **Netzspannung:** 230V 50Hz.

**Fuente de luz:** Módulos led PCB de alta intensidad, SMD led de potencia media, CRI>80/90, MacAdam≤2, 50 000 h L90 B10 a 35°C. **Óptica:** Difusor de ópalo satinado (SOP) u óptica de prismático con iluminación suave (DPR) de polycarbonato para una iluminación directa. Difusor de polycarbonato de ópalo satinado (SOP) para iluminación indirecta. **Cuerpo:** Perfil de aluminio extruido, recubierto con pintura en polvo. **Equipo:** Driver de alta eficiencia integrado no regulable (FO-DS) o regulable (DALI-DS, TD, Casambi) - sólo encendido separado. **Fuente de alimentación:** 230V 50Hz.



# Mocca

Be bold or italic. Never regular.

## 3 reasons to be happy

Mocca goes beyond black and white, presenting a simple design and a colour accent that underlines everything Mocca stands for. It's 100% a designer's piece that can easily provide high-quality lighting with a combination of direct and indirect illumination, which makes Mocca your next favourite companion.

It's perfect for offices or hotel receptions because of its looks that can be easily incorporated into any interior, and because of its high visual comfort and low glare. Mocca doesn't need a flattering presentation. It's charming enough by itself.

## 3 Gründe, um glücklich zu sein

Mocca ist eine Leuchte, die über Schwarz und Weiß hinausgeht. Cleanes Design und bewußte Farbakzente unterstreichen alles, wofür Mocca steht. Sie ist zu 100% ein Designerstück, das hochwertiges Licht aus einer Kombination von direkter und indirekter Beleuchtung liefert. Das macht Mocca zu Eurem nächsten Favoriten.

Aufgrund ihres Looks, der sich leicht in alle Innenräume integrieren lässt, und aufgrund ihres hohen visuellen Komforts und ihrer geringen Blendung, ist die Leuchte perfekt für Büros oder Hotelrezeptionen. Die Mocca braucht keine aufwändige Präsentation, sie spricht für sich selbst.

## 3 motivos para ser feliz

Mocca es una luminaria que va más allá del blanco y negro. Cuenta con un diseño sencillo y énfasis de color que destaca todo lo que representa Mocca. Es una pieza totalmente de diseño que ofrece con facilidad una iluminación de alta calidad combinando la iluminación directa e indirecta, lo que hace de Mocca tu siguiente complemento perfecto.

Perfecta para oficinas o recepciones de hoteles: gracias a su aspecto puedes colocarla en cualquier interior, además de por su gran confort visual y bajo deslumbramiento. Mocca no necesita una presentación a lo grande. Ella sola es encantadora.














## MAIN FEATURES




### Indirect<sup>2</sup>

For all those indirect light lovers, this is the product for you. Create a softer light environment or combine direct and indirect illumination.

### Different point of view, different look

It's like having two different luminaires. You can choose among three colour combinations where the sequence of colours is predefined.



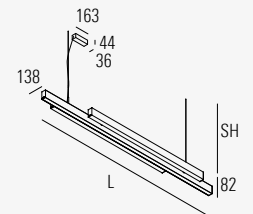


# Mocca

## Technical Overview




FAMILY MEMBER



TECH. SPECS

LUMINAIRE LUMINOUS FLUX	LIGHT DISTRIBUTION	OPTICS	LENGTH (L)
5500 - 8900 lm	Direct / Indirect	DPR, SOP	1695 - 1975 mm
LED COLOUR	DRIVER	SUSPENSION HEIGHT (SH)	
827, 830, 835, 840, 930, 940, Tunable white 2700-6500 K	Casambi, DALI, FO, TD	1500, 3000, 5000 mm	

COLOURS



GR0 CASAMBI



**Light source:** High-flux PCB LED modules, mid-power SMD LED, CRI>80/90, MacAdam≤2, 50.000h L90 B10 at 35°C. **Optic:** Satin opal diffuser (SOP) or soft-light prismatic optics (DPR) from polycarbonate for direct light. Satin opal polycarbonate diffuser (SOP) for indirect light. **Body:** Extruded aluminium profile, powder coated. **Control gear:** Integrated highly-efficient driver with fixed output (FO-DS) or dimmable (DALI-DS, TD, Casambi) - separate switching. **Power supply:** 230V 50Hz.

**Lichtsystem:** High-flux PCB LED modules, mid-power SMD LED, CRI>80/90, MacAdam≤2, 50.000h L90 B10 bei 35°C. **Optisches System:** Opal satiniertes Diffusor (SOP) oder Diamantprismenabdeckung (DPR) aus Polycarbonat für Direktlicht. Opal satiniertes Polycarbonatdiffusor (SOP) für Indirektlicht. **Leuchtenkörper:** Profil aus extrudiertem Aluminium, pulverbeschichtet. **Elektrische Ausführung:** Integrierter hocheffizienter Treiber mit Fix-Output (FO-DS) oder DALI-DS-dimmbar (DALI-DS, TD, Casambi) - nur getrennt schaltbar. **Netzspannung:** 230V 50Hz.

**Fuente de luz:** Módulos led PCB de alta intensidad, SMD led de potencia media, CRI>80/90, MacAdam≤2, 50 000 h L90 B10 a 35°C. **Óptica:** Difusor de ópalo satinado (SOP) u óptica de prismático con iluminación suave (DPR) de polycarbonato para una iluminación directa. Difusor de polycarbonato de ópalo satinado (SOP) para iluminación indirecta. **Cuerpo:** Perfil de aluminio extruido, recubierto con pintura en polvo. **Equipo:** Driver de alta eficiencia integrado no regulable (FO-DS) o regulable (DALI-DS, TD, Casambi) - sólo encendido separado. **Fuente de alimentación:** 230V 50Hz.



# Camay

Timeless elegance

## Some want it glassy and classy

The inspiration behind the Camay range was to create a glass element to match with modern architecture, following the latest interior design trends.

With its timeless elegant form and detail, Camay is always a perfect choice in offices, shops, hotels or residential areas.

## Einige mögen es aus Glas und klassisch

Die Inspiration hinter der Camay-Produktreihe war, ein Glaselement zu erschaffen, das zur modernen Architektur passt und die neuesten Designtrends im Bereich der Innenausstattung erfüllt.

Mit ihrer zeitlosen eleganten Form und Details, ist Camay immer die perfekte Wahl für Büros, Geschäfte, Hotels oder Wohnbereiche.

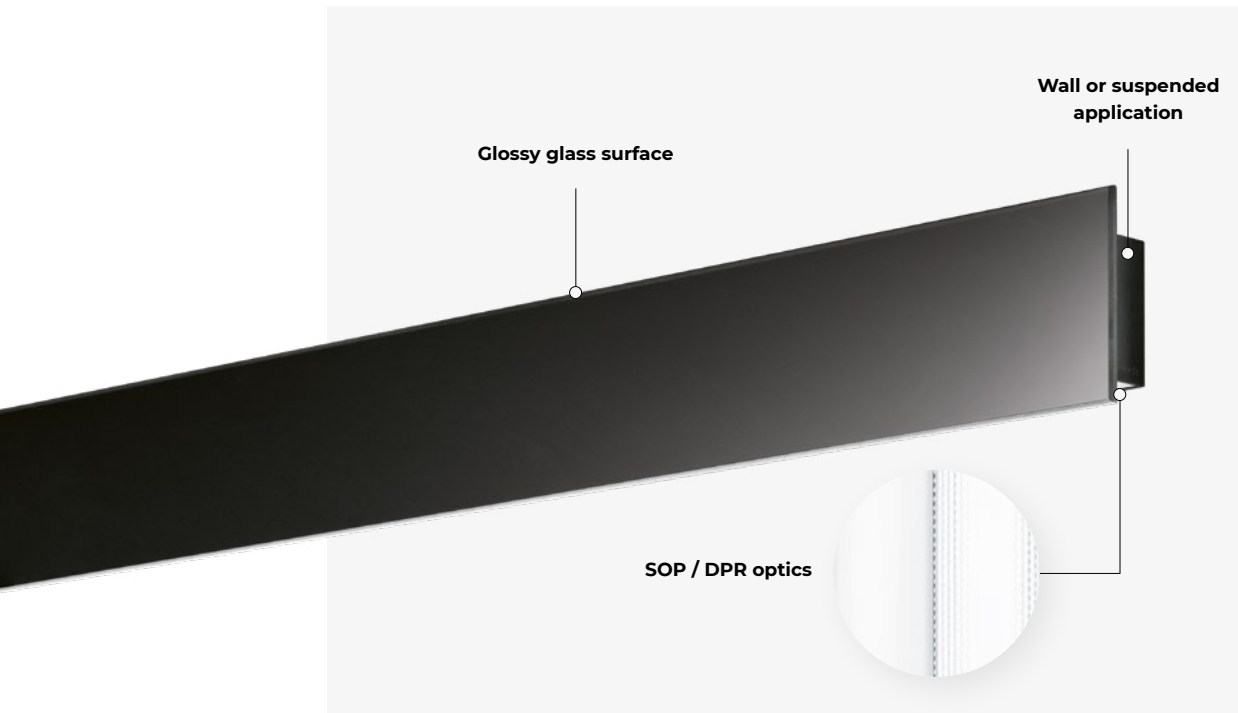
## Para el que quiere cristal y elegancia

La inspiración del modelo Camay surgió de la creación de un elemento de cristal que combine con la arquitectura moderna y en consonancia con las últimas tendencias en diseño de interiores.

Gracias a ese toque eterno, a su forma y elegantes detalles, Camay es la elección perfecta para oficinas, tiendas, hoteles o espacios residenciales.







#### MAIN FEATURES



### **Glassy and classy**

Bringing a timeless note, elegance and a glossy finish to match modern architecture.

### **Direct / Indirect**

Combine indirect and direct lighting to create spaciousness in offices and conference rooms.



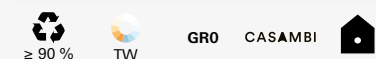
# Camay

## Technical Overview



	<b>S</b> Suspended Direct	<b>SDI</b> Suspended Direct / Indirect	<b>W</b> Wall Direct	<b>WDI</b> Wall Direct / Indirect
<b>Luminaire luminous flux</b>	790 - 4700 lm	1350 - 8400 lm	790 - 4300 lm	1600 - 8800 lm
<b>Light distribution</b>	Direct	Direct / Indirect	Direct	Direct / Indirect
<b>DLOR/ULOR*</b>	-	55 / 45 %	-	50 / 50 %
<b>Optics</b>	DPR, SOP	DPR, SOP	SOP	SOP
<b>Led colour</b>	827, 830, 835, 840, 930, 940	827, 830, 835, 840, 930, 940	827, 830, 835, 840, 930, 940	827, 830, 835, 840, 930, 940
<b>Dynamic illumination</b>	Tunable white 2700 - 6500 K	Tunable white 2700 - 6500 K	Tunable white 2700 - 6500 K	Tunable white 2700 - 6500 K
<b>Driver</b>	Casambi, DALI, FO, TD	Casambi, DALI, FO, TD	Casambi, DALI, FO, TD	Casambi, DALI, FO, TD
<b>Colour</b>	<b>1</b> <b>2</b>	<b>1</b> <b>2</b>	<b>1</b> <b>2</b>	<b>1</b> <b>2</b>
<b>Dimensions</b>	L (mm): 885 - 1725 SH (mm): 1500, 3000, 5000	L (mm): 885 - 1725 SH (mm): 1500, 3000, 5000	L (mm): 885 - 1725	L (mm): 885 - 1725

\* Data refer to model L1445mm, 840 medium output, SOP diffuser



**Light source:** High-flux PCB LED modules, mid-power SMD LED, CRI>80/90, MacAdam≤2, 50.000h L90 B10 at 35°C. **Optic:** Satin opal diffuser (SOP) or soft-light prismatic optics (DPR) from polycarbonate for direct light. Satin opal polycarbonate diffuser (SOP) for indirect light. **Body:** Extruded aluminium profile with decorative glass side plate, powder coated. **Control gear:** Integrated highly-efficient driver with fixed output (FO) or dimmable (DALI-TD, Casambi). Optional separate switching for direct / indirect versions. **Power supply:** 230V 50Hz.

**Lichtsystem:** High-flux PCB LED modules, mid-power SMD LED, CRI>80/90, MacAdam≤2, 50.000h L90 B10 bei 35°C. **Optisches System:** Opal satiniertes Diffusor (SOP) oder Diamantprismenabdeckung (DPR) aus Polycarbonat für Direktlicht. Opal satiniertes Polycarbonatdiffusor (SOP) für Indirektlicht. **Leuchtenkörper:** Profil aus extrudiertem Aluminium mit dekorativen Glas an den Seiten, pulverbeschichtet. **Elektrische Ausführung:** Integrierter hocheffizienter Treiber mit Fix-Output (FO) oder dimmbar (DALI-TD, Casambi). Optional getrennte Schaltung für direkte/indirekte Versionen. **Netzspannung:** 230V 50Hz.

**Fuente de luz:** Módulos led PCB de alta intensidad, SMD led de potencia media, CRI>80/90, MacAdam≤2, 50 000 h L90 B10 a 35°C. **Óptica:** Difusor de ópalo satinado (SOP) u óptica de prismático con iluminación suave (DPR) de polycarbonato para una iluminación directa. Difusor de polycarbonato de ópalo satinado (SOP) para iluminación indirecta. **Cuerpo:** Estructura de perfil de aluminio en aluminio extruido, planchas laterales de cristal decorativo. **Equipo:** Driver altamente eficiente integrado con salida fija (FO) o regulable (DALI-TD, Casambi). Conmutación separada opcional para las versiones directa/indirecta. **Fuente de alimentación:** 230V 50Hz.



# Kalis

Absolutely universal

## Like a little black dress, for any occasion

Kalis family range is so universal and flexible, that even with repetition of the same product, individuality and originality can be achieved on projects.

The basic shape, which allows the creation of infinite patterns, the ability to match and its carefully designed details give Kalis the potential to become one of your favourites.

## Wie das kleine Schwarze für jede Gelegenheit

Die Kalis-Familienreihe ist so universell und flexibel, dass selbst bei einer Wiederholung desselben Produkts eine Individualität und Originalität bei Projekten erreicht werden kann.

Die Grundform, welche eine Kreation von unendlichen Mustern ermöglicht, die Fähigkeit sich anzupassen und ihre sorgfältig ausgearbeiteten Details, geben Kalis das Potential, einer Ihrer Favoriten zu werden.

## Como un vestido negro, ideal para cualquier ocasión


La gama Kalis es tan universal y flexible que incluso repitiendo el mismo producto podrá lograr la individualidad y la originalidad en sus proyectos.

Su forma básica, que permite crear patrones infinitos, la facilidad de combinación y los detalles diseñados con esmero hacen que Kalis tenga todo lo necesario para convertirse en uno de sus favoritos.






























**Pristop**, Ljubljana, Slovenia / Architecture: Kosi in partnerji / Lighting design: Svetlarna / Photography: Miran Kambič  
**Unilever**, Cairo, Egypt / Architecture: Echelle Architects / Lighting design: Al Tawakol NTT / Photography: Nour El Refai















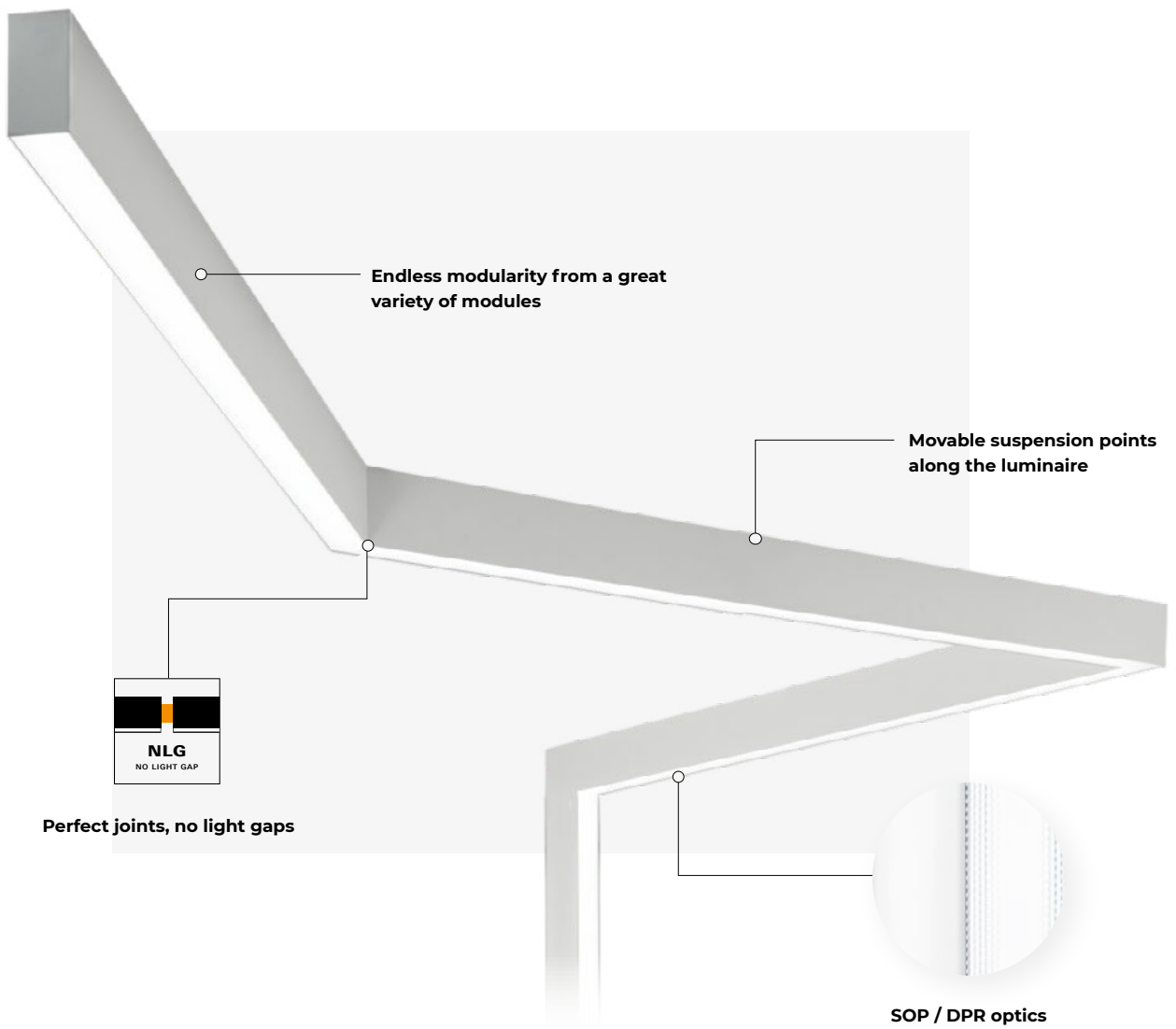












**MODULE TYPES**



**Single**  
565 - 3085 mm\*




**Line**  
842 - 3082 mm\*




**Horizontal corner 90° / 135°**  
585, 865 / 571, 851 mm\*



**Vertical corner 90°**  
627, 907 mm\*




**X - Junction**  
588 x 1122 mm\*




**T - Junction**  
562 x 588 mm\*

\* The lengths refer to the C/S 65 version.





#### MAIN FEATURES



### General or task illumination?

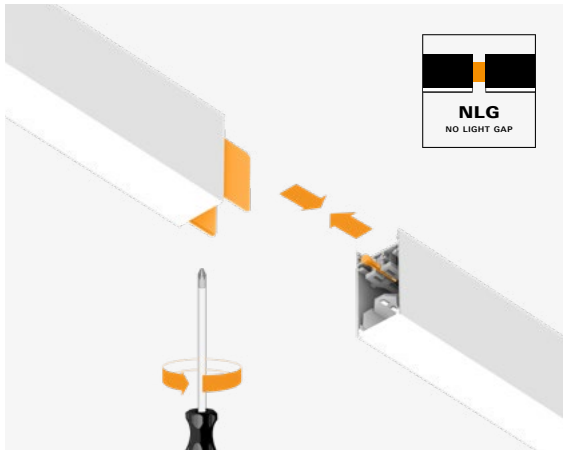
Use satin opal polycarbonate diffuser (SOP) for general illumination or soft-light prismatic optics (DPR) for task illumination.

### Kalis with spot

When you want to combine general and spot illumination, use Kalis with a spot (to be ordered separately).

Find out more in Atos family on p. 345.



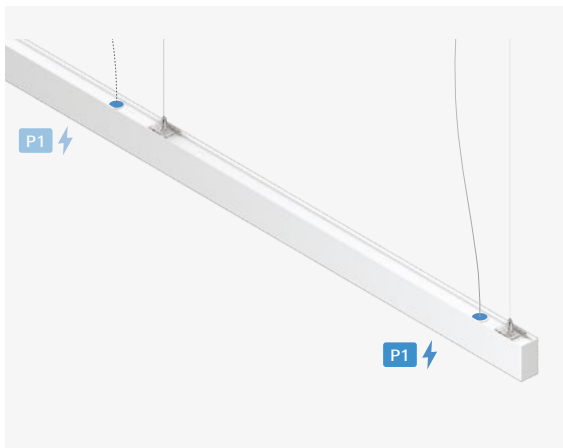



## Perfect joints, no light gaps

With an innovative twist and lock side shade, the assembly between two modules is now quick and easy, and the profiles are strongly connected with no risk of bending. The light has absolutely no possibilities to escape.

## Movable suspension points

The suspension can be moved along the luminaire to ensure optimal mounting on your ceiling. Only one suspension per joint is needed instead of two. In case of indirect illumination movement is limited.



## Multiple power-in position

Power feed cables can be used on each luminaire in the system. You can choose the power-in position that suits you best. If necessary, one extensive system can be reconfigured into smaller ones with individual power-in points.

## Easy and fast construction with Intra Constructor PRO

Design Kalis in Intra Constructor PRO quickly, easily and without errors. The tool offers maximum flexibility, so while constructing you can easily change, add, remove or adjust modules and features.



# Kalis




## Technical Overview

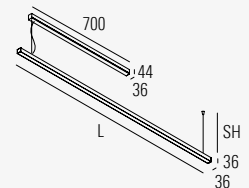
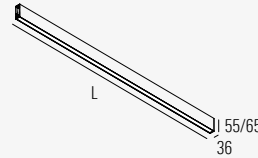
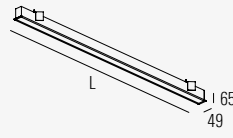
### KALIS 55



### KALIS 65



	<b>RI</b> Recessed trim-less	<b>RV</b> Recessed visible trim	<b>C/S</b> Ceiling / Suspended	<b>S 36</b> Suspended
<b>Luminaire luminous flux/m</b>	980 - 2850 lm/m	980 - 2850 lm/m	980 - 2850 lm/m	1100 - 2900 lm/m
<b>Light distribution</b>	Direct	Direct	Direct	Direct
<b>DLOR/ULOR*</b>	-	-	-	-
<b>Optics</b>	DPR, SOP	DPR, SOP	DPR, SOP	DPR, SOP
<b>Led colour</b>	827, 830, 835, 840, 930, 940	827, 830, 835, 840, 930, 940	827, 830, 835, 840, 930, 940	827, 830, 835, 840, 930, 940
<b>Dynamic illumination</b>	Tunable white 2700 - 6500K	Tunable white 2700 - 6500K	Tunable white 2700 - 6500K	-
<b>Driver</b>	Casambi, DALI, FO	Casambi, DALI, FO	Casambi, DALI, FO	DALI, FO
<b>Emergency kit</b>	EM 1h / 3h	EM 1h / 3h	EM 1h / 3h	-
<b>IP protection</b>	IP20/IP44** (Line: IP20/IP43**)	IP20/IP44** (Line: IP20/IP43**)	IP44/IP20*** (Line: IP20)	IP20
<b>Colour</b>	<b>1</b>	<b>1 2</b>	See the colour options below	See the colour options below
<b>Dimensions</b>	L (mm): 565 - 3085	L (mm): 575 - 3095	L (mm): 565 - 3085	L (mm): 1125 - 1965 SH (mm): 1500, 3000, 5000




\* Data refer to model L1405mm, 840 medium output, SOP diffuser. \*\* IP value from the exposed side. \*\*\* IP value for suspended mounting.




**Light source:** High-flux PCB LED modules, mid-power SMD LED, CRI>80/90, MacAdam≤2, 50.000h L80 B10 at 35°C. **Optic:** Satin opal diffuser (SOP) or soft-light prismatic optics (DPR) from polycarbonate for direct light. Satin opal polycarbonate diffuser (SOP) for indirect light. **Body:** Extruded aluminium profile, powder coated. **Ceiling cup:** For suspended versions, the ceiling cup and suspension set must be ordered separately (except Kalis 36). Find out more on the technical pages or online product configurator. **Control gear:** Integrated highly-efficient driver with fixed output (FO) or dimmable (DALI-TD, Casambi). Optional separate switching for direct / indirect versions. **Emergency:** Emergency kit version with autonomy 1h or 3h. **Power supply:** 230V 50Hz.

**Lichtsystem:** High-flux PCB LED Module, mid-power SMD LED, CRI>80, MacAdam≤2, 50.000h L80 B10 bei 35°C. **Optisches System:** Opal satiniertes Diffusor (SOP) oder Diamantprismenabdeckung (DPR) aus Polycarbonat für Direktlicht. Opal satiniertes Polycarbonatdiffusor (SOP) für Indirektlicht. **Leuchtenkörper:** Profil aus extrudiertem Aluminium, pulverbeschichtet. **Deckenbaldachin:** Im Fall von hängenden Versionen, müssen die Deckenhalterung und das Aufhängungsset separat bestellt werden (mit Ausnahme der Kalis 36). Erfahren Sie mehr dazu auf den technischen SLOs/SLO-Seiten oder online im Produktkonfigurator. **Elektrische Ausführung:** Integrierter hocheffizienter Treiber mit Fix-Output (FO) oder dimmbar (DALI-TD, Casambi). Optional getrennte Schaltung für direkte/indirekte Versionen. **Notlicht:** Notlichtbaustein mit 1h oder 3h Batterie. **Netzspannung:** 230V 50Hz.







Single



Single



Single  
Line



Single

**SDI**  
Suspended Direct / Indirect



**T**  
Track

**W**  
Wall direct

**WDI**  
Wall Direct / Indirect



1650 - 5300 lm/m

1150 - 2850 lm/m

1000 lm/m

2000 lm/m

Direct / Indirect

Direct

Direct

Direct / Indirect

52 / 48 %

-

-

49 / 51 %

DPR, SOP

DPR, SOP

SOP

SOP

827, 830, 835, 840, 930, 940

827, 830, 835, 840, 930, 940

827, 830, 835, 840, 930, 940

827, 830, 835, 840, 930, 940

Tunable white 2700 - 6500K

Tunable white 2700 - 6500K

Tunable white 2700 - 6500K

Tunable white 2700 - 6500K

Casambi, DALI, FO, TD

Casambi, DALI, FO

Casambi, DALI, FO, TD

Casambi, DALI, FO, TD

EM 1h / 3h (Line)

-

-

-

IP20

IP20

IP44

IP40

See the colour options below



See the colour options below

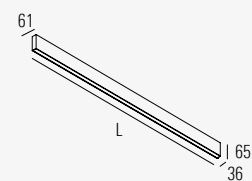
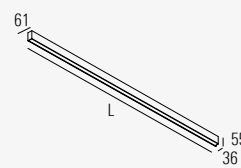
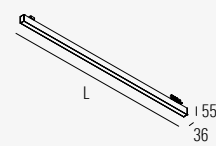
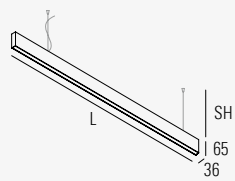
See the colour options below

L (mm): 845 - 3085  
SH (mm): 1500, 3000, 5000

L (mm): 565 - 1965

L (mm): 565 - 3085

L (mm): 845 - 3085



Standard: 1 2 3 6 9

Special colours:

**Fuente de luz:** Módulos PCB LED mid-power SMD LED, CRI>80, MacAdam≤3, 50.000h L80 B10 a 35°C. **Óptica:** Difusor de ópalo satinado (SOP) u óptica de prismático con iluminación suave (DPR) de policarbonato para una iluminación directa. Difusor de policarbonato de ópalo satinado (SOP) para iluminación indirecta.

**Cuerpo:** Perfil de aluminio extruido, recubierto con pintura en polvo. **Florón:** Para las versiones suspendidas, el florón y el juego de suspensión deben pedirse por separado (excepto Kalis 36). Encontrará más información en las páginas técnicas o en el configurador de productos en línea. **Equipo:** Driver altamente eficiente integrado con salida fija (FO) o regulable (DALI-TD, Casambi). Conmutación separada opcional para las versiones directa/indirecta. **Emergencia:** Versiones con kit de emergencia con autonomía de 1 ó 3 horas. **Fuente de alimentación:** 230V 50Hz.



BY CHICAGO ATHENAEUM



# Random

Not random at all

## You're going to love your second ceiling

Random is created to enhance the look of modern open ceilings, turning them into something dynamic! And it all starts with using straight lines and bringing them together into a composition that works best in open spaces that need a secondary ceiling.

This luminaire is a perfect fit for retail, modern offices and even hospitality environments, not only because of its distinctive look, but also because of high-quality general illumination that's an absolute must for every highly efficient environment. And when you get to know it, you will definitely agree that creating a secondary ceiling has never been so elegant.

## Ihr werdet Eure zweite Decke lieben

Random wurde konzipiert, um den Look modernerer offener Decken zu verbessern und sie zu etwas Dynamischem zu machen! Die Grundidee von Random ist, gerade Linien zu verwenden und diese in einer Komposition zusammenzuführen, die bei offenen Räumen, die eine Zweitdecke benötigen, am besten funktioniert.

Diese Leuchte passt ideal in den Einzelhandel, in moderne Büros und in Gasträume, nicht nur wegen ihrer unverwechselbaren Optik, sondern auch wegen der hochwertigen allgemeinen Beleuchtung, die ein absolutes Muss für alle hocheffizienten Working Spaces ist. Sobald Ihr diese Leuchte kennengelernt habt, werdet Ihr sehen, dass das Erschaffen einer Zweitdecke noch nie so elegant und kreativ war.

## ¡Vas a adorar el segundo techo

Random se ha creado para mejorar el aspecto de los modernos techos abiertos ¡y convertirlos en algo dinámico! Todo comienza con usar líneas rectas y aunarlas en una composición que funciona mejor en espacios abiertos que necesitan un techo secundario.

Esta luminaria es la solución perfecta para establecimientos minoristas oficinas modernas e incluso para hostelería, no solo por su llamativo aspecto, sino también por la iluminación general de alta calidad. Una necesidad para cualquier entorno muy eficiente. Cuando la conozcas, también pensarás que crear un techo secundario nunca había sido tan elegante.

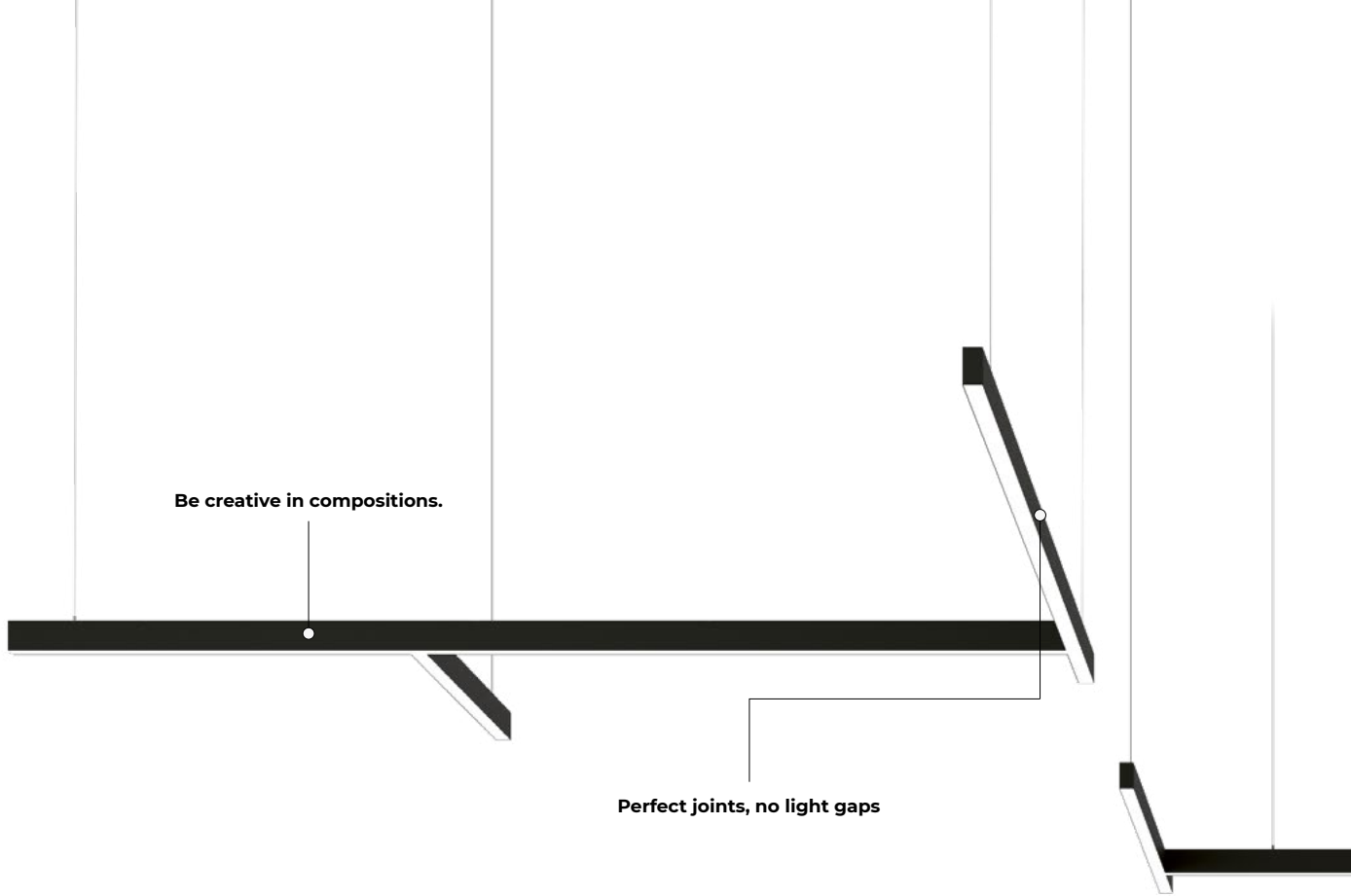













Be creative in compositions.

Perfect joints, no light gaps

#### MAIN FEATURES

### Easy and fast construction with Intra Constructor PRO

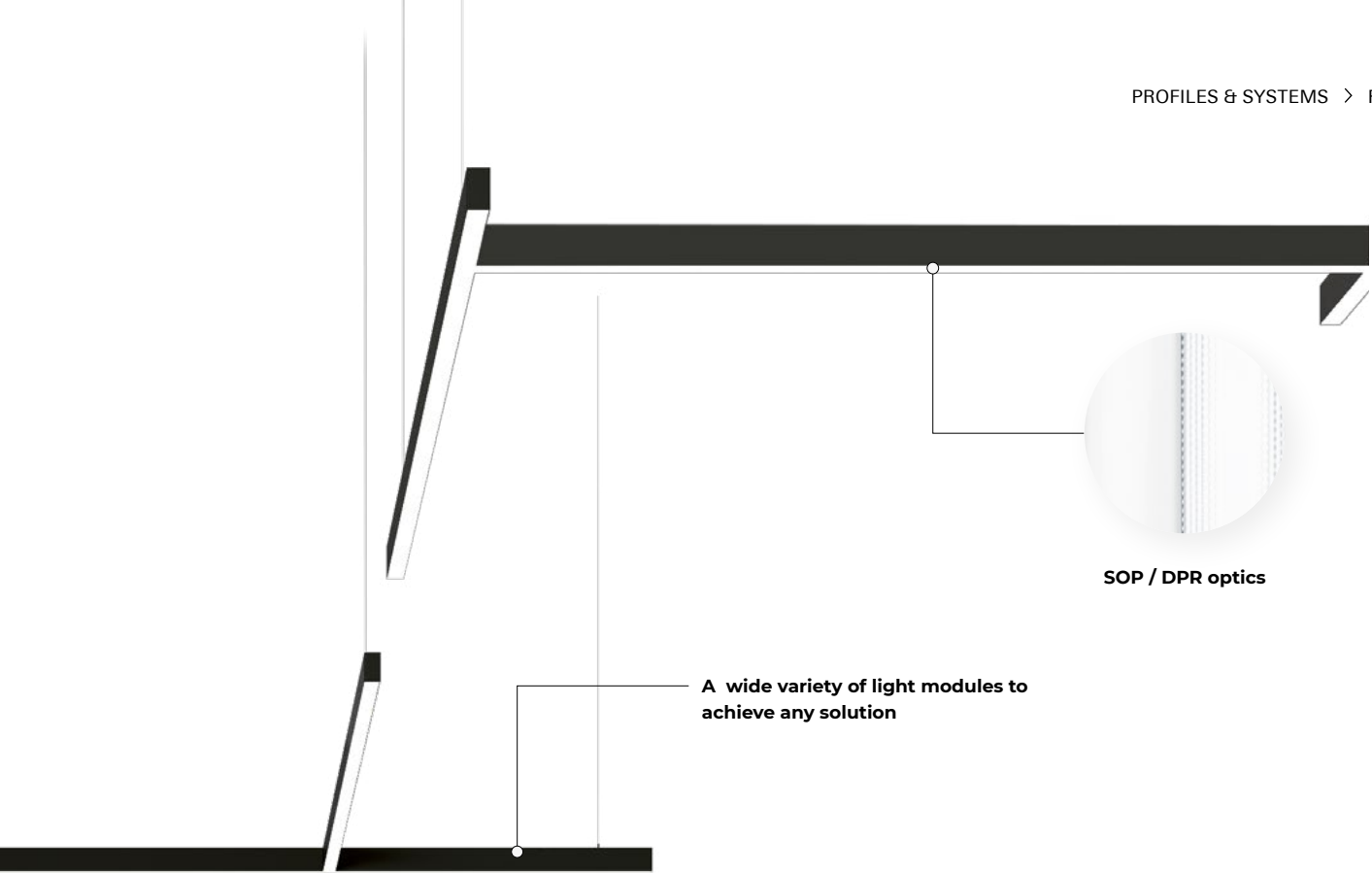
Design Random in Intra Constructor PRO quickly, easily and without errors. The tool offers maximum flexibility, so while constructing you can easily change, add, remove or adjust modules and features.



### Movable suspension points

The suspension can be moved along the luminaire to ensure optimal mounting on your ceiling. Only one suspension per joint is needed instead of two. In case of indirect illumination movement is limited.



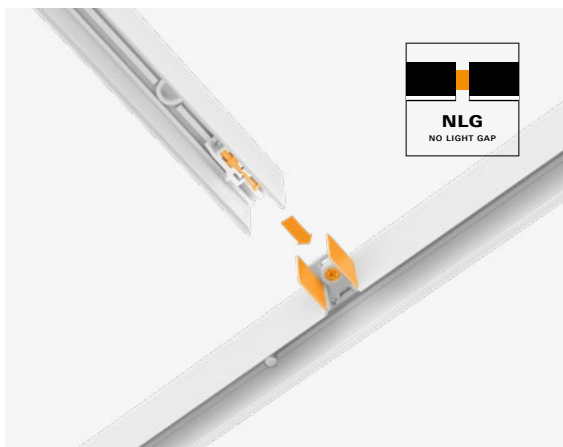
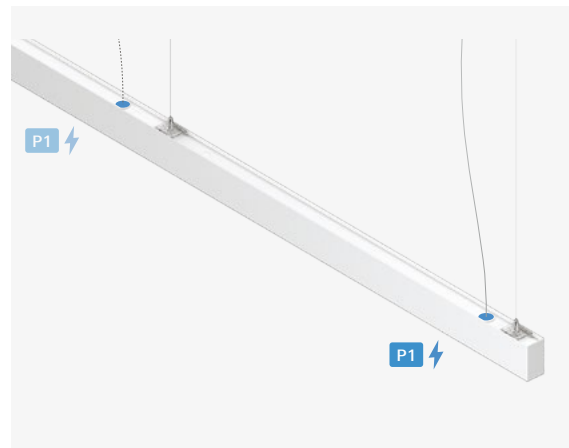


SOP / DPR optics

A wide variety of light modules to achieve any solution

## Multiple power-in position

Power feed cables can be used on each luminaire in the system. You can choose the power-in position that suits you best. If necessary, one extensive system can be reconfigured into smaller ones with individual power-in points.





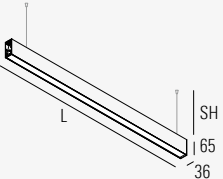
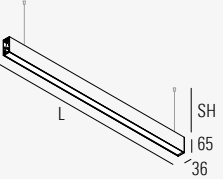
## Perfect joints, no light gaps

With an innovative twist and lock joint element, the assembly between two modules is now quick and easy, and the profiles are strongly connected with no risk of bending. The light has absolutely no possibilities to escape.

# Random

## Technical Overview



	<b>S</b> Suspended Direct	<b>SDI</b> Suspended Direct / Indirect 
<b>Luminaire luminous flux/m</b>	980 - 2000 lm/m	1650 - 3700 lm/m
<b>Light distribution</b>	Direct	Direct / Indirect
<b>DLOR/ULOR*</b>	-	55 / 45 %
<b>Optics</b>	DPR, SOP	DPR, SOP
<b>Led colour</b>	827, 830, 835, 840, 930, 940	827, 830, 835, 840, 930, 940
<b>Dynamic illumination</b>	Tunable white 2700 - 6500K	Tunable white 2700 - 6500K
<b>Driver</b>	DALI, FO	DALI, FO
<b>Colour</b>	<b>1 2</b>	<b>1 2</b>
<b>Dimensions</b>	L (mm): 844 - 2807 SH (mm): 1500, 3000, 5000	L (mm): 844 - 2807 SH (mm): 1500, 3000, 5000
		

\* Data refer to model L1407mm, 840 medium output, SOP diffuser.



GRO

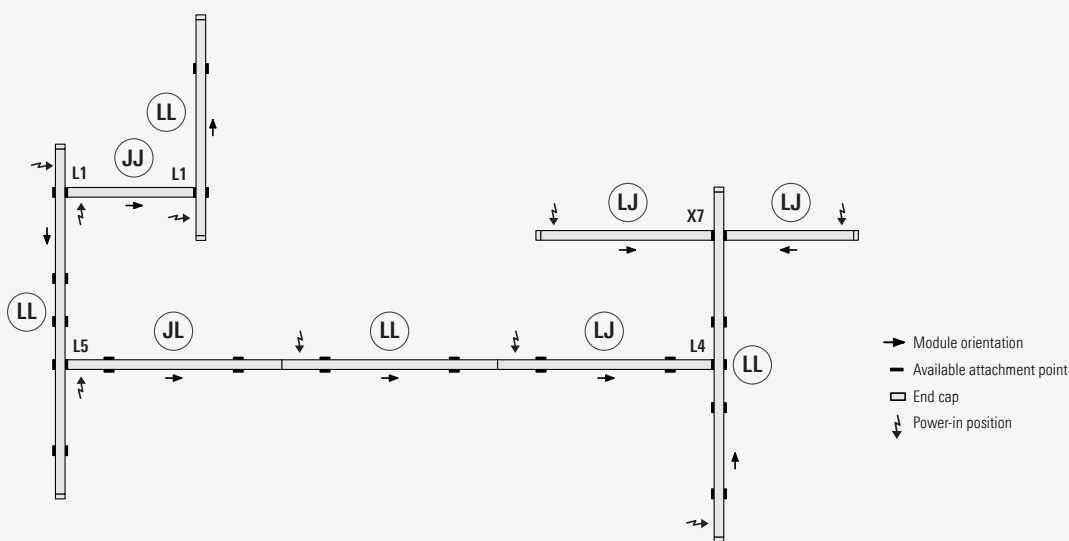


**Light source:** High-flux PCB LED modules, mid-power SMD LED, CRI>80/90, MacAdam≤2, 50.000h L80 B10 at 35°C. **Optic:** Satin opal diffuser (SOP) or soft-light prismatic optics (DPR) from polycarbonate for direct light. Satin opal polycarbonate diffuser (SOP) for indirect light. **Body:** Extruded aluminium profile, powder coated. **Ceiling cup:** For suspended versions, the ceiling cup and suspension set must be ordered separately. Find out more on the technical pages or online product configurator. **Control gear:** Integrated highly-efficient driver with fixed output (FO) or dimmable (DALI-TD, Casambi). Optional separate switching for direct / indirect versions. **Power supply:** 230V 50Hz.

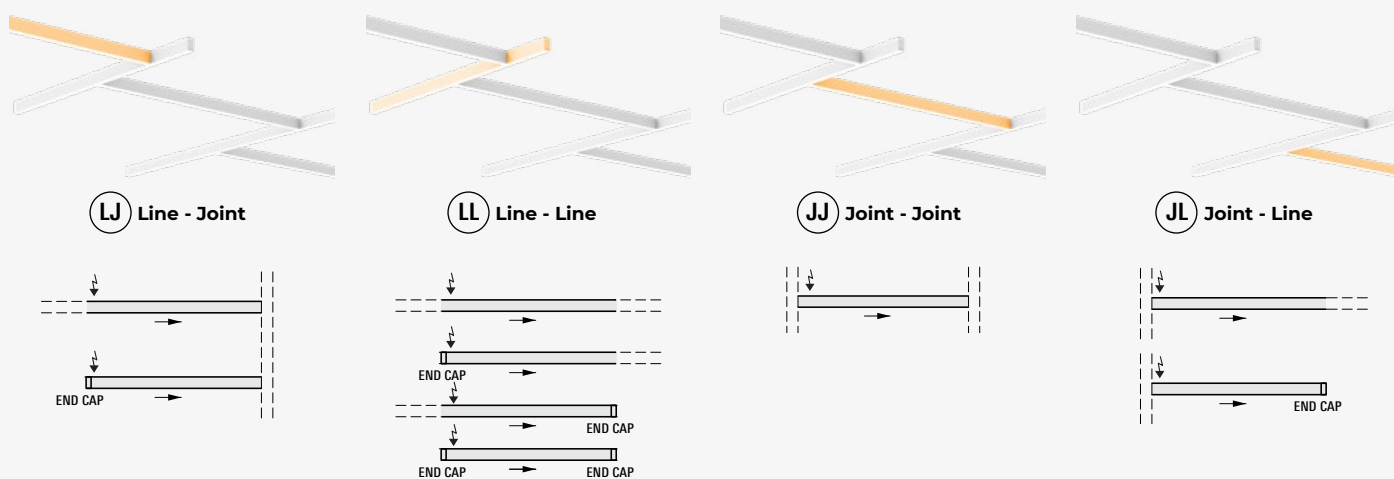
**Lichtsystem:** High-flux PCB LED Module, mid-power SMD LED, CRI>80, MacAdam≤2, 50.000h L80 B10 bei 35°C. **Optisches System:** Opal satiniertes Diffusor (SOP) oder Diamantprismenabdeckung (DPR) aus Polycarbonat für Direktlicht. Opal satiniertes Polycarbonatdiffusor (SOP) für Indirektlicht. **Leuchtenkörper:** Profil aus extrudiertem Aluminium, pulverbeschichtet. **Deckenbaldachin:** Im Fall von hängenden Versionen, müssen die Deckenhalterung und das Aufhängungsset separat bestellt werden. Erfahren Sie mehr dazu auf den technischen Seiten oder online im Produktkonfigurator. **Elektrische Ausführung:** Integrierter hocheffizienter Treiber mit Fix-Output (FO) oder dimmbar (DALI-TD, Casambi). Optional getrennte Schaltung für direkte/indirekte Versionen. **Netzspannung:** 230V 50Hz.

**Fuente de luz:** Módulos PCB LED mid-power SMD LED, CRI>80, MacAdam≤3, 50.000h L80 B10 a 35°C. **Óptica:** Difusor de ópalo satinado (SOP) u óptica de prismático con iluminación suave (DPR) de polycarbonato para una iluminación directa. Difusor de polycarbonato de ópalo satinado (SOP) para iluminación indirecta. **Cuerpo:** Perfil de aluminio extruido, recubierto con pintura en polvo. **Florón:** Para las versiones suspendidas, el florón y el juego de suspensión deben pedirse por separado. Encontrará más información en las páginas técnicas o en el configurador de productos en línea. **Equipo:** Driver altamente eficiente integrado con salida fija (FO) o regulable (DALI-TD, Casambi). Conmutación separada opcional para las versiones directa/indirecta. **Fuente de alimentación:** 230V 50Hz.

## SYSTEM EXAMPLE



## MODULES AND USAGE



## JOINT POSITIONS AND DIMENSIONS

Module length (mm)	Max no. of joints / module *
844	0
1124	0
1404	2
1684	2
2244	3
2804	3


  

Joint position (mm)	282	842	1122	1402	1962	2522
844						
1124						
1404	L1		L4			
1684	L1	L3		L5		
2244	L1	L3	L4	L5	L7	
2804	L1	L3	L5	L7	L9	
	R1	R3	R4	R5	R7	R9

- Available attachment point
- L = Left side joint
- R = Right side joint
- Module orientation

\*Adding modules on the left and on the right side on the same position, counts as one joint per module and it's marked with X+joint position (X4). The joint X is possible 1x/ module.





# Hexagon

Don't be a square

## This will make you look up

With Hexagon S the magic starts with using basic shapes and joining them together into a net-like composition that works best as a secondary ceiling. It's the perfect pick for all those projects that go beyond functionality and seek an element with a distinctive look. And it's not only that ... Hexagon is a luminaire that offers far more! It does not only guarantee high-quality general illumination, but also leaves you all the creativity to make it as big and as bold as you want.

When we created Hexagon, we were thinking about modern open-space offices, retail and even hospitality, and if you're planning on placing Hexagon in one of your spaces, you will be surprised to find out that creating a secondary ceiling has never been so cool.

## Beleuchtung out-of-the-box gedacht

Gestaltet Euer Beleuchtungskonzept linear und frei zugleich: Hexagon S verwendet geometrische Grundformen und setzt sie in einer netzähnliche Komposition nach Euren Wünschen zusammen und wird so zur idealen Zweitdecke. Die Leuchte ist die perfekte Wahl für all die Projekte, die über Funktionalität hinausgehen und einen unverwechselbaren Look benötigen. Darüber hinaus bietet die Hexagon aber noch viel mehr! Sie garantiert nicht nur eine hochwertige, allgemeine Beleuchtung, sondern gewährt Euch die Freiheit, Eure Ideen und Dimensionen so umzusetzen, wie Ihr wollt.

Als wir die Hexagon designt haben, schwebten uns offene Büroräume, moderne Store oder neue Gastro-Konzepte vor. Es war noch nie so einfach und cool, eine Zweitdecke zu gestalten.

## ¡Hará que mires hacia arriba

Con Hexagon S, la magia empieza cuando las formas básicas se juntan en una composición de red que funciona mejor como techo secundario. La elección perfecta para esos proyectos que van más allá de lo funcional y quieren un elemento que les dé un aspecto llamativo. No es solo eso... ¡Hexagon es una luminaria que ofrece mucho más! No solo garantiza una iluminación general de alta calidad, también podrás usar tu creatividad para hacerla tan grande y llamativa como quieras.

Cuando creamos Hexagon, teníamos en mente modernas oficinas, tiendas minoristas y espacios de hostelería con espacios abiertos. Si estás pensando en colocar Hexagon en uno de tus espacios, te sorprenderá saber que crear un techo secundario nunca ha sido tan genial.















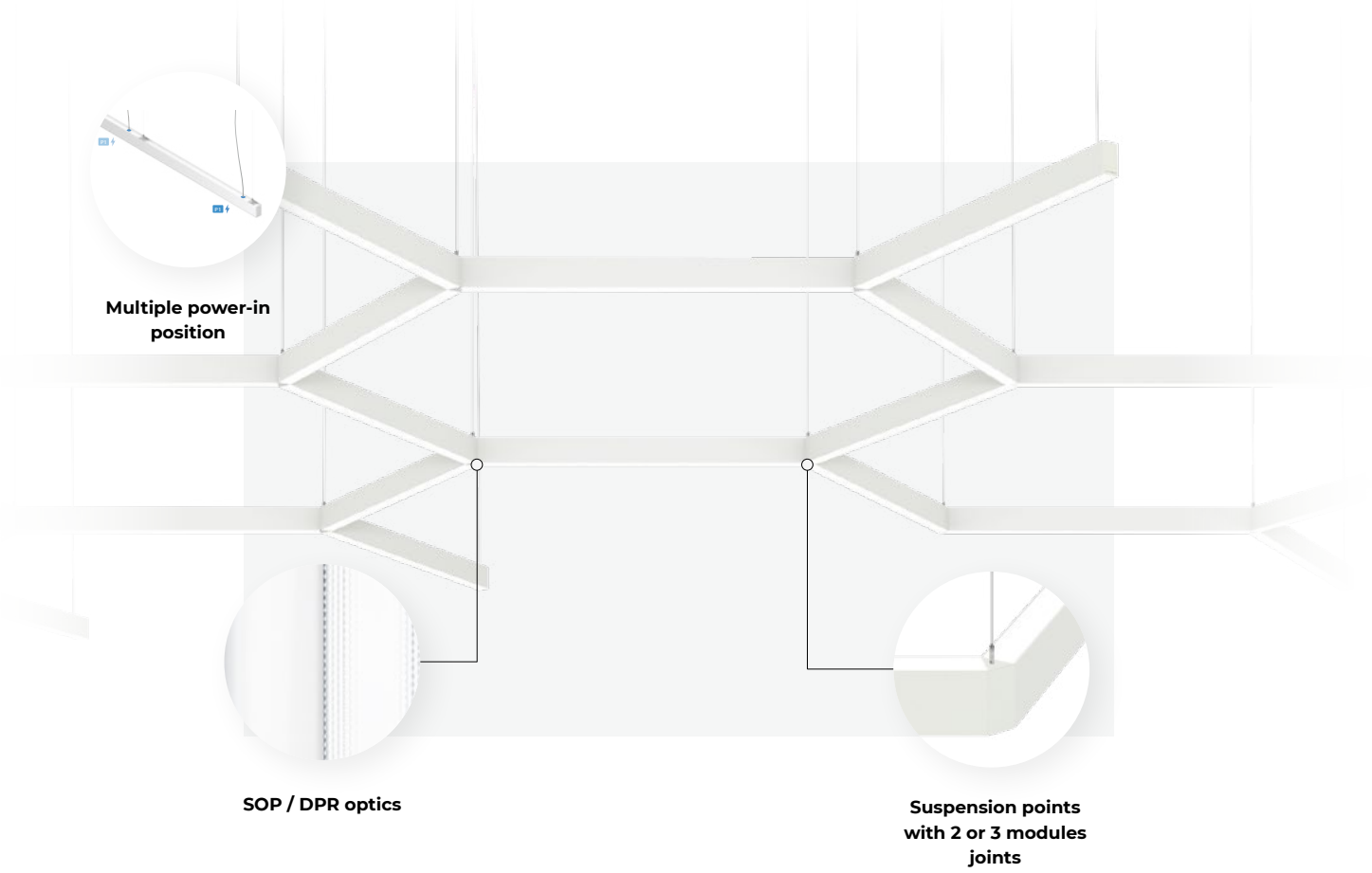
















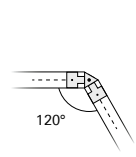
Multiple power-in position

SOP / DPR optics

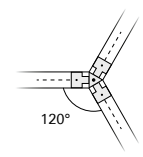
Suspension points with 2 or 3 modules joints

**MODULE DIMENSIONS AND JOINT TYPES**

- 844 (33-1/4") 
- 1124 (44-1/4") 
- 1404 (55-1/4") 
- 1684 (66-1/4") 



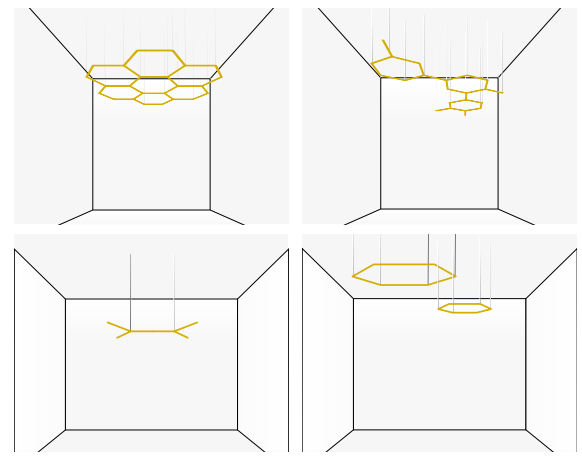
Joint MS 2  
2 modules / joint



Joint MS 3  
3 modules / joint

**Be creative in compositions**



Get inspired and draw your light. Integrate it in to the space and give your visitors a reason to look up. Hexagon offers maximum application possibilities.





# Hexagon

## Technical Overview



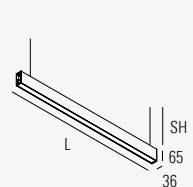
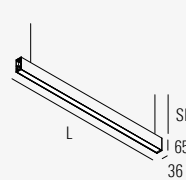
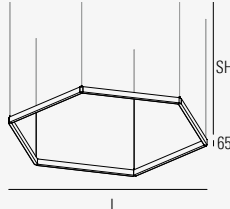
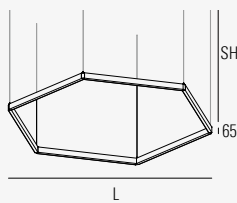
### S Suspended Direct

### SDI Suspended Direct / Indirect

### S MESH Suspended Direct

### SDI MESH Suspended Direct / Indirect

<b>Luminaire luminous flux</b>	3300 - 14300 lm	5000 - 16300 lm	980 - 2800 lm/m	1650 - 5000 lm/m
<b>Light distribution</b>	Direct	Direct / Indirect	Direct	Direct / Indirect
<b>Optics*</b>	DPR, SOP	DPR, SOP	DPR, SOP	DPR, SOP
<b>Led colour</b>	827, 830, 835, 840, 930, 940	827, 830, 835, 840, 930, 940	827, 830, 835, 840, 930, 940	827, 830, 835, 840, 930, 940
<b>Dynamic illumination</b>	Tunable white 2700 - 6500K	Tunable white 2700 - 6500K	Tunable white 2700 - 6500K	Tunable white 2700 - 6500K
<b>Driver</b>	Casambi, DALI, FO	Casambi, DALI, FO, TD	DALI, FO	DALI, FO, TD
<b>Colour</b>	1 2	1 2	1 2	1 2
<b>Dimensions</b>	L (mm): 1199, 1759 SH (mm): 1500, 3000, 5000	L (mm): 1199, 1759 SH (mm): 1500, 3000, 5000	L (mm): 848 - 1688 SH (mm): 1500, 3000, 5000	L (mm): 848 - 1688 SH (mm): 1500, 3000, 5000



≥ 90 %



TW

GR0

CASAMBI



WARRANTY



**Light source:** High-flux PCB LED modules, mid-power SMD LED, CRI>80/90, MacAdam≤2, 50.000h L80 B10 at 35°C. **Optic:** Satin opal diffuser (SOP) or soft-light prismatic optics (DPR) from polycarbonate for direct light. Satin opal polycarbonate diffuser (SOP) for indirect light. **Body:** Extruded aluminium profile, powder coated. **Ceiling cup:** For suspended versions, the ceiling cup and suspension set must be ordered separately. Find out more on the technical pages or online product configurator. **Control gear:** Integrated highly-efficient driver with fixed output (FO) or dimmable (DALI-TD, Casambi). Optional separate switching for direct / indirect versions. **Power supply:** 230V 50Hz.

**Lichtsystem:** High-flux PCB LED Module, mid-power SMD LED, CRI>80, MacAdam≤2, 50.000h L80 B10 bei 35°C. **Optisches System:** Opal satiniertes Diffusor (SOP) oder Diamantprismenabdeckung (DPR) aus Polycarbonat für Direktlicht. Opal satiniertes Polycarbonatdiffusor (SOP) für Indirektlicht. **Leuchtenkörper:** Profil aus extrudiertem Aluminium, pulverbeschichtet. **Deckenbaldachin:** Im Fall von hängenden Versionen, müssen die Deckenhalterung und das Aufhängungsset separat bestellt werden. Erfahren Sie mehr dazu auf den technischen Seiten oder online im Produktkonfigurator. **Elektrische Ausführung:** Integrierter hocheffizienter Treiber mit Fix-Output (FO) oder dimmbar (DALI-TD, Casambi). Optional getrennte Schaltung für direkte/indirekte Versionen. **Netzspannung:** 230V 50Hz.

**Fuente de luz:** Módulos PCB LED mid-power SMD LED, CRI>80, MacAdam≤3, 50.000h L80 B10 a 35°C. **Óptica:** Difusor de ópalo satinado (SOP) u óptica de prismático con iluminación suave (DPR) de polycarbonato para una iluminación directa. Difusor de polycarbonato de ópalo satinado (SOP) para iluminación indirecta. **Cuerpo:** Perfil de aluminio extruido, recubierto con pintura en polvo. **Florón:** Para las versiones suspendidas, el florón y el juego de suspensión deben pedirse por separado. Encontrará más información en las páginas técnicas o en el configurador de productos en línea. **Equipo:** Driver altamente eficiente integrado con salida fija (FO) o regulable (DALI-TD, Casambi). Conmutación separada opcional para las versiones directa/indirecta. **Fuente de alimentación:** 230V 50Hz.



# Rylo Pro

Office first

## Your best office buddy

Whether it is suspended, recessed or floor, Rylo Pro is mostly intended for offices – for single ones, open spaces and conference rooms, offering illumination with no glare, high visual comfort and wellbeing.

The floor version of Rylo Pro is really practical: no installation needed, just plug-in and start. It is easy to move from one workstation to another.

## Ihr bester Freund im Büro

Ob hängend, eingelassen oder stehend, Rylo Pro ist ideal für Büros geeignet – in Einzelbüros, offenen Räumen und Konferenzräumen bietet die Leuchte eine blendfreie Ausleuchtung, einen hohen visuellen Komfort und Wohlbefinden.

Die stehende Version der Rylo Pro ist außerordentlich praktisch: es ist keine Installation notwendig, einfach den Stecker einstecken und los geht's. Die Lampe kann einfach von einem Arbeitsplatz zum nächsten verstellt werden.

## Su mejor compañera en la oficina

Ya sea suspendida, empotrada o de pie, Rylo Pro se concibió especialmente para las oficinas: para despachos, espacios diáfanos y salas de conferencias, con su iluminación sin deslumbramiento y con un alto grado de bienestar y confort visual.

La versión de pie de Rylo Pro es realmente práctica: no requiere instalación y es tan fácil como colocarla y disfrutarla. Se traslada fácilmente de un puesto de trabajo a otro.

















UGR  
<19



#### MAIN FEATURES




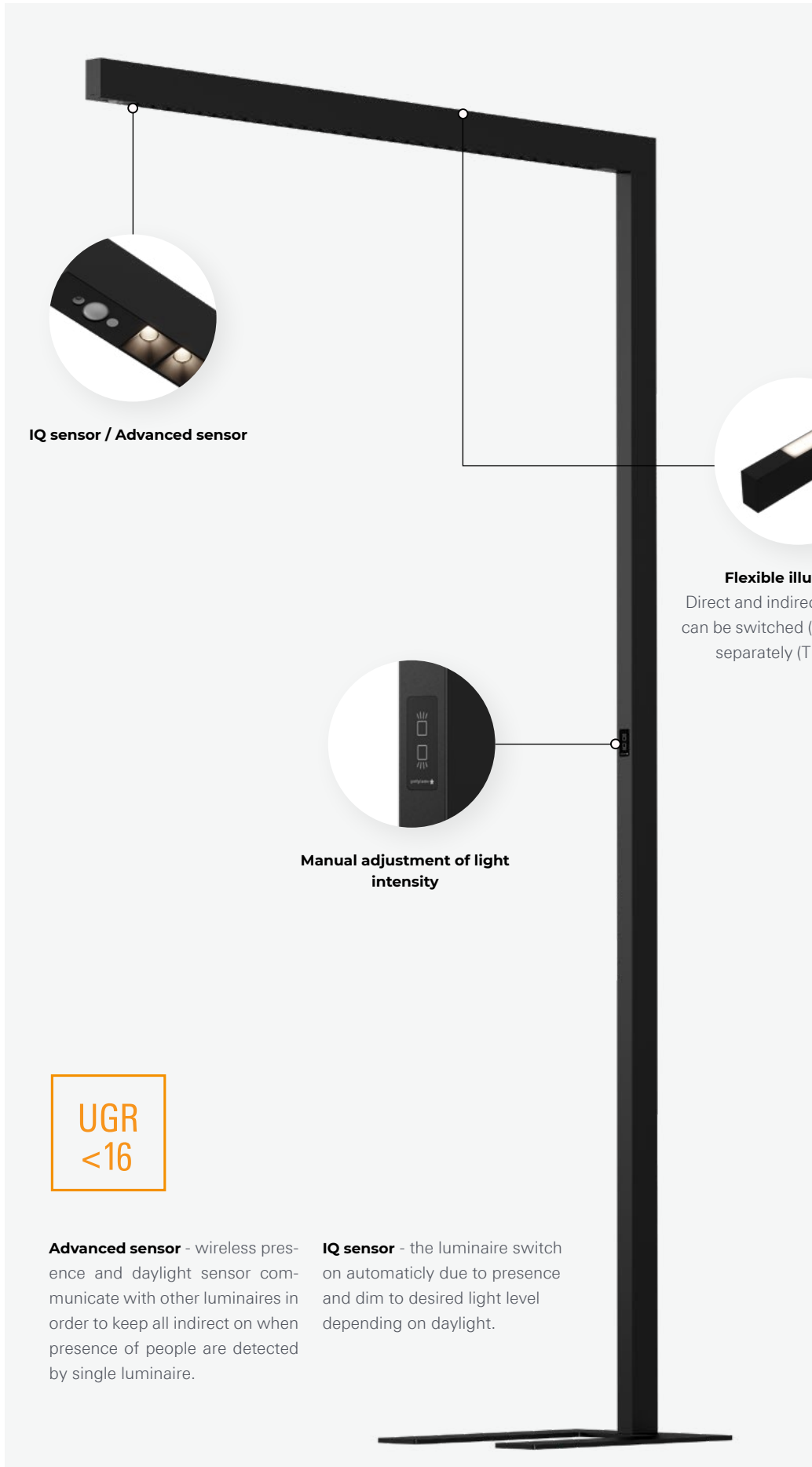
### Wide family range

The family range is wide – from single modules to linear systems, and also T forms for double desks.

### No glare, light comfort

Inappropriate lighting causes headaches and eye trouble. Create a healthier working environment with lighting which affects our well-being, mood and concentration. With indirect illumination you can create a softer light environment.





**IQ sensor / Advanced sensor**



**Flexible illumination**

Direct and indirect components can be switched (FO) or dimmed separately (TD version).



**Manual adjustment of light intensity**

**UGR**  
**< 16**




**Advanced sensor** - wireless presence and daylight sensor communicate with other luminaires in order to keep all indirect on when presence of people are detected by single luminaire.

**IQ sensor** - the luminaire switch on automatically due to presence and dim to desired light level depending on daylight.

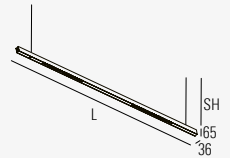
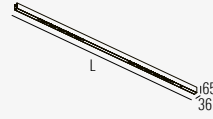
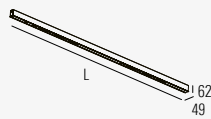
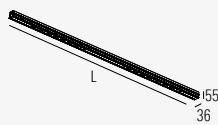


# Rylo Pro

## Technical Overview



	<b>RI</b> Recessed trimm-less	<b>RV</b> Recessed visible trim	<b>C/S</b> Ceiling / Suspended	<b>SDI</b> Suspended direct-indirect
<b>Glare control (UGR class)</b>	UGR<19	UGR<19	UGR<19	UGR<19
<b>Luminaire luminous flux</b>	105 - 145 lm/spot	105 - 145 lm/spot	105 - 145 lm/spot	65 - 145 lm/spot
<b>Number of spots</b>	8+8, 16+16, 24+24	8+8, 16+16, 24+24	8+8, 16+16, 24+24	8+8, 16+16
<b>Light distribution</b>	Direct	Direct	Direct	Direct / Indirect
<b>Optics</b>	22°, 30°, 50°, Asymetric	22°, 30°, 50°, Asymetric	22°, 30°, 50°, Asymetric	22°, 30°, 50°, Asymetric
<b>Led colour</b>	927, 930, 935, 940	927, 930, 935, 940	927, 930, 935, 940	927, 930, 935, 940
<b>Driver</b>	Casambi, DALI, FO, IQ sensor	Casambi, DALI, FO, IQ sensor	Casambi, DALI, FO, IQ sensor	Casambi, DALI, FO, IQ sensor
<b>Driver position</b>	Remote	Remote	Ceiling cup	Ceiling cup
<b>Colour</b>	<b>1</b> <b>2</b>	<b>1</b> <b>2</b>	See the colour options below	See the colour options below
<b>Dimensions</b>	L (mm): 1682 - 3082	L (mm): 1682 - 3082	L (mm): 1682 - 3082	L (mm): 1962 - 3082 SH (mm): 1500, 3000, 5000



For C/S, SDI, S/SDI versions, the optical funnel and blind module colour are always black (except with the white version).



≥ 85 %

GR0

CASAMBI



WARRANTY




**Light source:** High-flux PCB LED modules, mid-power SMD LED, CRI>90, MacAdam≤2, 50.000h L90 B10 at 35°C. / High-power LED, CRI>90, MacAdam≤2,5, 50.000h L80 B10 at 35°C. **Optic:** Low glare spot optical system with UGR<19. Satin opal polycarbonate diffuser (SOP) for indirect light. **Body:** Extruded aluminium profile, powder coated. **Control gear:** Integrated highly-efficient driver with fixed output (FO) or dimmable (DALI-TD, Casambi). Optional separate switching for direct / indirect versions. **Power supply:** 230V 50Hz.

**Lichtsystem:** High-flux PCB LED modules, mid-power SMD LED, CRI>90, MacAdam≤2, 50.000h L90 B10 bei 35°C. / High-power COB, CRI>90, MacAdam≤2,5, 50.000h L80 B10 bei 35°C. **Optisches System:** Blendarmes optisches Spotsystem mit UGR<19. Opal satiniertes Polycarbonatdiffusor (SOP) für Indirektlicht. **Leuchtenkörper:** Profil aus extrudiertem Aluminium, pulverbeschichtet. **Elektrische Ausführung:** Integrierter hocheffizienter Treiber mit Fix-Output (FO) oder dimmbar (DALI-TD, Casambi). Optional getrennte Schaltung für direkte/indirekte Versionen. **Netzspannung:** 230V 50Hz.



Single



**S/SDI**  
Suspended direct / direct-indirect

UGR<19

65 - 145 lm/spot

8+8, 16+16

Direct, Direct / Indirect

22°, 30°, 50°, Asymmetric

927, 930, 935, 940

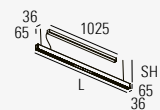
Casambi, DALI, FO, IQ sensor

Ceiling cup with driver included

See the colour options below

L (mm): 1122 - 2802

SH (mm): 1500, 3000, 5000



**FDI**  
Floor direct-indirect

UGR<16

1500 lm + 2500 lm

32

Direct / Indirect

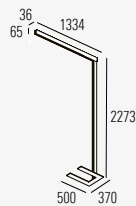
50°

927, 930, 935, 940

Casambi, FO, IQ sensor, TD

Integrated

1 2



**FDI T**  
Floor direct-indirect T shape

UGR<16

3000 lm + 5000 lm

32+32

Direct / Indirect

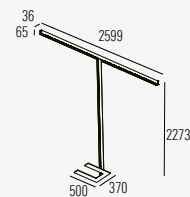
50°

927, 930, 935, 940

Casambi, FO, IQ sensor, TD

Integrated

1 2



Standard: 1 2 3 6 9

Special colours:

**Fuente de luz:** Módulos led PCB de alta intensidad, SMD led de potencia media, CRI>90, MacAdam≤2, 50 000 h L90 B10 a 35 °C. / LED de alta potencia, CRI>90, MacAdam≤2,5, 50.000h L80 B10 at 35°C. **Óptica:** Sistema de óptica de foco de bajo deslumbramiento con UGR<19. Difusor de policarbonato de ópalo satinado (SOP) para iluminación indirecta. **Cuerpo:** Perfil de aluminio extruido, recubierto con pintura en polvo. **Equipo:** Driver altamente eficiente integrado con salida fija (FO) o regulable (DALI-TD, Casambi). Conmutación separada opcional para las versiones directa/indirecta. **Fuente de alimentación:** 230V 50Hz.



# Lynar

It's your move

## Sweet home for light modules

Lynar is an elegant, endless modular profile that offers maximum flexibility.

The choice of modules is wide and the installation is tool-free, simple, fast and safe. Combine them the way you want and change or move at anytime.

It covers a wide range of use - from office, galleries, retail, hospitality to private residences.

## Süßes Heim für Lichtmodule

Lynar ist ein elegantes, endloses Bausteinprofil, das Ihnen maximale Flexibilität bietet.

Die Auswahl der Profile ist groß und die Installation ist werkzeuglos, einfach, schnell und sicher. Kombinieren Sie sie so wie Sie möchten und ändern oder verschieben Sie sie jederzeit.

Die Leuchte deckt eine breite Spanne von Verwendungsmöglichkeiten ab – vom Büro, über Gallerien, Einzelhandel, Gastgewerbe bis hin zu Privathäusern.

## Dulce hogar para los módulos de luz


Lynar es un perfil modular elegante y sin fin que aporta la máxima flexibilidad.

La gama de módulos es muy extensa y su instalación se realiza sin herramientas, de forma sencilla, rápida y segura. Combínelas a su gusto y cámbielas o muévalas cuanto desee.

Abarca amplias aplicaciones de uso: desde oficinas, galerías, comercio minorista y hostelería hasta residencias privadas.













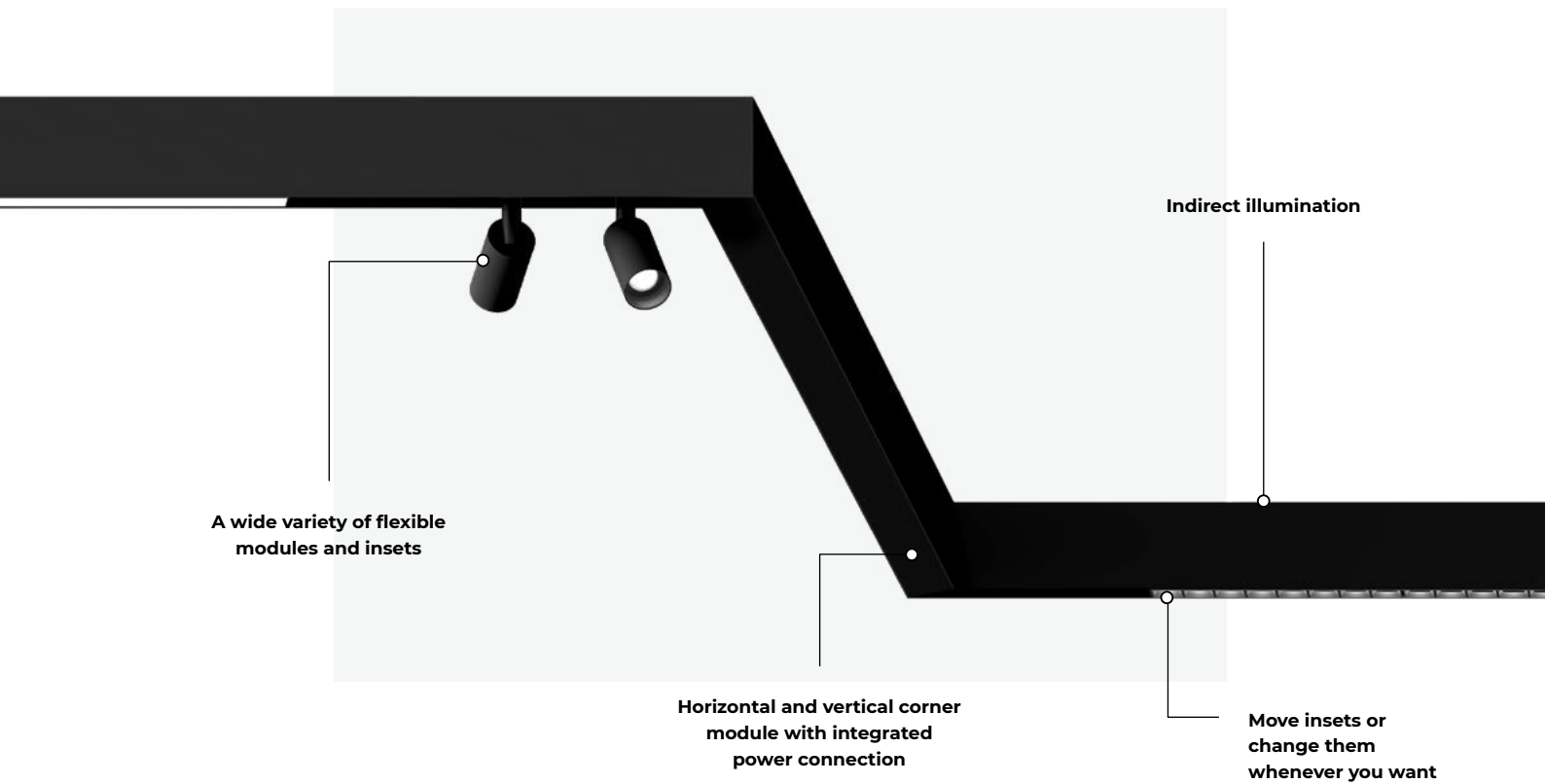












INSETS



Atos LYN



Eye LYN



Kalis 36 LYN



Rylo LYN



Biba LYN





Pipes 45 S LYN



Pixy LYN



Zoe LYN

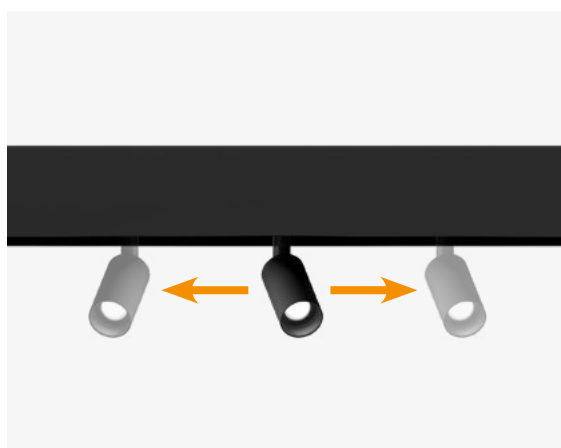


## Quick installation

The installation of modules is simple, fast and safe. The products are fixed with a mechanical coupling that ensures a reliable and lifelong grip.

## Keep on moving

Get the maximum flexibility of adjusting the light in the space. Not just the first time, but anytime. Repositioning the modules has never been easier.





The profiles are available in different colours.  
The interior is always black.

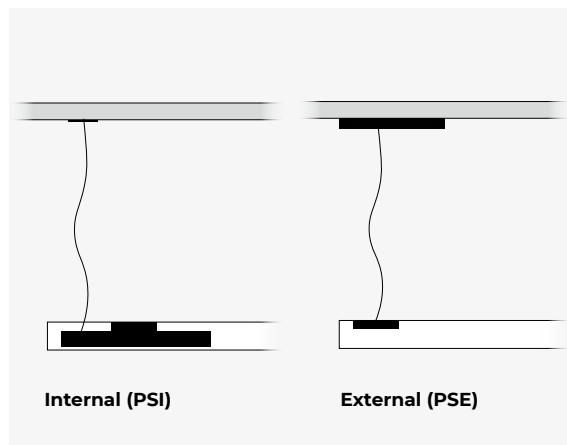


## Light line

Choose Kalis inset for general illumination. It can turn out very well in a composition as an interesting graphic element.

## Internal or external power supply

Depending on the desired visual effect and profile installation type, the power supply can be positioned inside the profile, externally in the ceiling cup or remotely.



Internal (PSI)

External (PSE)



# Lynar

## Technical Overview



	<b>RI</b> Recessed trim-less	<b>RV</b> Recessed visible trim	<b>C/S</b> Ceiling / Suspended	<b>SDI</b> Suspended Direct / Indirect
<b>Indirect luminaire luminous flux/m</b>	-	-	-	990 lm/m (DALI)
<b>Led colour</b>	-	-	-	827, 830, 835, 840, 930, 940
<b>Electrical connection</b>	48Vdc (not included, order separately)	48Vdc (not included, order separately)	48Vdc (not included, order separately)	48Vdc (not included, order separately)
<b>Colour</b>	<b>D</b>	<b>D</b>	<b>B D J</b> +	<b>B D J</b> +
<b>Dimensions</b>	L: 500- 3000 mm	L: 500 - 3000 mm	L: 500 - 3000 mm	L: 1000 - 3000 mm SH (mm): 1500, 3000, 5000

\* The inner part of the profile is always black




Linear extruded aluminium profile system with integrated 48V track. Indirect light option with SOP diffuser. Wide range of light insets (linear, spot, pendant). Power supply can be mounted remotely (PSE) or inside the profile (PSI).

Lineares extrudiertes Aluminiumprofil-System mit integrierter 48V-Schiene. Indirekte Lichtoption mit SOP-Diffusor. Breite Spanne von Lichteinsätzen (linear, Spot, Hängeleuchte). Das Netzteil kann fernmontiert (PSE) oder im Innern des Profils (PSI) montiert werden.

Sistema de perfil de aluminio extruido lineal con carril de 48 V. Opción de luminosidad indirecta con difusor SOP. Extensa gama de luces acoplables (lineal, foco, colgante). La fuente de alimentación se puede montar de forma remota (PSE) o dentro del perfil (PSI).

## Spot insets



### Atos LYN

**Luminaire luminous flux:** Up to 2x540 lm


**Beam angle:** 42°, 56°

**LED colour:** 830, 840, 927, 930, 935, 940

**Spots:** 1x / 2x

**Driver:** DALI

**Diameter:** 32 mm



### Eye LYN

**Luminaire luminous flux:** Up to 1700 lm


**Beam angle:** 18°,30°,45°/11°,21°,26°,46°/ 21-47°

**LED colour:** 927, 930, 935, 940

**Driver:** DALI

**Diameter:** 60 mm

## Pendant insets



### Biba LYN

**Luminaire luminous flux:** Up to 936 lm

**Beam angle:** 42°, 62°

**LED colour:** 830, 840, 927, 930, 935, 940

**Driver:** DALI

**Diameter:** 75 mm



### Pipes 45 S LYN


**Luminaire luminous flux:** Up to 1300 lm

**Beam angle:** 42°, 62°

**LED colour:** 830, 840, 927, 930, 935, 940

**Driver:** DALI

**Diameter:** 45 mm



### Pixy LYN

**Luminaire luminous flux:** Up to 1532 lm

**Beam angle:** 30°, 50°

**LED colour:** 830, 840, 927, 930, 935, 940

**Driver:** DALI



### Zoe LYN

**Luminaire luminous flux:** Up to 1481 lm, 12W

**LED colour:** 830, 840, 927, 930, 935, 940

**Driver:** DALI

## Linear insets



### Kalis 36 LYN

**Luminaire luminous flux:** Up to 1600lm

**Module length:** 285 mm - 1405 mm

**Optic:** SOP, DPR

**LED colour:** 827, 830, 840, 930, 940

**Driver:** DALI



### Rylo LYN

**Luminaire luminous flux:** 60 - 130 lm/spot

**Module length:** 143 mm - 1123 mm, 4 - 32x spot

**Beam angle:** 22°, 30°, 50°, Asymmetric

**LED colour:** 927, 930, 935, 940

**Driver:** DALI

## Corner profiles



### Horizontal corner

90° and 135°

Integrated PWR connection module

Dimension: 50x50 mm




### Vertical corner

90°

Integrated PWR connection module

Dimension: 50x50 mm

## Power supply




### PSE - power supply external

**Driver position:** Integrated in the ceiling cup

**Driver:** FO

**Driver type:** CC constant current, 48V constant voltage



### PSI - power supply internal

**Driver position:** Integrated in the product

**Driver:** FO

**Driver type:** CC constant current, 48V constant voltage



# Trix

Uncompromising, no tricks

## Number one in price performance

Slimmer, lower, and more convenient, but still has it all. Trix boasts minimalistic design, modularity, high efficiency, and resistance without giving up on its looks.

It is born for supermarkets, schools, offices and industrial plants. Long lines are really easy to install. Choose track spotlights when illuminating focus zones or linear optic for uniform illumination; the set of modules is really vast, for any occasion.

## Die Nummer eins im Preis-Leistungsverhältnis

Schlanker, niedriger und bequemer, aber hat trotzdem alle Vorteile. Die Trix rühmt sich mit minimalistischem Design, Modularität, hoher Effizienz und Beständigkeit, ohne Punkte für das Aussehen einzubüßen.

Sie wurde für Supermärkte, Schulen, Büros und Industriewerke konzipiert. Lange Leitungen sind wirklich einfach zu installieren. Wählen Sie Schienenstrahler, wenn Sie Fokus-Zonen beleuchten möchten, oder eine lineare Optik für eine gleichmäßige Beleuchtung; die Modulreihe ist wirklich umfangreich – für jede Gelegenheit.

## Número uno en relación prestaciones/precio

Es más delgada, más baja y más práctica, pero lo tiene todo. Trix presume de un diseño minimalista, modularidad, alta eficiencia y resistencia sin renunciar al diseño.

Ha nacido para supermercados, centros educativos, oficinas y plantas industriales. Es realmente fácil de instalar en líneas largas. Elija focos de carril para iluminar zonas prioritarias o la óptica lineal para una iluminación uniforme; el catálogo de módulos es amplísimo y cubre cualquier necesidad.








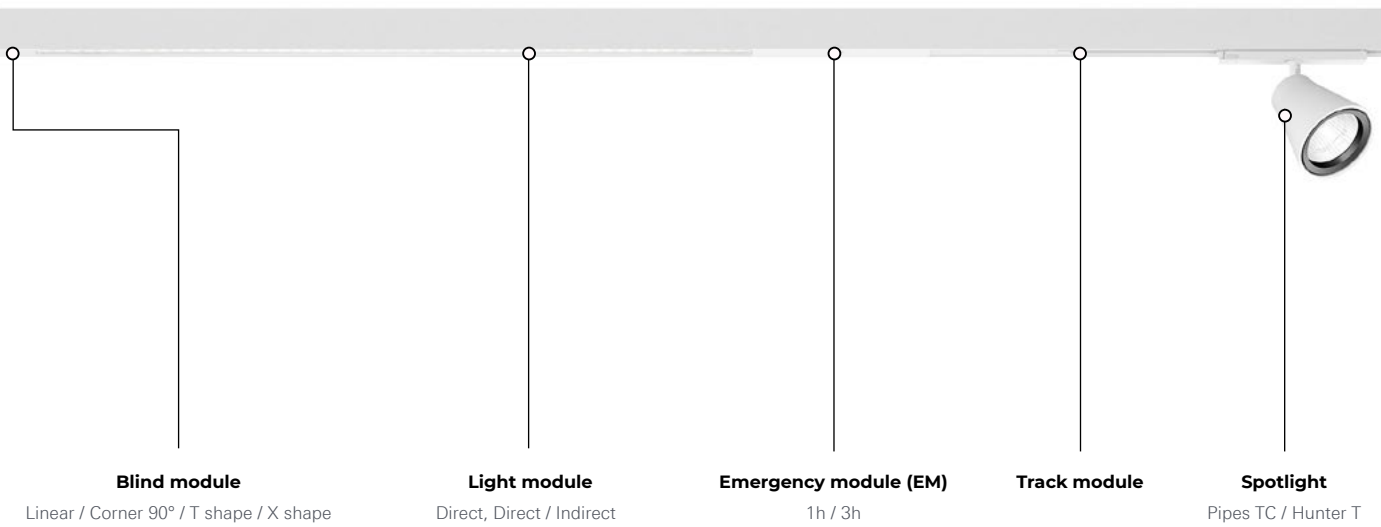












**MAIN FEATURES**

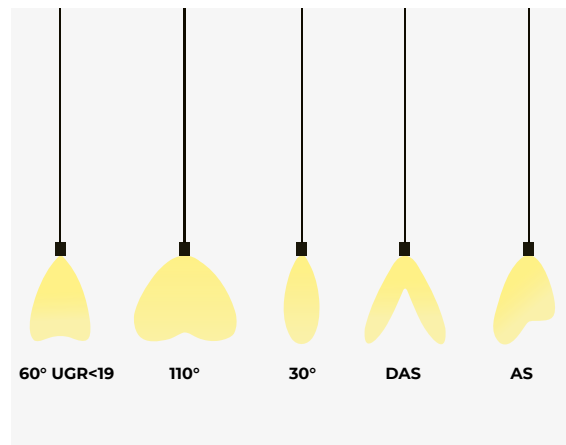


**Light module**

Supermarkets, classrooms, offices, or industrial plants have some specifics that have to be taken into consideration when planning lighting. Professional lenses allow you to choose the right light.


**A lens for every need**

- 60° UGR<19: low glare – for offices
- 110°: dispersed light – for spaces with low ceilings
- 30°: for spaces with high ceilings
- DAS: for shelves in supermarkets
- AS: for supermarkets, schools, hospitals



## Track module for spots

Create contrasts, highlight textures, bring out the colours and make your product stand out. The track is integrated into the profile and combined with other modules.

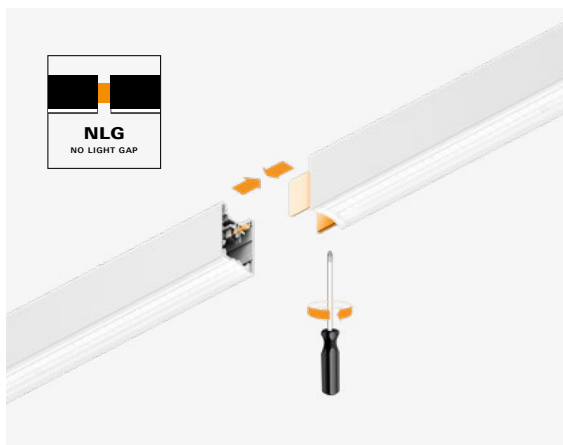



## Light module and spotlight

Perfect for supermarkets when you want to combine the asymmetric light module and spot, to additionally point out the merchandise on shelves.

## Emergency module

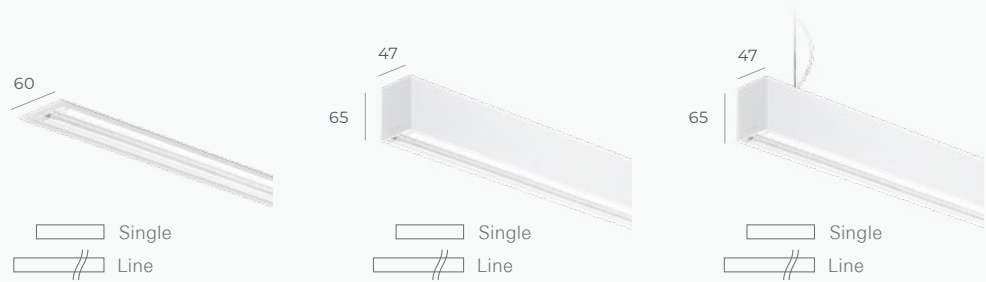
There are two types of emergency modules that can be integrated in the luminaire - spot or linear, with the autonomy of 1 or 3 hours.




## Perfect joints, no light gaps

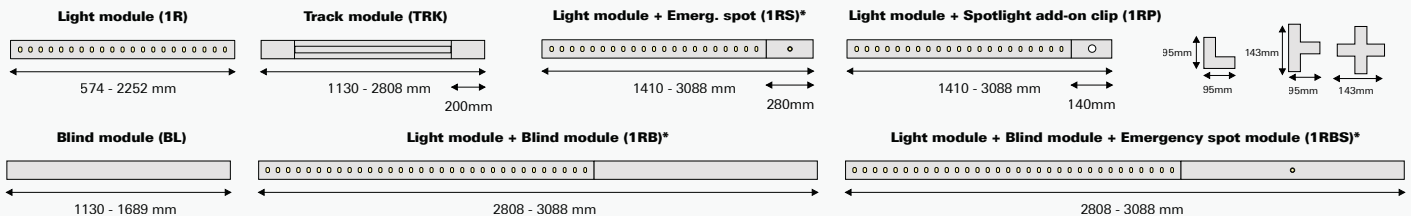
With an innovative twist and lock joint element the assembly between two modules is now quick and easy and the profiles are strongly connected with no risk of bending. The light has absolutely no possibilities to escape.





	<b>RV</b> Recessed visible trim	<b>C/S</b> Ceiling / Suspended	<b>SDI</b> Suspended Direct / Indirect 
<b>Glare control (UGR class)</b>	UGR < 19 (60° optic, low output)	UGR < 19 (60° optic, low output)	UGR < 19 (60° optic, low output)
<b>Luminaire luminous flux/m</b>	1900 - 6200 lm/m	1900 - 6200 lm/m	3000 - 7800 lm/m
<b>Light distribution</b>	Direct	Direct	Direct / Indirect
<b>DLOR/ULOR*</b>	-	-	75 / 25%
<b>Optics</b>	30°, 60°, 60° (UGR<19), 110°, AS, ASD	30°, 60°, 60° (UGR<19), 110°, AS, ASD	30°, 60°, 60° (UGR<19), 110°, AS, ASD
<b>Led colour</b>	830, 840, 930, 940	830, 840, 930, 940	830, 840, 930, 940
<b>Driver</b>	Casambi, DALI, FO	Casambi, DALI, FO	Casambi, DALI, FO
<b>Emergency kit**</b>	EM spot 1h/3h with corridor/ symmetric optic	EM spot 1h/3h with corridor/ symmetric optic	EM spot 1h/3h with corridor/ symmetric optic

### Colour



\* EM and blind modul can be placed at the beginning or at the end of the line.

All technical data refer to light modules (1R). See web page for other module types. \* Data refer to model L1690mm, 840 medium output, 60° lens. \*\* Available with 1RS and 1RBS module types. See web page for more info.



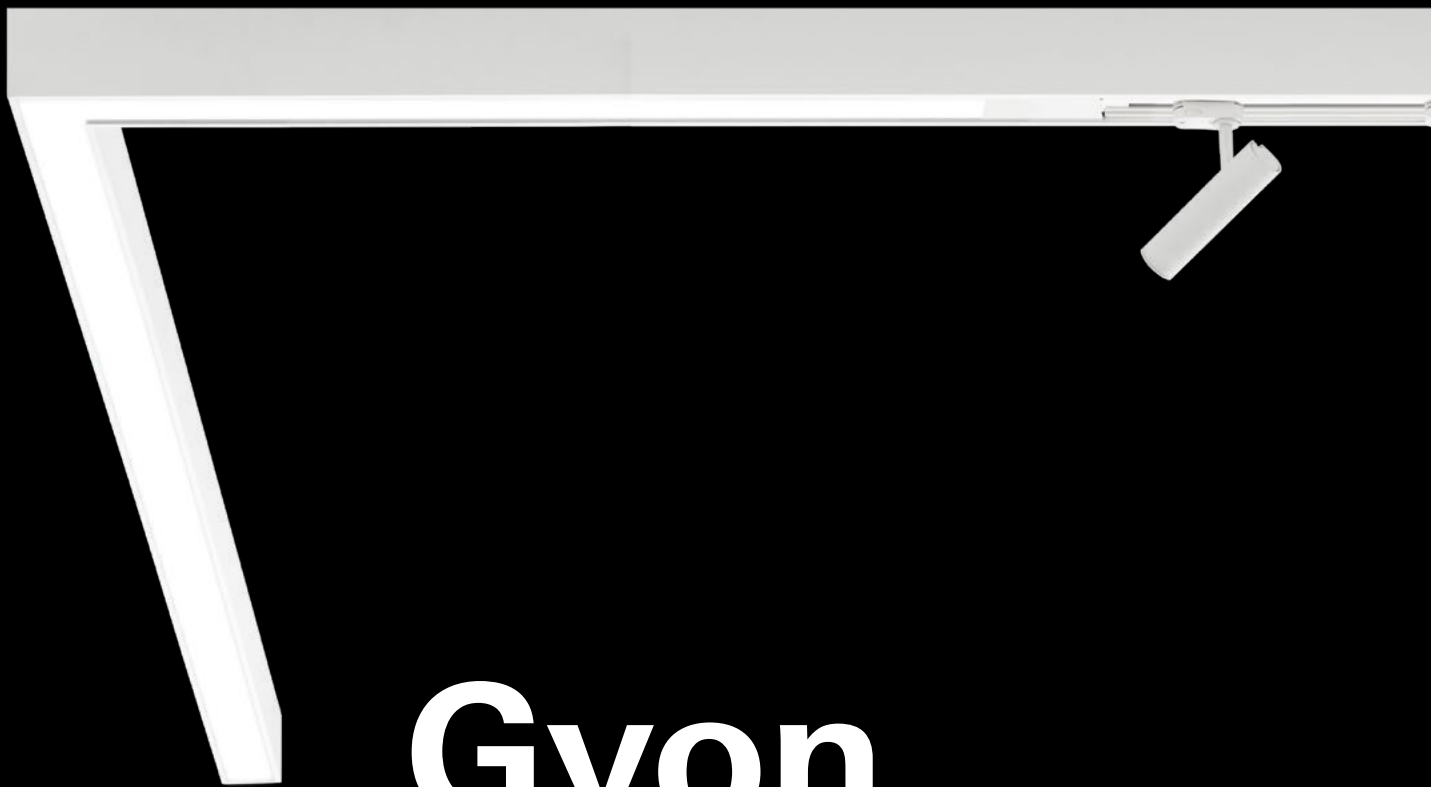
GRO CASAMBI



**Light source:** High-flux PCB LED modules, mid-power SMD LED, CRI>80/90, MacAdam≤2, 50.000h L80 B10 at 35°C. **Optic:** Highly efficient acrylic optical lenses. **Body:** Extruded aluminium profile, powder coated. **Ceiling cup:** For suspended versions, the ceiling cup and suspension set must be ordered separately. Find out more on the technical pages or online product configurator. **Control gear:** Integrated highly-efficient driver with fixed output (FO) or dimmable (DALI-TD, Casambi). Optional separate switching for direct / indirect versions. **Emergency:** EM Spot module with Corridor or Symmetric optic, 1h or 3h autonomy. **Power supply:** 230V 50Hz.

**Lichtsystem:** High-flux PCB LED Module, mid-power SMD LED, CRI>80, MacAdam≤2, 50.000h L80 B10 bei 35°C. **Optisches System:** Hocheffiziente optische Acryllinsen. **Leuchtenkörper:** Profil aus extrudiertem Aluminium, pulverbeschichtet. **Deckenbalдахin:** Im Fall von hängenden Versionen, müssen die Deckenhalterung und das Aufhängungsset separat bestellt werden. Erfahren Sie mehr dazu auf den technischen Seiten oder online im Produktkonfigurator. **Elektrische Ausführung:** Integrierter hocheffizienter Treiber mit Fix-Output (FO) oder dimmbar (DALI-TD, Casambi). Optional getrennte Schaltung für direkte/indirekte Versionen. **Notlicht:** EM Spot-Modul mit Flur- oder symmetrischer Optik, 1h- oder 3h-Autonomie. **Netzspannung:** 230V 50Hz.

**Fuente de luz:** Módulos PCB LED mid-power SMD LED, CRI>80, MacAdam≤3, 50.000h L80 B10 a 35°C. **Óptica:** . **Cuerpo:** Perfil de aluminio extruido, recubierto con pintura en polvo. **Florón:** Para las versiones suspendidas, el florón y el juego de suspensión deben pedirse por separado. Encontrará más información en las páginas técnicas o en el configurador de productos en línea. **Equipo:** Driver altamente eficiente integrado con salida fija (FO) o regulable (DALI-TD, Casambi). Conmutación separada opcional para las versiones directa/indirecta. **Emergencia:** Módulo de foco de emergencia con óptica simétrica o para pasillos, 1 h o 3 h de autonomía. **Fuente de alimentación:** 230V 50Hz.



# Gyon

More is more

## Fully flexible, widely adaptable, all efficient

The possibility of endless lines allows you to go as far as you want. Thanks to the modularity, the luminaire can be designed, as you want it and to go in different directions. This is only the beginning of what you can create with Gyon.

Outstanding performance plus bespoke lengths is the perfect recipe for your modular solution, to find the best possible fit and excellent end result. The way you combine the light lines is up to you, as it should be.

## Vollkommen flexibel, sehr anpassungsfähig, total effizient

Die Möglichkeit endloser Produktlinien, ermöglicht Ihnen, so weit zu gehen wie Sie möchten. Dank der Modularität, kann die Leuchte so entworfen werden, wie Sie es wünschen, und sie kann in verschiedene Richtungen leuchten. Und das ist nur der Anfang dessen, was Sie mit Gyon erschaffen können.

Hervorragende Leistung und den Kundenwünschen angepasste Längen, ergeben das perfekte Rezept für Ihre modulare Lösung, um die bestmögliche Form und ein ausgezeichnetes Endergebnis zu finden. Die Art, wie Sie die Lichtlinien kombinieren, liegt ganz bei Ihnen, so wie es sein sollte.

## Totalmente flexible, ampliamente adaptable, eficiente 100 %

La posibilidad de líneas infinitas te permiten ir todo lo lejos que quieras. El diseño modular de esta luminaria permite adaptarla a tu gusto y enfocarla en diferentes direcciones. Este es solo el comienzo de todo lo que puedes lograr con la solución Gyon.

Su extraordinario rendimiento, unido a la posibilidad de una longitud a medida, es la receta perfecta para que tu solución modular pueda lograr el mejor y más brillante resultado posible. La forma en la que combines tus líneas de luz depende de ti. Como debe ser.












































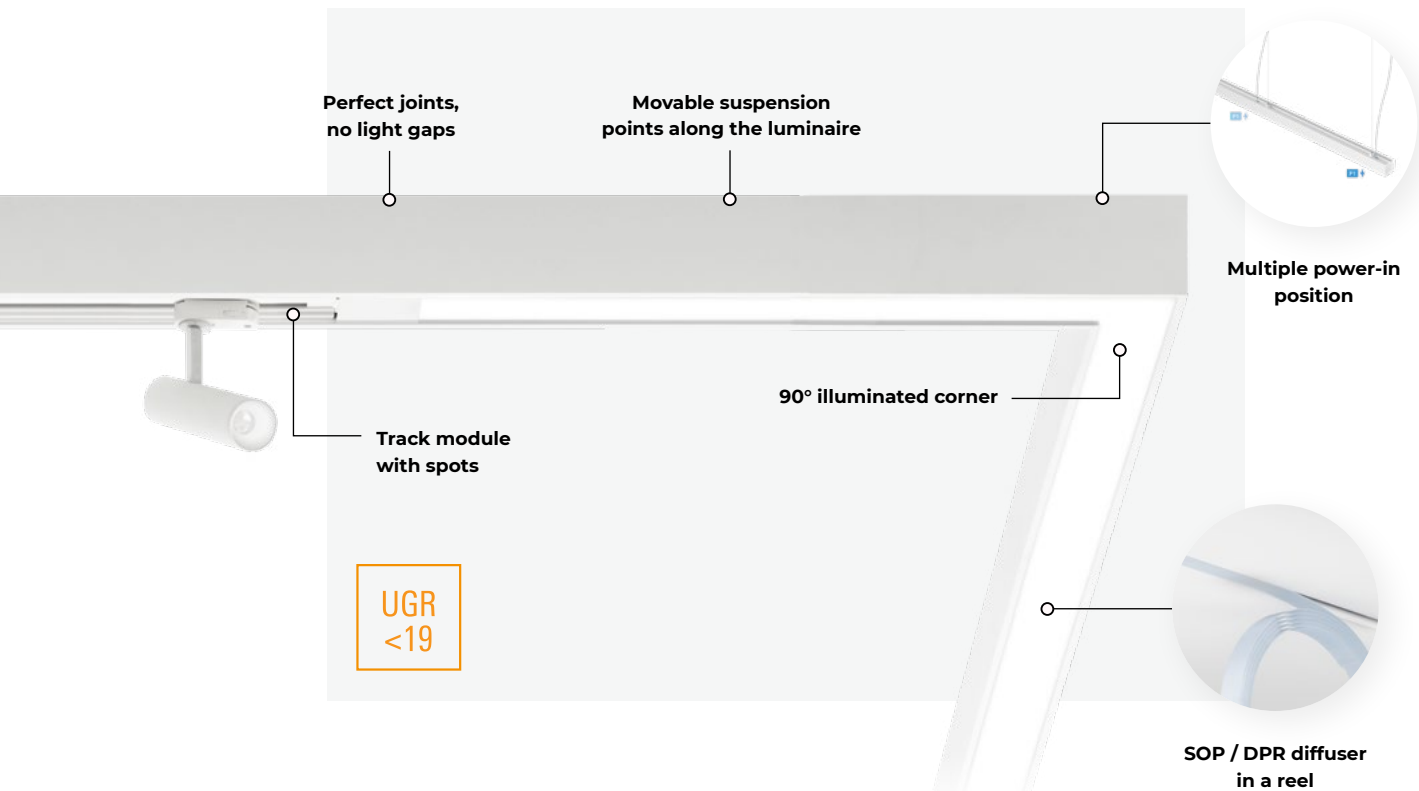




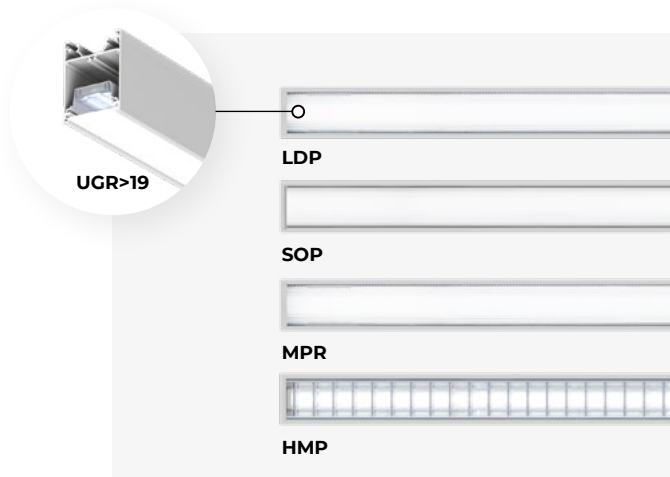








**MAIN FEATURES**



**A wide variety of optics**

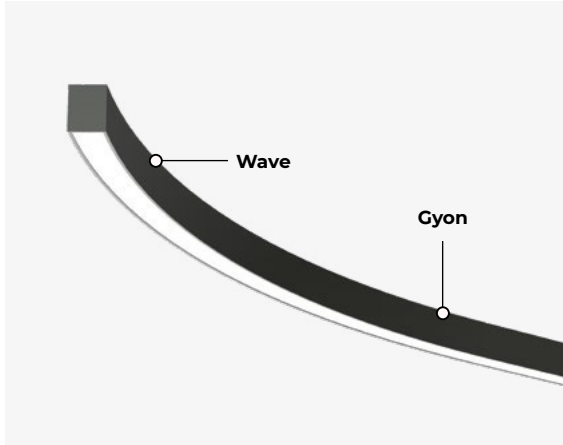
- Gyon family offers maximum optics selection:
- Low glare diffused prism with UGR>19 (LDP)
  - Satin opal polycarbonate diffuser (SOP)
  - Micro-prismatic polycarbonate optic (MPR)
  - Satin silver coated aluminium louvre (HMP)
  - Asymmetric optic (AS)

**LDP optic is perfect for workplaces**

Inappropriate lighting causes headaches and eye trouble. Create a healthier working environment with lighting which affects our well-being, mood and concentration.





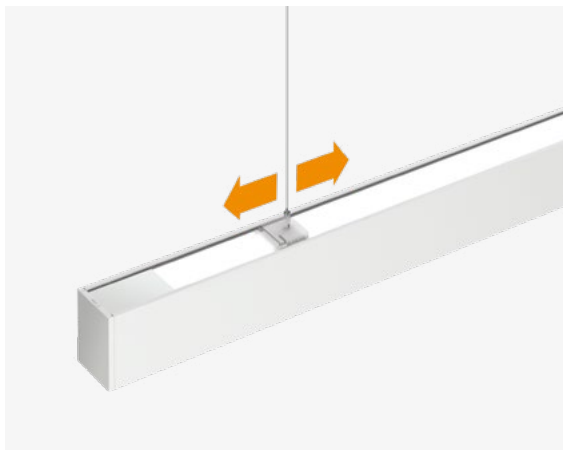
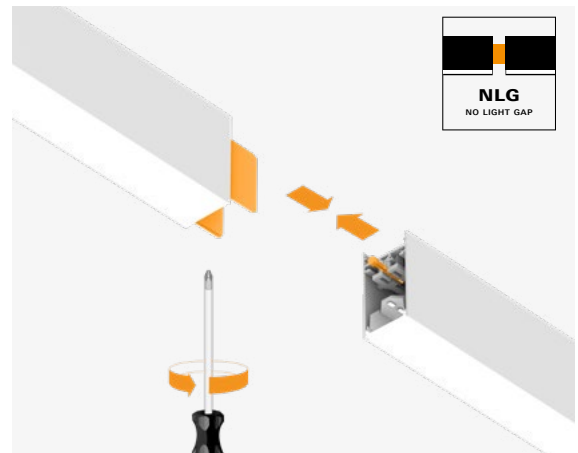


## Wave + Gyon = a perfect couple

There is an endless modularity that gives you the possibility to adapt the luminaire to your needs. You can combine curved modules of Wave and the linear modules of Gyon to create unique flexible lines.

## Perfect joints, no light gaps

With an innovative twist and lock joint element, the assembly between two modules is now quick and easy, and the profiles are strongly connected with no risk of bending. The light has absolutely no possibilities to escape.



## Movable suspension points

The suspension can be moved along the luminaire to ensure optimal mounting on your ceiling.

## Gyon S IP54

IP54 protection allows you to use Gyon beneath a roof overhang. It is resistant to dust and moisture.

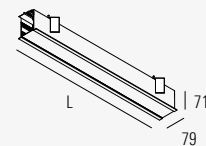
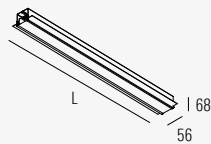


# Gyon


## Technical Overview



	<b>Rl</b> Recessed trim-less	<b>Rv</b> Recessed visible trim
<b>Glare control (UGR class)</b>	UGR < 19 (LDP optic)	UGR < 19 (LDP optic)
<b>Luminaire luminous flux/m</b>	980 - 2900 lm/m	800 - 2900 lm/m
<b>Light distribution</b>	Direct	Direct
<b>Optics</b>	SOP, DPR, LDP (UGR<19)	SOP, DPR, HMP, LDP (UGR<19), AS
<b>Led colour</b>	827, 830, 835, 840, 930, 940	827, 830, 835, 840, 930, 940
<b>Dynamic illumination</b>	Tunable white 2700 - 6500K	Tunable white 2700 - 6500K
<b>Driver</b>	Casambi, DALI, FO	Casambi, DALI, FO
<b>Emergency kit</b>	EM 1h / 3h	EM 1h / 3h
<b>IP protection</b>	IP20 / IP44**	IP20 / IP44**
<b>Colour</b>	1	1 2
<b>Dimensions</b>	L (mm): 565 - 3092	L (mm): 592 - 3122




\* Data refer to model L1405mm, 840 medium output, SOP diffuser. \*\* IP value from the exposed side for single version. \*\*\* IP value for suspended mounting and lines.



**Light source:** High-flux PCB LED modules, mid-power SMD LED, CRI>80/90, MacAdam≤2, 50.000h L90 B10 at 35°C. **Optic:** Satin opal diffuser (SOP) or soft-light prismatic optics (DPR) from polycarbonate for direct light. Satin opal polycarbonate diffuser (SOP) for indirect light, Satin silver-coated aluminium double parabolic louvre (HMP), Low glare diffused prismatic optic (LDP) with UGR<19, Linear asymmetrical optic with opal polycarbonate diffuser. **Body:** Extruded aluminium profile, powder coated. **Ceiling cup:** For suspended versions, the ceiling cup and suspension set must be ordered separately. Find out more on the technical pages or online product configurator. **Control gear:** Integrated highly-efficient driver with fixed output (FO) or dimmable (DALI-TD, Casambi). Optional separate switching for direct / indirect versions. **Emergency:** Emergency kit version with autonomy 1h or 3h. **Power supply:** 230V 50Hz.

**Lichtsystem:** High-flux PCB LED modules, mid-power SMD LED, CRI>80/90, MacAdam≤2, 50.000h L90 B10 bei 35°C. **Optisches System:** Opal satiniertes Diffusor (SOP) oder Diamantprismenabdeckung (DPR) aus Polycarbonat für Direktlicht. Opal satiniertes Polycarbonatdiffusor (SOP) für Indirektlicht, Parabolspiegelraster matt Aluminium (HMP), Blendarme diffuse Prismenoptik (LDP) mit UGR<19, Lineare asymmetrische Optik mit opalem Polycarbonatdiffusor. **Leuchtenkörper:** Profil aus extrudiertem Aluminium, pulverbeschichtet. **Deckenbaldachin:** Im Fall von hängenden Versionen, müssen die Deckenhalterung und das Aufhängungsset separat bestellt werden. Erfahren Sie mehr dazu auf den technischen Seiten oder online im Produktkonfigurator. **Elektrische Ausführung:** Integrierter hoch-effizienter Treiber mit Fix-Output (FO) oder dimmbar (DALI-TD, Casambi). Optional getrennte Schaltung für direkte/indirekte Versionen. **Notlicht:** Notlichtbaustein mit 1h oder 3h Batterie. **Netzspannung:** 230V 50Hz.



**C/S**  
Ceiling / Suspended

UGR < 19 (HMP, LDP optic)

800 - 2900 lm/m

Direct

SOP, DPR, HMP, LDP (UGR<19), AS

827, 830, 835, 840, 930, 940

Tunable white 2700 - 6500K


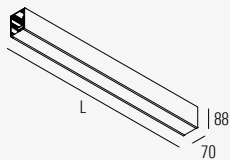
Casambi, DALI, FO

EM 1h / 3h

IP43 / IP20\*\*\*



L (mm): 576 - 3112



**SDI**  
Suspended Direct / Indirect

UGR < 19 (HMP, LDP optic)

1450 - 5200 lm/m

Direct / Indirect

SOP, DPR, HMP, LDP (UGR<19), AS

827, 830, 835, 840, 930, 940

Tunable white 2700 - 6500K


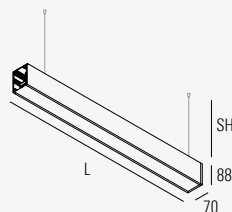
Casambi, DALI, FO, TD

EM 1h / 3h

IP20



L (mm): 842 - 3112  
SH (mm): 1500, 3000, 5000



**S IP54**  
Suspended with IP54

-

1050 - 2750 lm/m

Direct

SOP

827, 830, 835, 840, 930, 94

Tunable white 2700 - 6500K

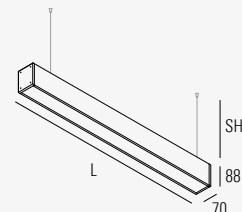
DALI, FO

-

IP54



L (mm): 581 - 3101  
SH (mm): 1500, 3000, 5000



**Fuente de luz:** Módulos led PCB de alta intensidad, SMD led de potencia media, CRI>80/90, MacAdam≤2, 50 000 h L90 B10 a 35°C. **Óptica:** Difusor de ópalo satinado (SOP) u óptica de prismático con iluminación suave (DPR) de policarbonato para una iluminación directa. Difusor de policarbonato de ópalo satinado (SOP) para iluminación indirecta, Reflector de aluminio satinado de doble parábola (HDP), Óptica de prismático difusa de bajo deslumbramiento (LDP) con UGR<19, Óptica asimétrica lineal con difusor de ópalo de policarbonato. **Cuerpo:** Perfil de aluminio extruido, recubierto con pintura en polvo. **Florón:** Para las versiones suspendidas, el florón y el juego de suspensión deben pedirse por separado. Encontrará más información en las páginas técnicas o en el configurador de productos en línea. **Equipo:** Driver altamente eficiente integrado con salida fija (FO) o regulable (DALI-TD, Casambi). Conmutación separada opcional para las versiones directa/ indirecta. **Emergencia:** Versiones con kit de emergencia con autonomía de 1 ó 3 horas. **Fuente de alimentación:** 230V 50Hz.





BIGSEE  
PRODUCT DESIGN  
AWARD  
2018



# Wave

Bored of being straight

## If straight is not your thing, you're on the right page

From classical form to an artistic drawing with irregular lines and round objects, Wave gives you the privilege of doing it as big and as bold as you want. Use a quarter or an eighth of a circle and combine it with the straight lines of Gyon, creating something that's completely unique and fits your needs. Wave is the perfect pick for big fluid spaces as it can easily chase the architecture and gives your visitors a reason to look up.

## Wenn Ihr das Außergewöhnliche sucht und einfach etwas Anderes wollt, dann ist Wave genau richtig für Euch


Ob klassische Formen, künstlerische Zeichnungen mit unregelmäßigen Linien oder runde Objekte: die Wave verleiht Euch den Freiheit, so frei zu planen, wie Ihr es Euch nur denken könnt. Verwendet einen Viertel- oder einen Achtelkreis und kombiniert ihn mit den geraden Linien der Gyon und erschafft damit etwas absolut Einzigartiges, genau auf Eure Bedürfnisse zugeschnitten. Die Wave ist die perfekte Wahl für große, fließende Räume, da sie jeder Architektur leicht folgen kann und ein Highlight in jeden Raum setzt.

## Si no te gusta seguir las reglas, estás en el lugar adecuado

Desde una forma clásica a un diseño artístico con líneas irregulares y elementos redondos, Wave te otorga el privilegio de hacerlo tan grande y llamativo como quieras. Con una cuarta u octava parte de un círculo y combinadas con las líneas rectas de Gyon, crea algo totalmente único que se adapte a tus necesidades. Wave es la elección perfecta para grandes espacios fluidos, ya que sigue la pista del diseño arquitectónico y hace que los visitantes tengan motivos para mirar hacia arriba.













































#### MAIN FEATURES

**Direct and indirect illumination can be controlled separately**

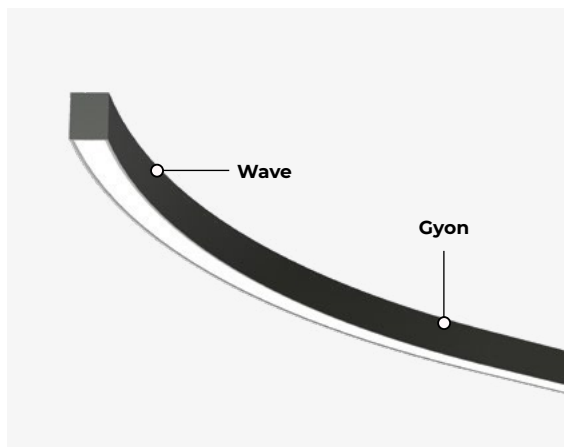


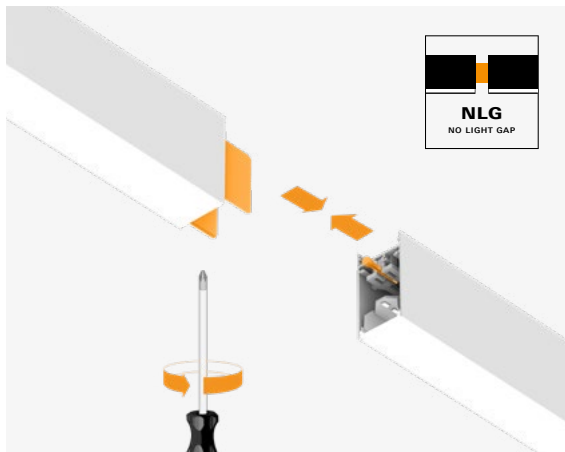
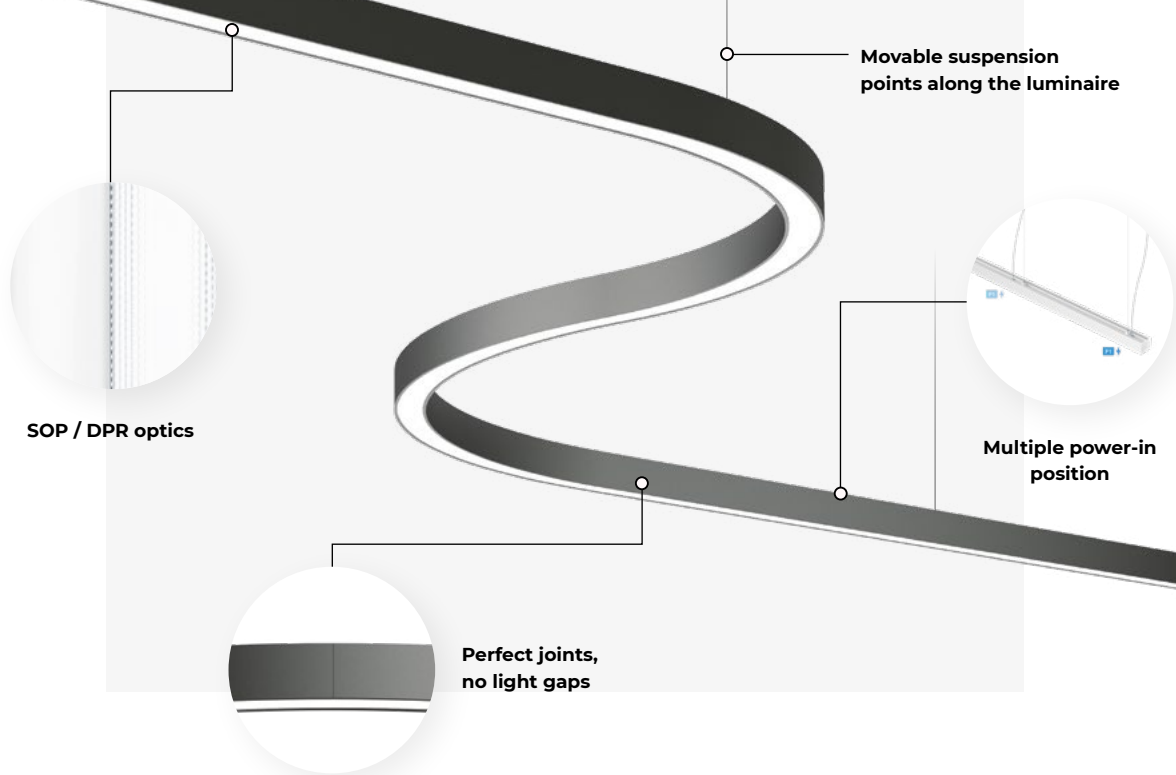
### Different spaces, different sizes

Wave Round is available in different sizes. Those with smaller diameters are made from one piece, while the bigger ones are composed of multiple parts and can therefore easily embrace pillars or staircases.

### Wave + Gyon = a perfect couple

There is an endless modularity that gives you the possibility to adapt the luminaire to your needs. You can combine curved modules of Wave and the linear modules of Gyon to create unique flexible lines.





### Perfect joints, no light gaps

With an innovative twist and lock joint element, the assembly between two modules is now quick and easy, and the profiles are strongly connected with no risk of bending. The light has absolutely no possibilities to escape.

### Movable suspension points

The suspension can be moved along the luminaire to ensure optimal mounting on your ceiling. Only one suspension per joint is needed instead of two. In case of indirect illumination movement is limited.



# Wave

## Technical Overview

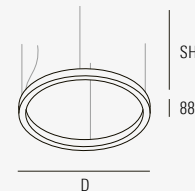
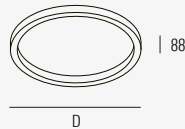


### WAVE ROUND C/S Ceiling / Suspended

### WAVE ROUND SDI Suspended Direct / Indirect



<b>Luminaire luminous flux</b>	1700 - 65700 lm	3400 - 132300 lm
<b>Light distribution</b>	Direct	Direct / Indirect
<b>DLOR/ULOR*</b>	-	52 / 48%
<b>Optics</b>	SOP, DPR	SOP, DPR
<b>Led colour</b>	827, 830, 835, 840, 930, 940	827, 830, 835, 840, 930, 940
<b>Dynamic illumination</b>	Tunable white 2700 - 6500K	Tunable white 2700 - 6500K
<b>Driver</b>	Casambi, DALI, FO	Casambi, DALI, FO
<b>Dimensions</b>	D (mm): 615 - 8000	D (mm): 615 - 8000 SH (mm): 1500, 3000, 5000



\* Data refer to LED colour 840, medium output, SOP diffuser.

Standard: **1** **2** **3** **6** **9** Special colours:

**IC** Design the system with  
**intraConstructorPRO**

$\geq 90\%$

GRO

CASAMBI



7  
WARRANTY

**Light source:** High-flux PCB LED modules, mid-power SMD LED, CRI>80/90, MacAdam $\leq$ 2, 50.000h L90 B10 at 35°C. **Optic:** Satin opal diffuser (SOP) or soft-light prismatic optics (DPR) from polycarbonate for direct light. Satin opal polycarbonate diffuser (SOP) for indirect light. **Body:** Extruded aluminium profile, powder coated. **Ceiling cup:** For suspended versions, the ceiling cup and suspension set must be ordered separately. Find out more on the technical pages or online product configurator. **Control gear:** Integrated highly-efficient driver with fixed output (FO) or dimmable (DALI-TD, Casambi). Optional separate switching for direct / indirect versions. **Power supply:** 230V 50Hz.


**Lichtsystem:** High-flux PCB LED modules, mid-power SMD LED, CRI>80/90, MacAdam $\leq$ 2, 50.000h L90 B10 bei 35°C. **Optisches System:** Opal satinierter Diffusor (SOP) oder Diamantprismenabdeckung (DPR) aus Polycarbonat für Direktlicht. Opal satinierter Polycarbonatdiffusor (SOP) für Indirektlicht. **Leuchtenkörper:** Profil aus extrudiertem Aluminium, pulverbeschichtet. **Deckenbaldachin:** Im Fall von hängenden Versionen, müssen die Deckenhalterung und das Aufhängungsset separat bestellt werden. Erfahren Sie mehr dazu auf den technischen Seiten oder online im Produktkonfigurator. **Elektrische Ausführung:** Integrierter hocheffizienter Treiber mit Fix-Output (FO) oder dimmbar (DALI-TD, Casambi). Optional getrennte Schaltung für direkte/indirekte Versionen. **Netzspannung:** 230V 50Hz.

**Fuente de luz:** Módulos led PCB de alta intensidad, SMD led de potencia media, CRI>80/90, MacAdam $\leq$ 2, 50 000 h L90 B10 a 35°C. **Óptica:** Difusor de ópalo satinado (SOP) u óptica de prismático con iluminación suave (DPR) de polycarbonato para una iluminación directa. Difusor de polycarbonato de ópalo satinado (SOP) para iluminación indirecta. **Cuerpo:** Perfil de aluminio extruido, recubierto con pintura en polvo. **Florón:** Para las versiones suspendidas, el florón y el juego de suspensión deben pedirse por separado. Encontrará más información en las páginas técnicas o en el configurador de productos en línea. **Equipo:** Driver altamente eficiente integrado con salida fija (FO) o regulable (DALI-TD, Casambi). Conmutación separada opcional para las versiones directa/indirecta. **Fuente de alimentación:** 230V 50Hz.




## LINEAR


See more in Gyon Family (page 235)



## CURVED 45°



## CURVED 90°



### WAVE C/S

Ceiling / Suspended

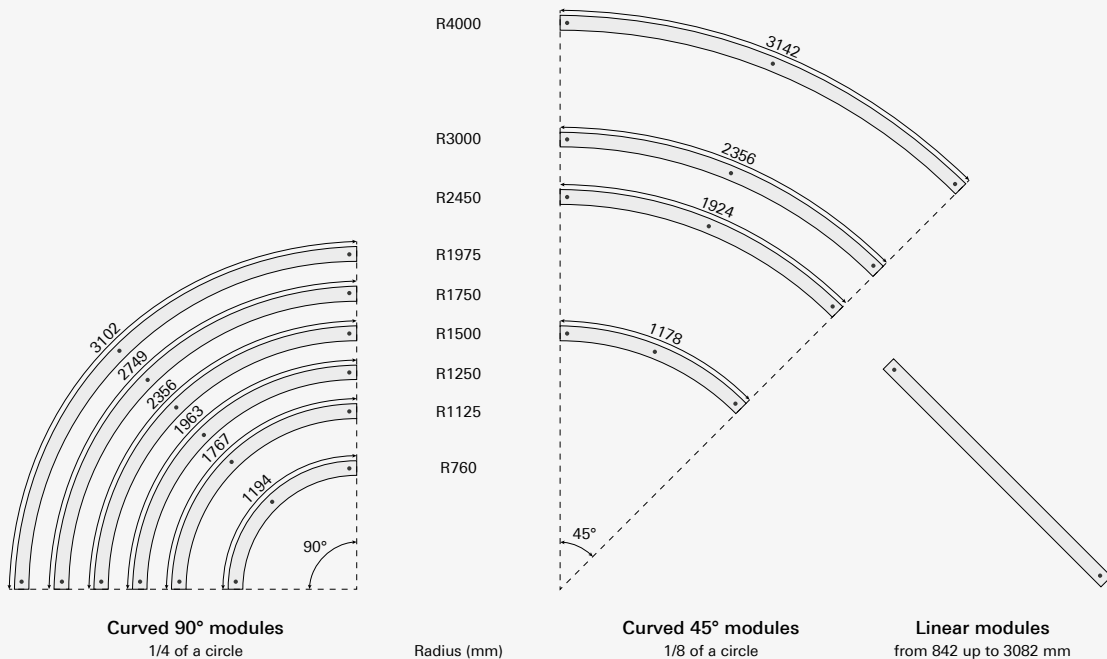
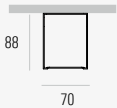
### WAVE SDI


Suspended Direct / Indirect



<b>Luminaire luminous flux</b>	1950 - 5300 lm/m	3800 - 10700 lm/m
<b>Light distribution</b>	Direct	Direct / Indirect
<b>DLOR/ULOR*</b>	-	52 / 48%
<b>Optics</b>	SOP, DPR	SOP, DPR
<b>Led colour</b>	827, 830, 835, 840, 930, 940	827, 830, 835, 840, 930, 940
<b>Dynamic illumination</b>	Tunable white 2700 - 6500K	Tunable white 2700 - 6500K
<b>Driver</b>	Casambi, DALI, FO	Casambi, DALI, FO

### Dimensions





# Acousto

Acoustic comfort

## Keeps noise down

In an open workspace, there is nothing more annoying than noises you don't want to hear. But here comes Acousto and it's here to make a change. Acousto is a luminaire that features acoustic panels that provide excellent absorption of sounds, making your area not only quieter, but also more private.

Think about Acousto when creating large and open spaces with a majority of hard surfaces and an echo, or when you're simply seeking a different and green solution. And by saying that, we're thinking about MOSSwall® panels, that not only help absorb the noise but also bring nature indoors and are maintenance free. How cool is that?

## Hält den Geräuschpegel niedrig

In offenen Arbeitsräumen gibt es nichts Störenderes, als Nebengeräusche, die Ihr nicht hören möchtet und die Euren Fokus ablenken. Die Lösung für dieses Problem heißt Acousto.

Die Acousto ist eine Leuchte, in die eine geräuschabsorbierende Akustikplatte von größter Effektivität eingebaut ist. So wird Euer Workspace nicht nur ruhiger, sondern auch privater..

Die Acousto ist ideal für die Ausstattung großer, offener Räume mit vielen harten Oberflächen und Echo, oder wenn Ihr einfach nur eine neue, umweltfreundliche Lichtlösung sucht. Die Mooswandpanels der Acousto absorbieren nicht nur Geräusche und Lärm, sondern sind ebenfalls wartungsfrei und holen Euch die Natur ins Haus. Wir finden das fantastisch.

## Mantiene el ruido al mínimo

En un espacio de trabajo abierto, no hay nada más molesto que los ruidos que no se quieren oír. Acousto ha llegado para cambiar las cosas. Acousto es una luminaria con paneles acústicos con una absorción de sonido excelente. El área no solo será más tranquila, sino que será más privada.

Piensa en Acousto al crear espacios grandes y abiertos con muchas superficies duras y eco, o simplemente cuando busques una solución diferente y ecológica. Hablando de esto, pensamos en los paneles MOSSwall®, que no solo ayudan a absorber el ruido, sino que trasladan la naturaleza a los espacios interiores y no requieren mantenimiento. ¿A que mola?











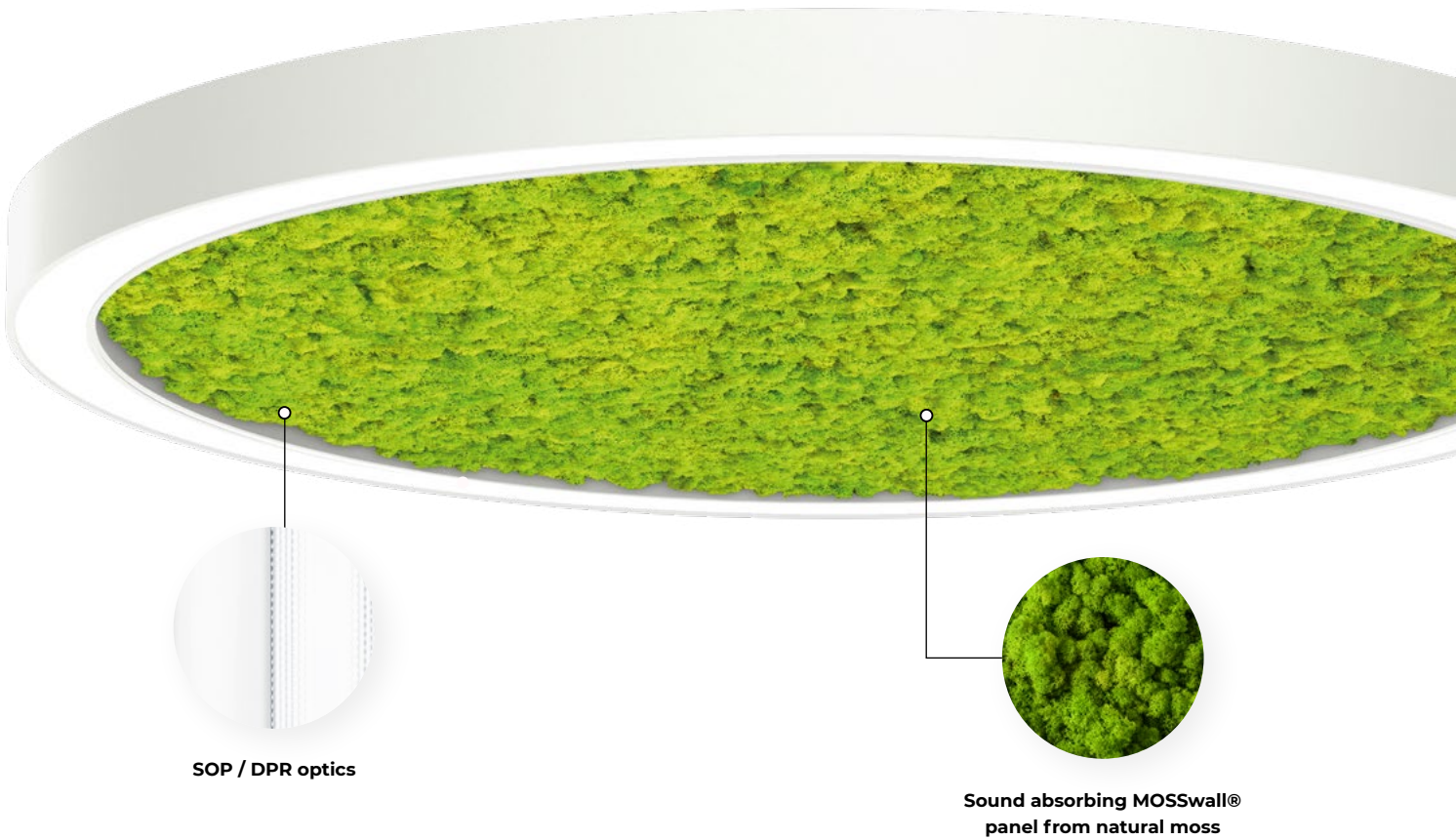












SOP / DPR optics

Sound absorbing MOSSwall® panel from natural moss

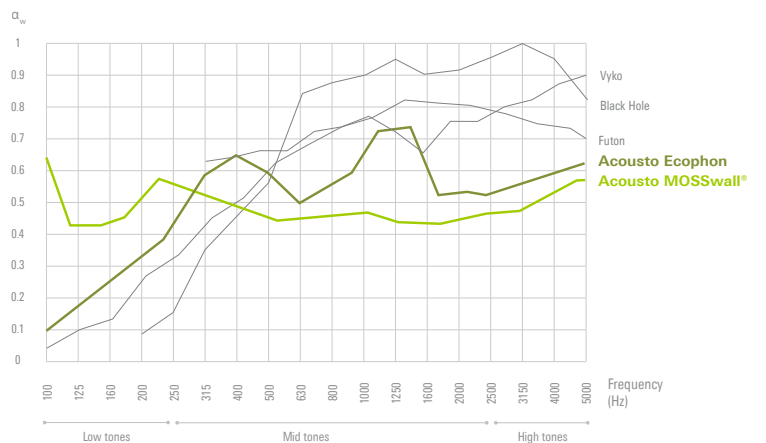


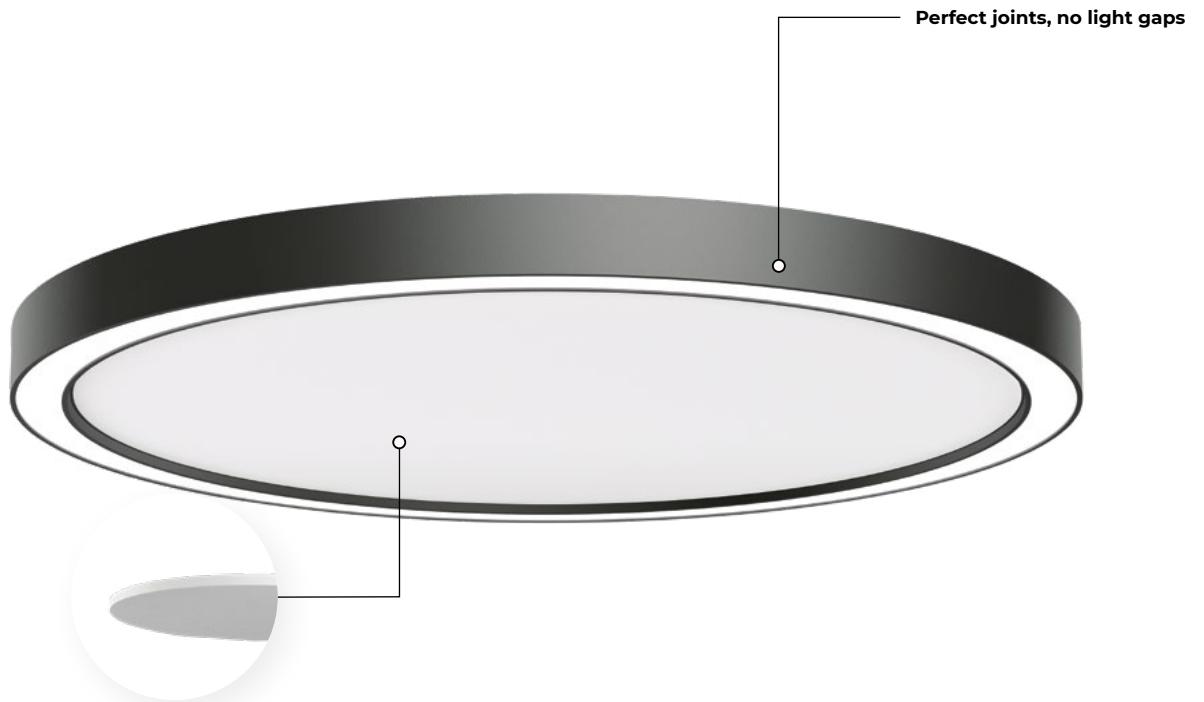
## A glimpse of nature

MOSSwall® is produced from a natural lichen by using a 100% ecological application. It requires a 40 - 50% relative humidity level and does not appreciate direct sunlight. If the humidity drops below 40%, the lichens crystallize and dries, signalling the atmospheric change. It's 100 % maintenance-free and certified as fire-resistant. MOSSwall® panel has a 3-year warranty.

## Great sound absorption

Acousto features A-class sound absorption. Measurements show that MOSSwall® absorbs lower frequencies better, while Ecophon™ has better performance with speech frequencies.

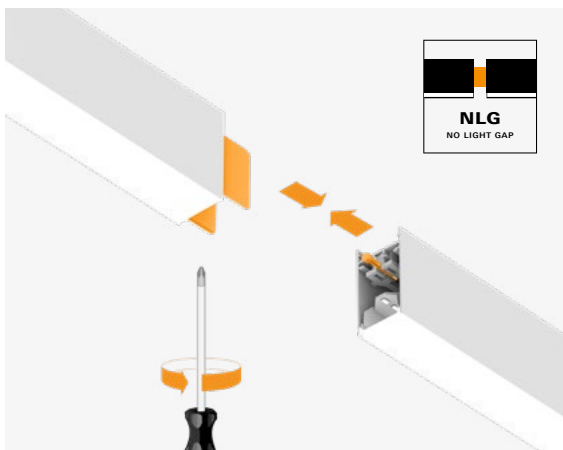





Sound absorbing panel from Ecophon

## Your open office luminaire

Think about Acousto when planning an open office with lots of high frequency noises, like phone ringing.



## Perfect joints, no light gaps

With an innovative twist and lock joint element, the assembly between two modules is now quick and easy, and the profiles are strongly connected with no risk of bending. The light has absolutely no possibilities to escape.




# Acousto

## Technical Overview



### MOSSWALL®



### ECOPHON

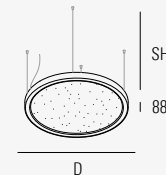
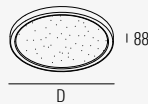
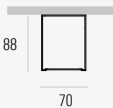


#### ROUND C/S Ceiling / Suspended

#### ROUND SDI Suspended Direct / Indirect



<b>Acoustic panel type</b>	MOSSwall® / Ecophon	MOSSwall® / Ecophon
<b>Luminaire luminous flux</b>	2600 - 107900 lm	5300 - 21800 lm
<b>Light distribution</b>	Direct	Direct / Indirect
<b>Optics</b>	SOP, DPR	SOP, DPR
<b>Led colour</b>	827, 830, 835, 840, 930, 940	827, 830, 835, 840, 930, 940
<b>Dynamic illumination</b>	Tunable white 2700 - 6500K	Tunable white 2700 - 6500K
<b>Driver</b>	Casambi, DALI, FO	Casambi, DALI, FO, TD
<b>Colour</b>	<b>1</b> <b>2</b> <b>B</b> <b>D</b>	<b>1</b> <b>2</b> <b>B</b> <b>D</b>
<b>MOSSwall® colour</b>		
<b>Sound absorbing surface</b>	0,5 / 1,1 m <sup>2</sup> (C), 1,0 / 2,2 m <sup>2</sup> (S)	1,0 / 2,2 m <sup>2</sup>
<b>Dimensions</b>	D (mm): 950, 1350	D (mm): 950, 1350 SH (mm): 1500, 3000, 5000







GR0 CASAMBI



**Light source:** High-flux PCB LED modules, mid-power SMD LED, CRI>80/90, MacAdam≤2, 50.000h L90 B10 at 35°C. **Optic:** Satin opal diffuser (SOP) or soft-light prismatic optics (DPR) from polycarbonate for direct light. Satin opal polycarbonate diffuser (SOP) for indirect light. **Body:** Extruded aluminium curved profile, powder coated with acoustic Ecophon or MOSSwall® central plate. **Ceiling cup:** For suspended versions, the ceiling cup and suspension set must be ordered separately. Find out more on the technical pages or online product configurator. **Control gear:** Integrated highly-efficient driver with fixed output (FO) or dimmable (DALI-TD, Casambi). Optional separate switching for direct / indirect versions. **Power supply:** 230V 50Hz.

**Lichtsystem:** High-flux PCB LED modules, mid-power SMD LED, CRI>80/90, MacAdam≤2, 50.000h L90 B10 bei 35°C. **Optisches System:** Opal satiniertes Diffusor (SOP) oder Diamantprismenabdeckung (DPR) aus Polycarbonat für Direktlicht. Opal satiniertes Polycarbonatdiffusor (SOP) für Indirektlicht. **Leuchtenkörper:** Extrudiertes Aluminiumprofil gebogen, pulverbeschichtet mit zentraler Ecophon Akustikscheibe oder MOSSwall® Scheibe. **Deckenbaldachin:** Im Fall von hängenden Versionen, müssen die Deckenhalterung und das Aufhängungsset separat bestellt werden. Erfahren Sie mehr dazu auf den technischen Seiten oder online im Produktkonfigurator. **Elektrische Ausführung:** Integrierter hocheffizienter Treiber mit Fix-Output (FO) oder dimmbar (DALI-TD, Casambi). Optional getrennte Schaltung für direkte/indirekte Versionen. **Netzspannung:** 230V 50Hz.



### SQUARE C/S

Ceiling / Suspended

MOSSwall® / Ecophon

4800 - 13900 lm

Direct

SOP, DPR

827, 830, 835, 840, 930, 940

Tunable white 2700 - 6500K

Casambi, DALI, FO



1,4 m<sup>2</sup> (C), 2,8 m<sup>2</sup> (S)

### SQUARE SDI

Suspended Direct / Indirect

MOSSwall® / Ecophon

9250 - 26100 lm

Direct / Indirect

SOP, DPR

827, 830, 835, 840, 930, 940

Tunable white 2700 - 6500K

Casambi, DALI, FO, TD



2,8 m<sup>2</sup>

SH (mm): 1500, 3000, 5000



### RECTANGULAR C/S, SDI

Ceiling / Suspended / Suspended Direct / Indirect

Ecophon

7000 - 20300 lm (C/S), 12500 - 34300 lm (SDI)

Direct / Indirect

SOP, DPR

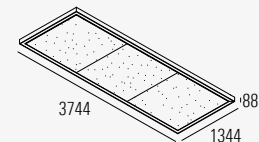
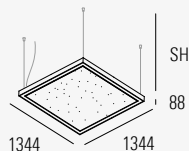
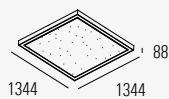
827, 830, 835, 840, 930, 940

Tunable white 2700 - 6500K

Casambi, DALI, FO



4,3 m<sup>2</sup> (C), 8,6 m<sup>2</sup> (S, SDI)



**Fuente de luz:** Módulos led PCB de alta intensidad, SMD led de potencia media, CRI>80/90, MacAdam≤2, 50 000 h L90 B10 a 35°C. **Óptica:** Difusor de ópalo satinado (SOP) u óptica de prismático con iluminación suave (DPR) de policarbonato para una iluminación directa. Difusor de policarbonato de ópalo satinado (SOP) para iluminación indirecta. **Cuerpo:** Perfil curvado de aluminio extruido, pintado en polvo con panel central acústico Ecophon or MOSSwall®. **Florón:** Para las versiones suspendidas, el florón y el juego de suspensión deben pedirse por separado. Encontrará más información en las páginas técnicas o en el configurador de productos en línea. **Equipo:** Driver altamente eficiente integrado con salida fija (FO) o regulable (DALI-TD, Casambi). Conmutación separada opcional para las versiones directa/indirecta. **Fuente de alimentación:** 230V 50Hz.



BY CHICAGO ATHENAEUM



DESIGN PLUS

powered by light+building



red dot design award  
winner

# Tracker

Goes with the flow

## Created to create

Tracker is made to track the fluid architecture and is by far our most adjustable trim-less luminaire when it comes to shapes.

Tracker is the first luminaire to go beyond horizontal movement and introduce endless possibilities to follow vertical lines in the space as well. With its ability to adapt to wall or ceiling radius (+/-500 mm), Tracker can vary from bold and artistic to a luminaire that discreetly blends in and supports the creativity of the architect or lighting designer. And it's not only about its clean looks; it's also about the hidden logic of this luminaire, as it fits perfectly with standard construction elements.

## Erschaffen, um zu erschaffen

Tracker wurde konzipiert, um Architekturformen fließend folgen zu können und ist unter unseren randlosen Leuchten diejenige, die sich am kreativsten und freisten einsetzen lässt.

Tracker ist die erste Leuchte, die über die horizontale Bewegung hinausgeht. Sie präsentiert endlose Möglichkeiten, auch vertikalen Linien im Raum zu folgen. Mit ihrer Fähigkeit, sich an Wand- oder Deckenverhältnisse (+/-500 mm) anzupassen, kann Tracker sowohl gewagt und künstlerisch gestaltend eingesetzt werden, als auch diskret die Kreativität des Architekten oder des Lichtplaners unterstützen. Es geht bei dieser Leuchte nicht nur um ihren glatten Look, sondern auch um die versteckte Logik dieser Leuchte, da sie perfekt zu den standardisierten Bauteilen passt.

## Creada para crear

Tracker está hecha para adaptarse a la arquitectura fluida y es, de lejos, nuestra luminaria empotrada más ajustable en lo que se refiere a las formas.

Tracker es la primera luminaria que va más allá del movimiento horizontal y presenta un sinfín de posibilidades para seguir también las líneas verticales en el espacio. Con su capacidad para adaptar la relación a pared o techo (+/-500 mm), Tracker varía de atrevida y artística a una luminaria que se fusiona con discreción con el ambiente y promueve la creatividad del arquitecto o diseñador de iluminación. No solo se tiene en cuenta su apariencia depurada, también la lógica oculta de esta luminaria, ya que combina perfectamente con los elementos de construcción estándar.


































Tracker LR 45°, 90°

## Bending with the ceiling

Tracker UD (up/down) is made to track the fluid architecture. It literally bends with the ceiling to track different ceiling radius and adapts to both, concave and convex surfaces.

Tracker UD

### MAIN FEATURES



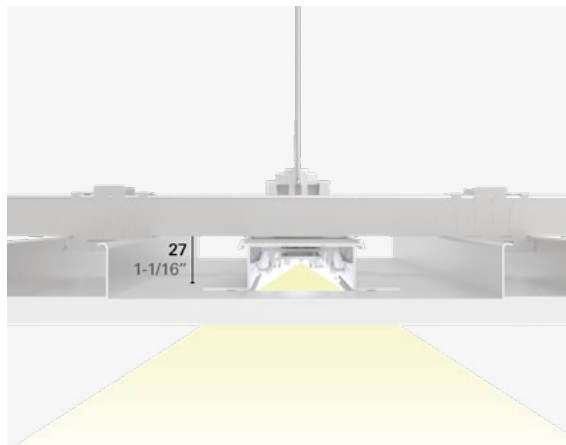
## Strong and reliable

High light output, superb light quality and durability make this product more than a decorative element in the space. It's made to last.

## Goes under the primary ceiling construction

Tracker fits perfectly with standard construction elements. Cutting primary ceiling profiles is not necessary due to the product height.

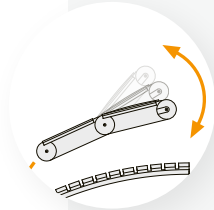
Plaster thickness (mm): 12,5 / 15,8 / 25






**Multi-functional suspender set**

Hang the luminaire housing on primary ceiling profiles or suspend them.



**UD modules**

Adapts to wall or ceiling ratios (+/-500 mm)



**PCB chain**

Flexible to adapt to different radii or curves

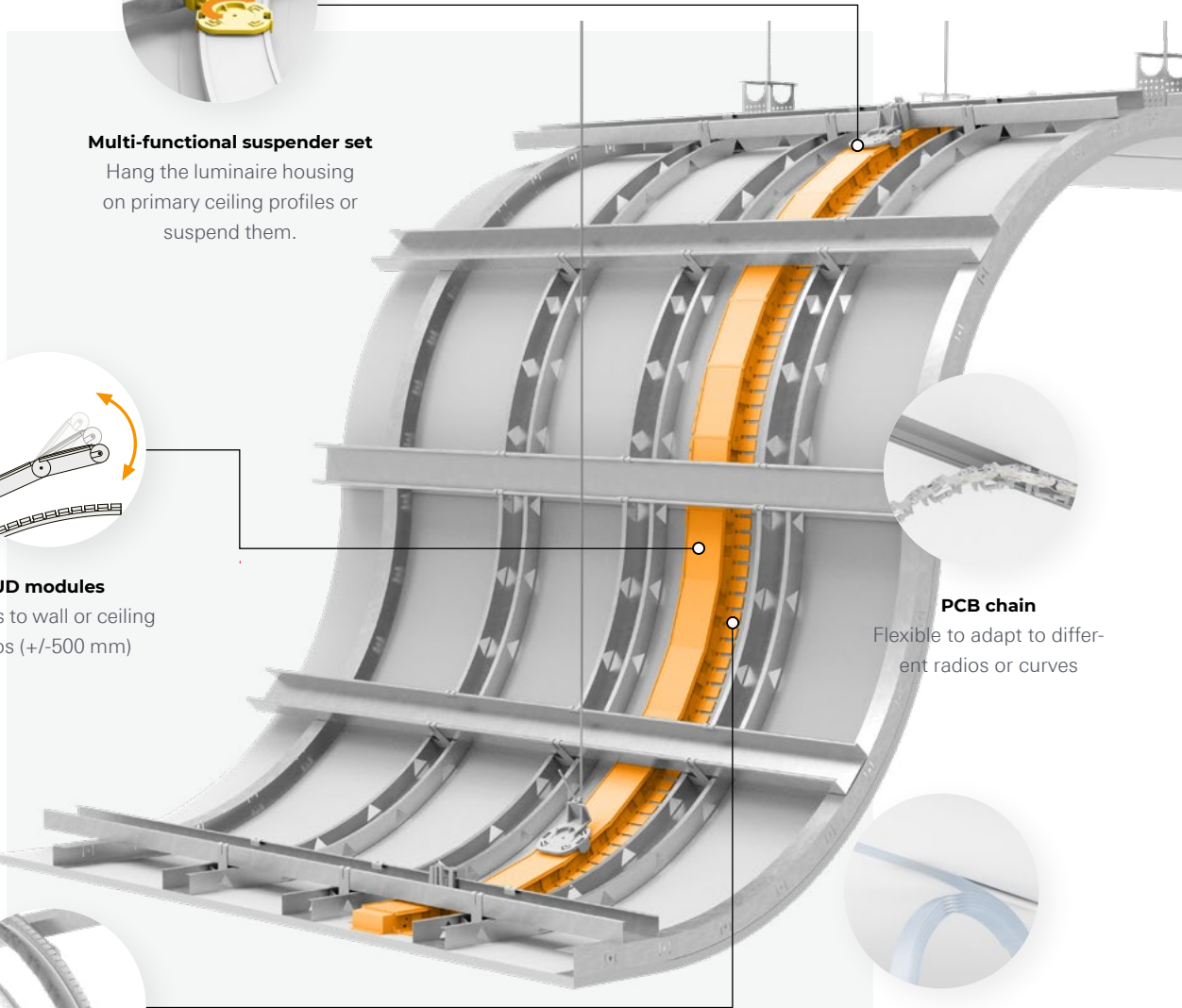


**UD side profile**

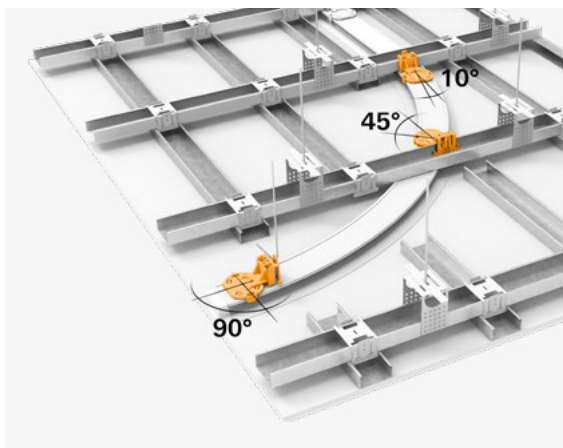
Strengthens the form to fit to ceiling radius



**SOP / DPR diffuser in a reel for LN and UD versions**



Watch the video




**Simple installation**

The installation of linear and curved modules is simple due to innovative installation tools and product construction. Cutting the primary ceiling profiles is not required, so it does not weaken the ceiling load capacity.

# Tracker

## Technical Overview



**RI LN**  
Linear

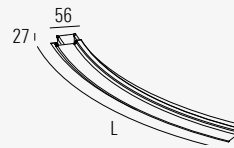
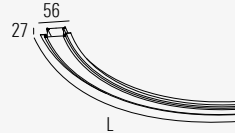
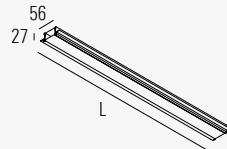


**RI LR 45° / 90°**  
Curved left/right



**RI UD**  
Up/down

<b>Luminaire luminous flux/m*</b>	1700 lm/m, 2400 lm/m	1700 lm/m, 2400 lm/m	1700 lm/m, 2400 lm/m
<b>Optics</b>	Diffuser in a reel SOP, DPR	SOP, DPR	Diffuser in a reel SOP, DPR
<b>Led colour</b>	827, 830, 840, 930, 940	827, 830, 840, 930, 940	827, 830, 840, 930, 940
<b>Driver</b>	Casambi, DALI, FO (24V remote)	Casambi, DALI, FO (24V remote)	Casambi, DALI, FO (24V remote)
<b>Colour</b>	1	1	1
<b>Dimensions</b>	L (mm): 950 - 3040	L (mm): 1140 - 3040 R (mm) 726 - 3871	L (mm): 950, 4750 R min/max (mm): 500



\* Data refer to 840 LED colour, SOP diffuser

**IC** Design the system with  
**intraConstructorPRO**



GRO

CASAMBI



**Light source:** High-flux PCB LED modules, mid-power SMD LED, CRI>80/90, MacAdam≤2.5, 50.000h L80 B10 at 35°C. **Optic:** Satin opal polycarbonate diffuser (SOP), Soft-light prismatic PMMA diffuser (DPR). **Body:** Flexible polycarbonate module with construction profile holders and curved aluminium side profile. **Control gear:** Constant voltage driver - order separately. **Power supply:** 24V DC.

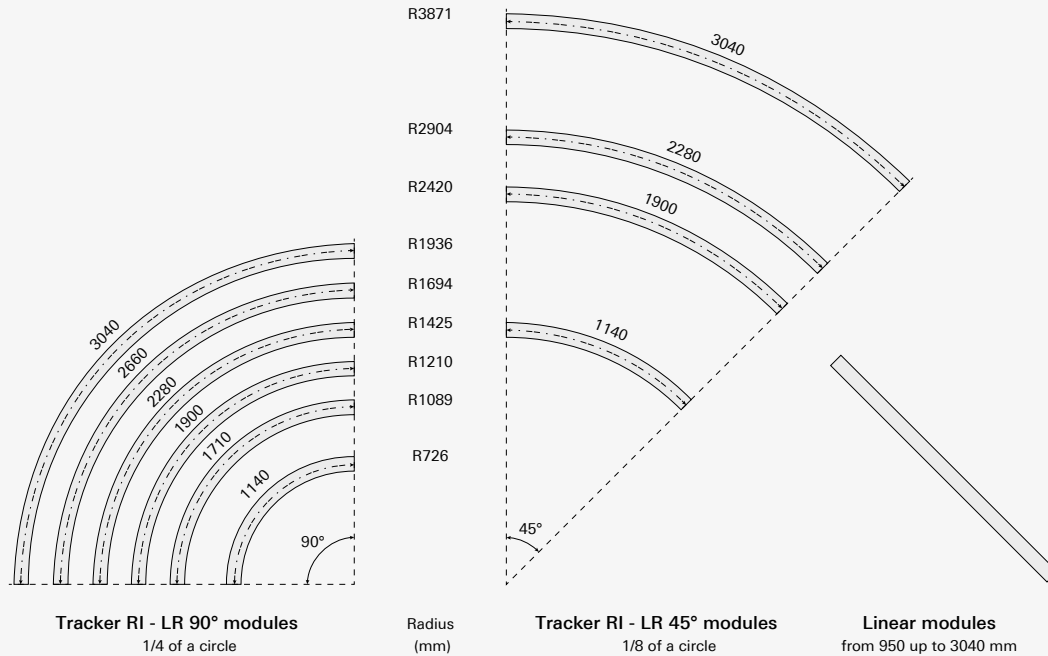
**Lichtsystem:** High-flux PCB LED modules, mid-power SMD LED, CRI>80/90, MacAdam≤2.5, 50.000h L80 B10 bei 35°C. **Optisches System:** Opal satiniertes Diffusor Polycarbonat (SOP), Diamantprismenabdeckung PMMA (DPR). **Leuchtenkörper:** Flexibles Modul aus Polycarbonat mit Halterungen für Trockenbauprofil und seitlichem, gebogenen Aluminiumprofil. **Elektrische Ausführung:** Konstantspannung Treiber - separat bestellen. **Netzspannung:** 24V DC.

**Fuente de luz:** Módulos led PCB de alta intensidad, SMD led de potencia media, CRI>80/90, MacAdam≤2,5, 50.000 h L80 B10 a 35°C. **Óptica:** Difusor de polycarbonato opal satinado (SOP), Difusor Soft-light prismatic PMMA (DPR). **Cuerpo:** Módulo de polycarbonato flexible con soportes constructivos de los perfiles y lateral del perfil en aluminio curvado. **Equipo:** Driver de voltaje constante - pedir por separado. **Fuente de alimentación:** 24V DC.



## Wide choice of standard modules

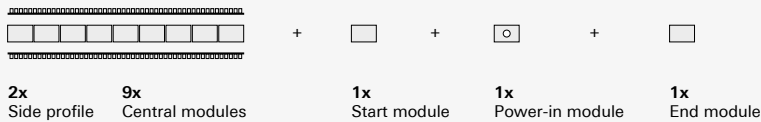
Create your perfect light composition with a variety of standard light modules that give you freedom to combine them together in a different way.



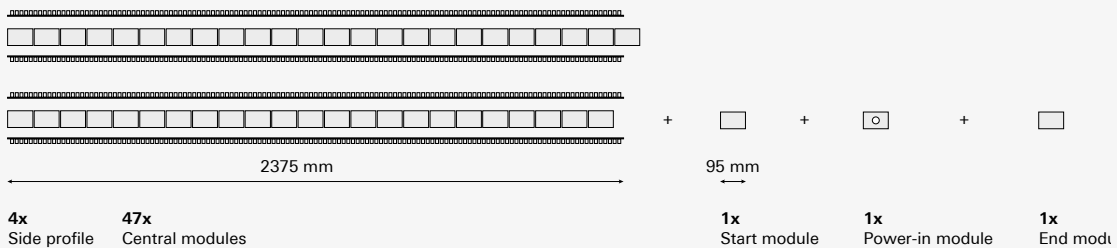
## Tracker UD modules


Select from two standard lengths. Each module can be easily replaced, connected together or removed in case you need a shorter length.

950 mm length includes:



4750 mm length includes:





# Sword

Power comes with size

## Bigger the scale, bigger the challenge

Size matters. Sword is a powerful luminaire, appropriate for high ceilings or situations where you need a bigger size profile when defining a space. It offers a uniform general illumination that is simply efficient.

It's flexible and modular in its possibilities, available as a single luminaire or as a lighting system that allows different options. Upgrades can include tracks, up light or longer lines.

## Je größer der Maßstab, umso größer die Herausforderung

Es kommt auf die Größe an. Sword ist eine starke Leuchte, die für hohe Decken oder Situationen geeignet ist, in denen Sie eine größere Leuchte benötigen, um einen Raum zu definieren. Sword bietet eine gleichmäßige Beleuchtung, die einfach wirkungsvoll ist.

Sie ist flexibel und modular in ihren Möglichkeiten; erhältlich als einzelne Leuchte oder als Beleuchtungssystem, welches verschiedene Optionen ermöglicht. Upgrades können Tracks, Uplight oder längere Systeme beinhalten.

## Cuanto mayor es la escala, mayor es el reto

El tamaño importa. Sword es una luminaria potente, perfecta para techos altos o para situaciones en las que necesita un perfil mayor al definir el espacio. Ofrece una iluminación general uniforme que es sencillamente eficiente.

Flexible y modular, posee muchas posibilidades y está disponible como luminaria individual o como sistema de iluminación que le permite diferentes opciones. Puede enriquecer el sistema con carriles, luz superior o líneas más largas.

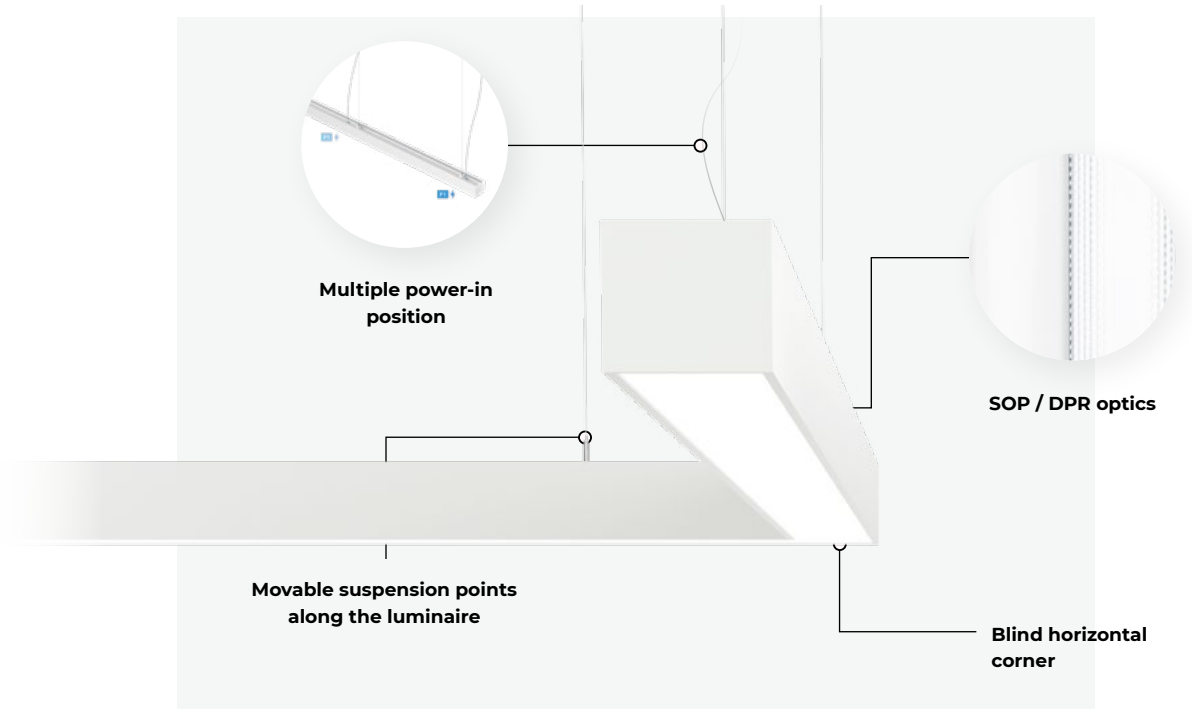




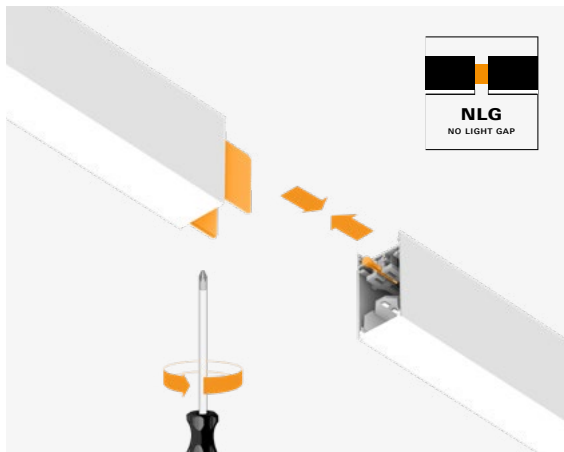








**MAIN FEATURES**

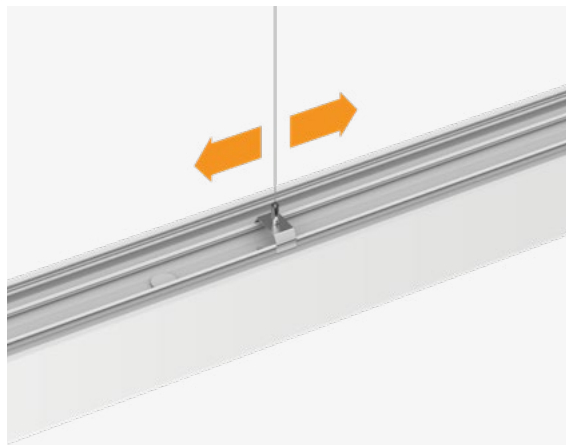


**Perfect joints,  
no light gaps**

With an innovative twist and lock joint element, the assembly between two modules is now quick and easy, and the profiles are strongly connected with no risk of bending. The light has absolutely no possibilities to escape.

**Movable  
suspension points**


The suspension can be moved along the luminaire to ensure optimal mounting on your ceiling. Only one suspension per joint is needed instead of two. In case of indirect illumination movement is limited.





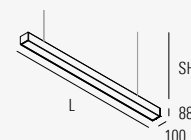
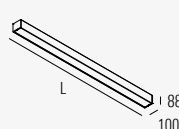
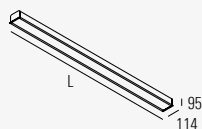
# Sword

## Technical Overview



	<b>RV</b> Recessed visible trim	<b>C/S</b> Ceiling / Suspended	<b>SDI</b> Suspended Direct / Indirect 
<b>Luminaire luminous flux/m</b>	1650 - 4300 lm/m	1650 - 4300 lm/m	2150 - 5900 lm/m
<b>Light distribution</b>	Direct	Direct	Direct / Indirect
<b>Optics</b>	SOP, DPR	SOP, DPR	SOP, DPR
<b>Led colour</b>	827, 830, 835, 840, 930, 940	827, 830, 835, 840, 930, 940	827, 830, 835, 840, 930, 940
<b>Dynamic illumination</b>	Tunable white 2700 - 6500K	Tunable white 2700 - 6500K	Tunable white 2700 - 6500K
<b>Driver</b>	Casambi, DALI, FO	Casambi, DALI, FO	Casambi, DALI, FO
<b>Emergency kit</b>	EM 1h / 3h	EM 1h / 3h	EM 1h / 3h
<b>Colour</b>	<b>1</b> <b>2</b>	<b>1</b> <b>2</b>	<b>1</b> <b>2</b>


<b>Dimensions</b>	RV	C/S	SDI
	L (mm): 584 - 3104	L (mm): 576 - 3096	L (mm): 842 - 3096 SH (mm): 1500, 3000, 5000



**Light source:** High-flux PCB LED modules, mid-power SMD LED, CRI>80/90, MacAdam≤2, 50.000h L90 B10 at 35°C. **Optic:** Satin opal diffuser (SOP) or soft-light prismatic optics (DPR) from polycarbonate for direct light. Satin opal polycarbonate diffuser (SOP) for indirect light. **Body:** Extruded aluminium profile, powder coated. **Ceiling cup:** For suspended versions, the ceiling cup and suspension set must be ordered separately. Find out more on the technical pages or online product configurator. **Control gear:** Integrated highly-efficient driver with fixed output (FO) or dimmable (DALI-TD, Casambi). Optional separate switching for direct / indirect versions. **Emergency:** Emergency kit version with autonomy 1h or 3h. **Power supply:** 230V 50Hz.

**Lichtsystem:** High-flux PCB LED modules, mid-power SMD LED, CRI>80/90, MacAdam≤2, 50.000h L90 B10 bei 35°C. **Optisches System:** Opal satiniertes Diffusor (SOP) oder Diamantprismenabdeckung (DPR) aus Polycarbonat für Direktlicht. Opal satiniertes Polycarbonatdiffusor (SOP) für Indirektlicht. **Leuchtenkörper:** Profil aus extrudiertem Aluminium, pulverbeschichtet. **Deckenbaldachin:** Im Fall von hängenden Versionen, müssen die Deckenhalterung und das Aufhängungsset separat bestellt werden. Erfahren Sie mehr dazu auf den technischen Seiten oder online im Produktkonfigurator. **Elektrische Ausführung:** Integrierter hocheffizienter Treiber mit Fix-Output (FO) oder dimmbar (DALI-TD, Casambi). Optional getrennte Schaltung für direkte/indirekte Versionen. **Notlicht:** Notlichtbaustein mit 1h oder 3h Batterie. **Netzspannung:** 230V 50Hz.

**Fuente de luz:** Módulos led PCB de alta intensidad, SMD led de potencia media, CRI>80/90, MacAdam≤2, 50 000 h L90 B10 a 35°C. **Óptica:** Difusor de ópalo satinado (SOP) u óptica de prismático con iluminación suave (DPR) de polycarbonato para una iluminación directa. Difusor de polycarbonato de ópalo satinado (SOP) para iluminación indirecta. **Cuerpo:** Perfil de aluminio extruido, recubierto con pintura en polvo. **Florón:** Para las versiones suspendidas, el florón y el juego de suspensión deben pedirse por separado. Encontrará más información en las páginas técnicas o en el configurador de productos en línea. **Equipo:** Driver altamente eficiente integrado con salida fija (FO) o regulable (DALI-TD, Casambi). Conmutación separada opcional para las versiones directa/indirecta. **Emergencia:** Versiones con kit de emergencia con autonomía de 1 ó 3 horas. **Fuente de alimentación:** 230V 50Hz.



# Cut

Hides everything

## Ceilings love it

And Cut loves ceilings. Especially those of large classy stores where you really want your products to stand out and at the same time, to hide everything else.

Cut provides a clear and elegant solution with the possibility to integrate everything into it. From flexible spots and linear luminaires to cameras and loudspeakers. It gives maximum modularity, and leaves your ceiling clean and your customer's attention focused.

## Zimmerdecken lieben sie

Und die Cut liebt Zimmerdecken. Besonders die in großen, stilvollen Geschäften, in denen Sie wirklich Ihr Produkt hervorheben und gleichzeitig alles andere verstecken möchten.

Die Cut bietet eine klare und elegante Lösung mit der Möglichkeit, alles darin zu integrieren. Von flexiblen Strahlern und linearen Leuchten, bis hin zu Kameras und Lautsprechern. Sie bietet maximale Modularität und hält Ihre Decke rein und die Aufmerksamkeit Ihrer Kunden fokussiert.

## A los falsos techos les encanta

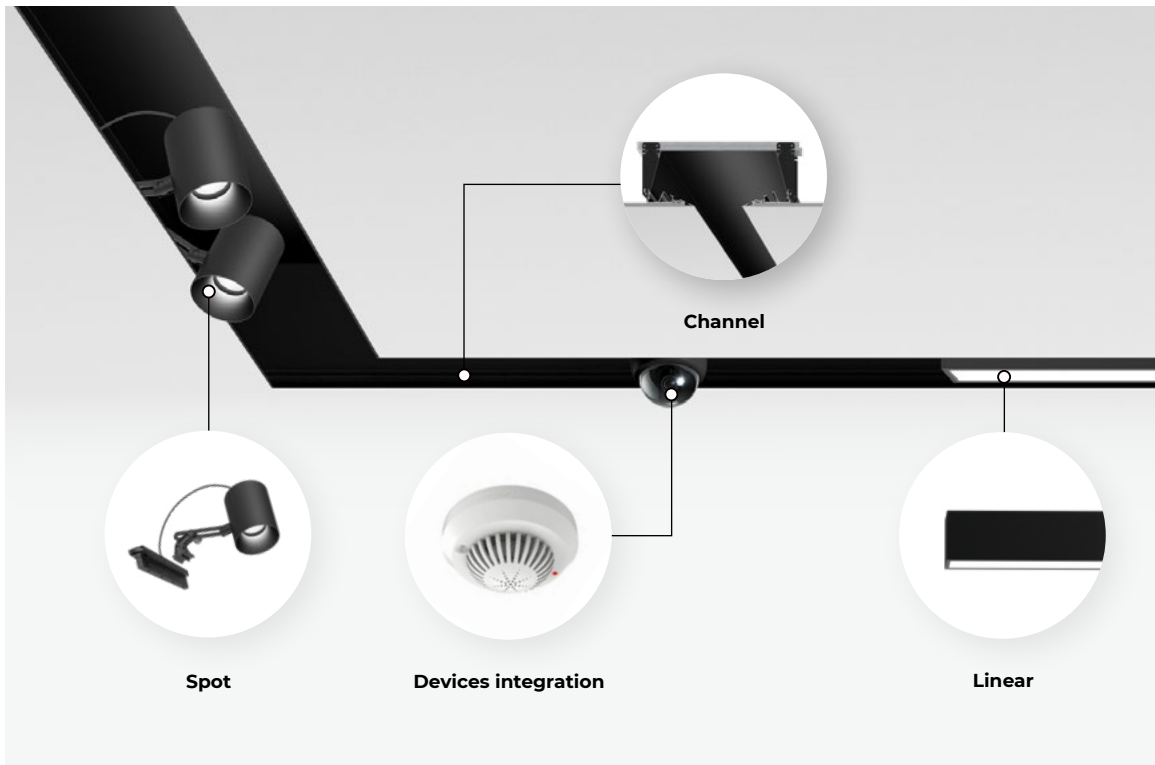
Y a Cut le encantan los falsos techos. Especialmente los de los centros comerciales con clase en los que quiere que sus productos destaquen y, al mismo tiempo, ocultar todo lo demás.

Cut ofrece una solución clara y elegante con la posibilidad de integrarlo todo. Desde focos flexibles y luminarias lineales hasta cámaras y altavoces. Le brinda la máxima modularidad, crea techos limpios y centra la atención de sus clientes.









MAIN FEATURES




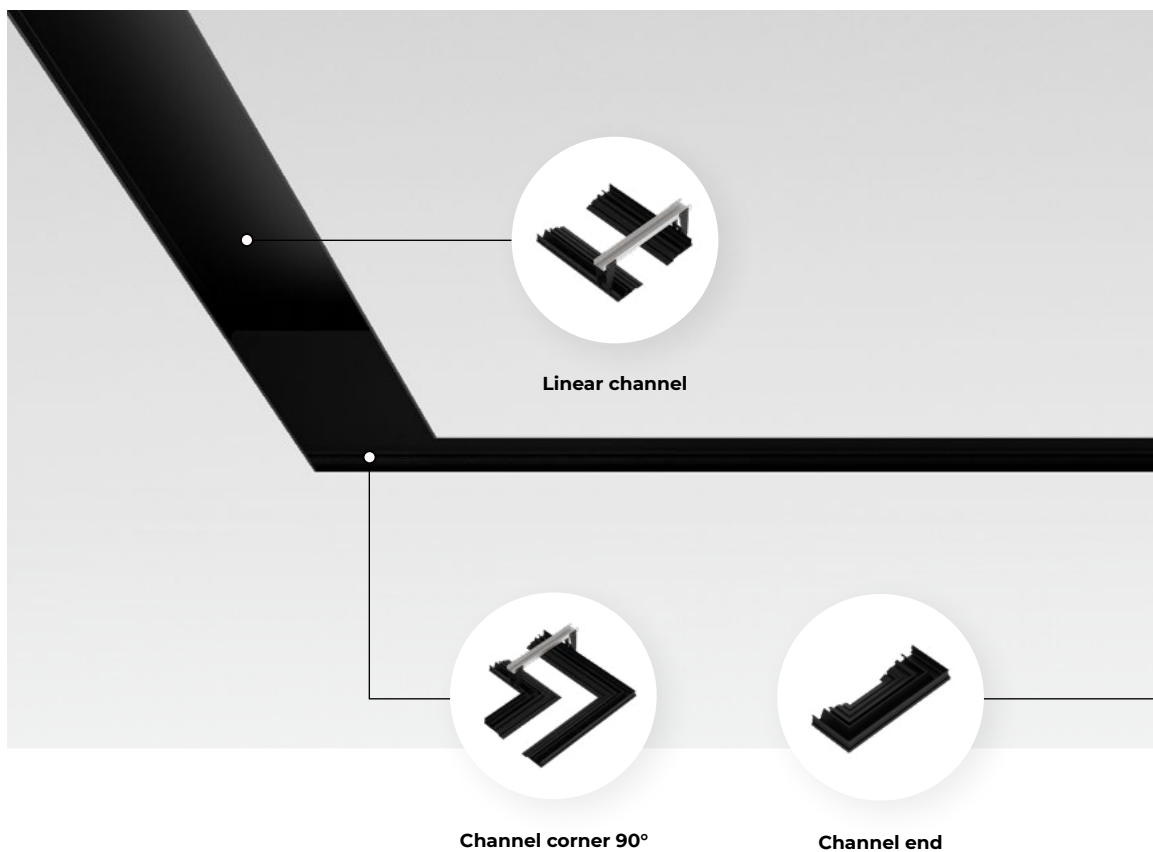
**Double-sided channel**

Use the double channel for situations when you want a clean ceiling, and hide all the different (light) modules inside the channel. There will be no more unaesthetic installations everywhere but a clean, flexible, and multifunctional system that connects everything.

**Single-sided channel**

Mount the single profile or right beside the wall or when you want to finish the plaster ceiling edges nicely and have the possibility to illuminate the space with a flexible spot. It is an excellent solution for areas that combine open and suspended ceilings.


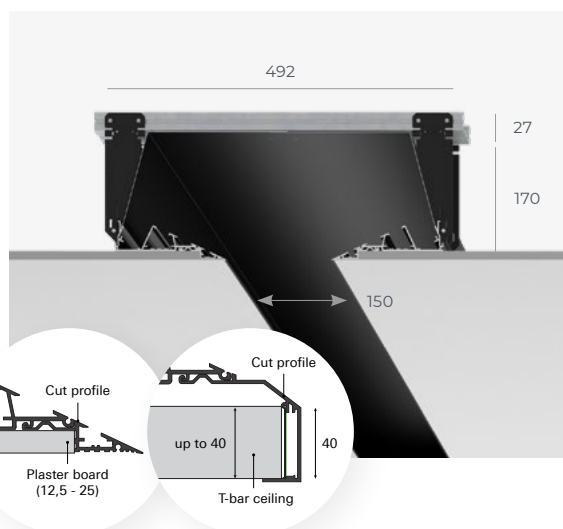




## Fits to different ceiling types

Suitable for:

- Plasterboard ceiling (12,5; 15,8 and 25 mm)
- T-bar ceilings with different acoustic plates (up to 40 mm)

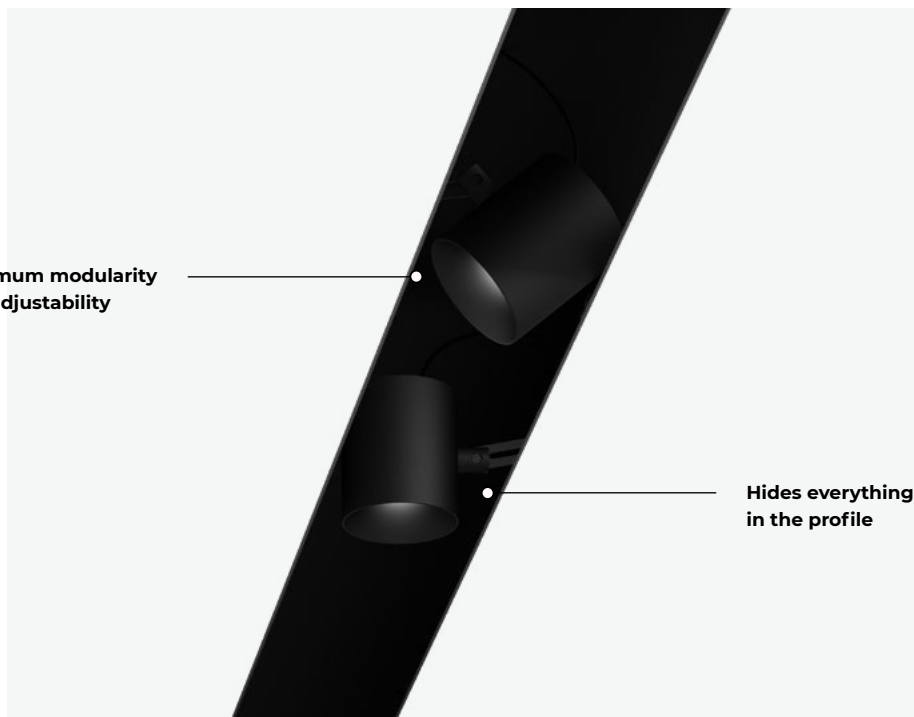


## Uniform illumination

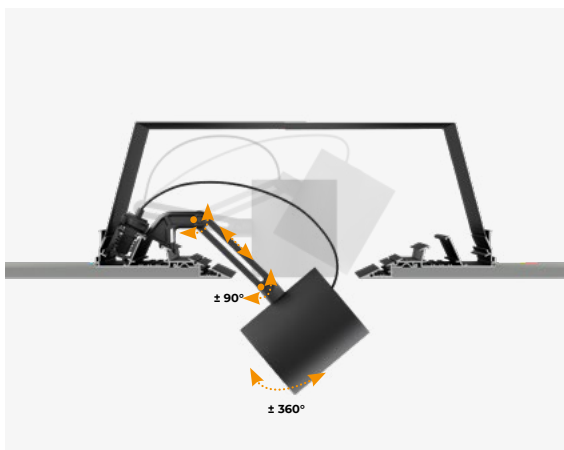
Whenever you need a high quality uniform illumination, linear light modules are the right choice.



**Maximum modularity and adjustability**



**Hides everything in the profile**



## Maximum flexibility

You can adjust the spots in all directions. Besides the spotlight itself, the set also includes a console fastening mechanism, a track adapter with an integrated FO/DALI driver and a cable in between.

## Move the spot, not the track

The track can be mounted on both sides of the channel and allows connection of modules from both sides.



# Cut

## Technical Overview



PROFILE TYPE



**RI**  
Recessed trim-less

150

TECH. SPECS

CHANNEL TYPE	MODULES	LENGTH (L)
Double, Single	Linear, corner 90°, end	1000 - 3000 mm

COLOUR



BK



≥ 95 %

GR0

GR1

CASAMBI



WARRANTY



Recessed trim-less extruded aluminium profile system with integrated 230V track for power supply. Channel cover made from steel sheet, powder coated. Wide range of light insets and accessories (linear, spot) with integrated fixed output (FO) or dimmable driver (DALI-TD, Casambi).

Eingelassenes rahmenloses extrudiertes Aluminiumprofil-System mit integrierter 230V-Schiene für die Stromversorgung. Kanalabdeckung aus Stahlblech, pulverbeschichtet. Breite Spanne von Lichteinsätzen und Zubehör (linear, Spot) mit integriertem Fix-Output (FO) oder dimmbarem Treiber (DALI-TD, Casambi).

Sistema de perfil de aluminio extruido empotrado con carril de 230 V integrado para la fuente de alimentación. Recubrimiento del canal de chapa de acero, recubrimiento con pintura en polvo. Extensa gama de luces acoplables y accesorios (lineal, foco) con salida fija (FO) integrada o driver regulable (DALI-TD, Casambi).

## Channel



### Linear channel

**Dimensions:** 1000, 2000, 3000 mm



### Channel end

**Dimensions:** 462, 170 mm



### Channel corner 90°

**Dimensions:** 600x600 mm



### Channel cover

**Dimensions:** 462, 170 mm

## Spot insets



### Pipes Cut TRS

**Luminaire luminous flux:** 720 - 3400 lm

**Beam angle:** 15°, 30°, 36°, 56° (PRO); 30°, 40°, 60° (DECO)

**LED colour:** 830, 835, 840, 927, 930, 940

**Driver:** FO, DALI



### Track

**Length:** 1000 - 3000 mm

3 phase track with DALI line

## Linear insets



### Gyon C

**Luminaire luminous flux/m:** 800 - 2880 lm/m

**Module length:** 800 - 2880 lm/m

**Optic:** SOP, DPR, HMP, LDP (UGR<19), AS

**LED colour:** 827, 830, 835, 840, 930, 940

**Driver:** Casambi, DALI, FO



### Sword C

**Luminaire luminous flux/m:** 1670 - 4250 lm/m

**Module length:** 1670 - 4250 lm/m

**Optic:** SOP, DPR

**LED colour:** 827, 830, 835, 840, 930, 940

**Driver:** Casambi, DALI, FO

## Device holders





### Holder

Security camera holder

Fire sensor holder

Ceiling speaker holder







# Edge

Light graphics

## Push your ideas over the edge

Create graphics with light or soften your edges with a luminaire that offers an effect of pure light, without really seeing the product.

Edge can be discreetly blended into your ceiling or wall, and at the same time provide uniform and controlled illumination. It comes in dimensions that fit your plaster ceiling like a glove and focus attention just where it needs to be. It's a luminaire that brings your space to life.

Go straight to the Edge if you plan a hotel lobby, corridors or representative spaces to create an atmosphere; use it in pubs, bars and restaurants to elevate the mood or simply light up signalisation that cannot be ignored.

## Bringen Sie Ihre Ideen ganz nach vorne

Erschafft Grafiken aus Licht oder lasst die Grenzen Eurer Wohnräume durch den Effekt reinen Lichts weicher erscheinen, ohne dass ein Leuchtkörper sichtbar ist.

Die Edge kann diskret in Decken oder Wände integriert werden und bietet Euch eine gleichmäßige und kontrollierte Beleuchtung.

Für die unterschiedlichsten Ansprüche gibt es die jeweils passende Größe, so dass der Raumfokus stets dorthin gelenkt werden kann, wo Ihr ihn haben möchtet. Die Edge belebt jeden Raum ganz nach Euren Wünschen.

Die Edge ist die richtige Wahl, wenn Ihr eine Hotelhalle, Flure oder repräsentative Räume plant und eine besondere Atmosphäre schaffen möchtet; verwendet die Leuchte in Clubs, Bars und Restaurants, um die Stimmung zu heben oder einfach um Hinweise zu beleuchten, die nicht ignoriert werden dürfen.

## Lleva tus ideas al límite

Crea diseños con luz o suaviza los bordes con una luminaria que ofrece un efecto de luz total sin que realmente veas el producto.

Edge se puede fusionar fácilmente con el techo o la pared y, al mismo tiempo, ofrece una iluminación uniforme y controlada. Sus dimensiones hacen que se ajuste como un guante al techo de yeso, para centrar la atención donde quieras. Esta luminaria le da vida a tu espacio.

Ve directamente a Edge si lo que diseñas es el vestíbulo de un hotel, pasillos o espacios representativos para crear una atmósfera; úsala en pubs, bares y restaurantes para mejorar el ambiente o para iluminar señales que no quieres que se ignoren.









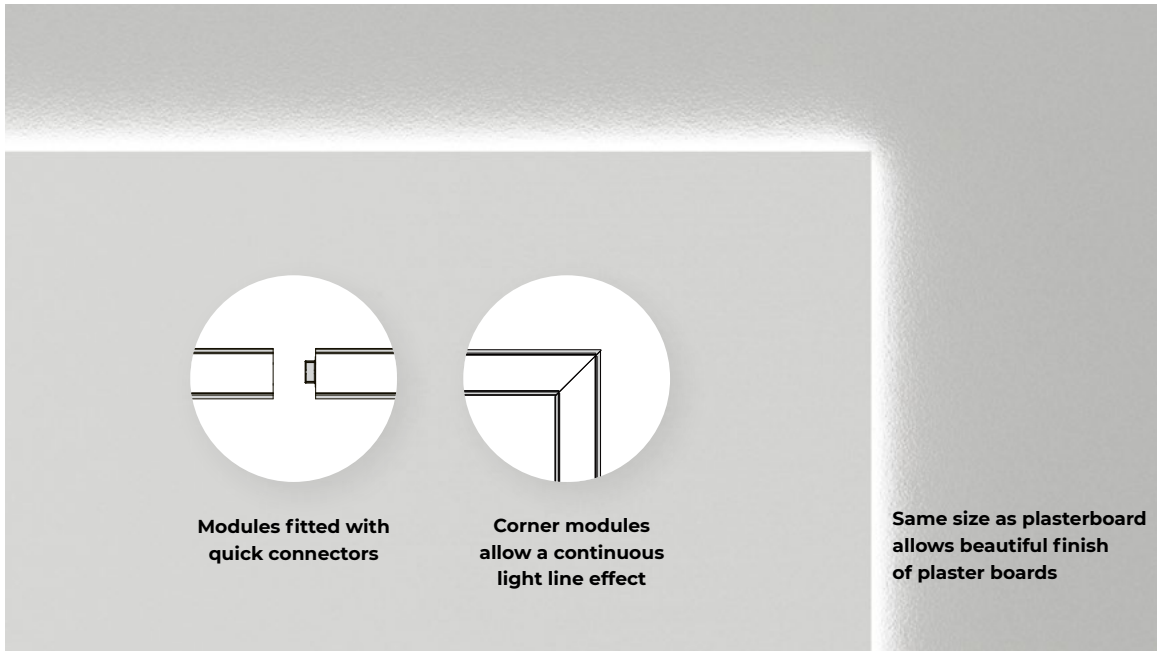




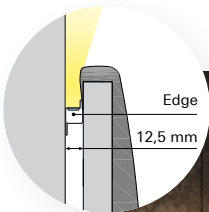








MAIN FEATURES

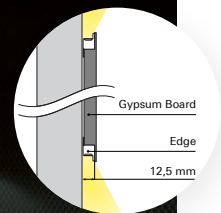


**Create the atmosphere**

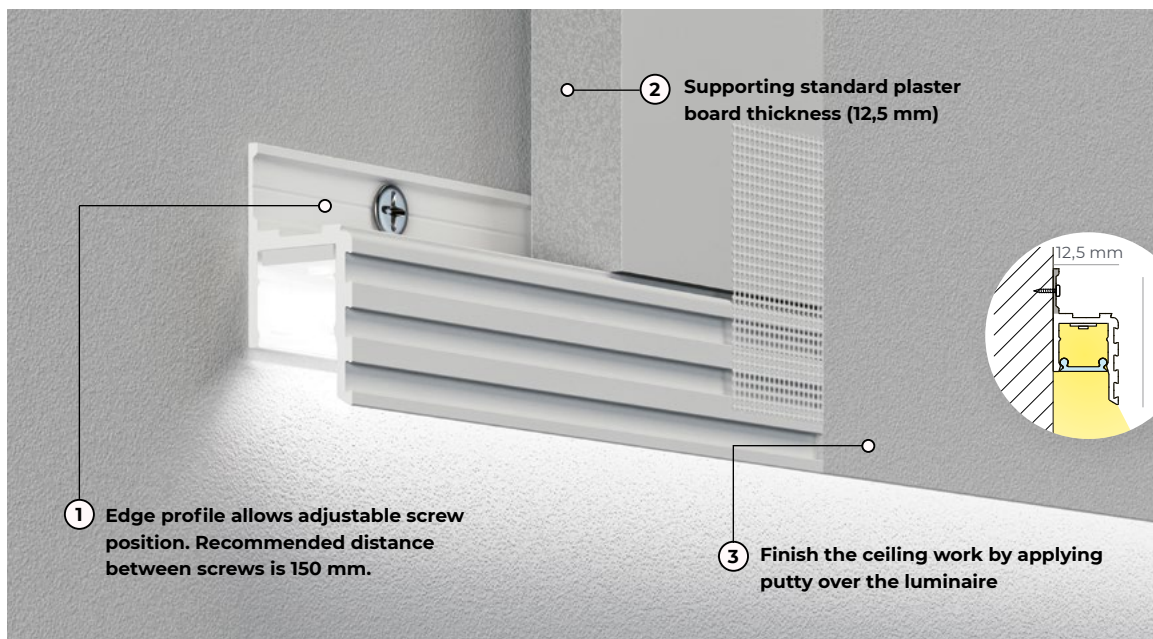
Edge brings calm to a room and adds elegant details. You can use it to create an ambient illumination or as a light that helps navigate you at night.

**Elevate the space**

Edge makes the room look more relaxed and adds elegant details. You can use it to create an ambient illumination or as a light that helps navigation in the night-time.







FOR DIFFERENT KINDS OF COVES

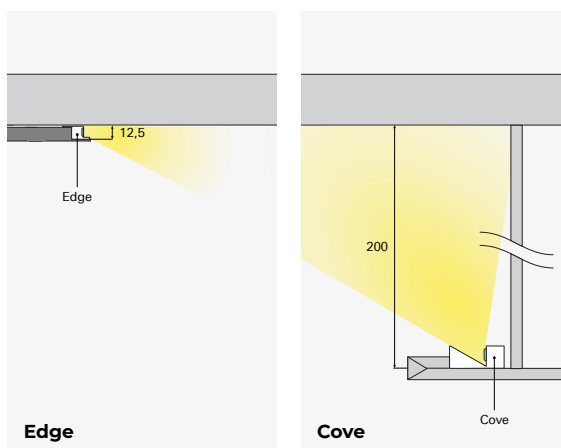


**A nice edge of a plaster ceiling**

Edge can bring a nice light effect to a space and allows a perfect end and appearance of the ceiling or wall. By applying the mesh tape over the luminaire, putting details will be even and smooth, without cracks.

**Minimum height, maximum effect**


When you want to create a light effect and you have a minimum height available, use Edge. Use Cove with cove applications, for creating a diffused light effect that is decorative and functional at the same time.





# Edge

## Technical Overview



	Linear	Corner external	Corner internal
<b>Luminaire luminous flux/m</b>	690 - 1300 lm/m	690 - 1300 lm/m	670 - 1250 lm/m
<b>Led colour</b>	827, 830, 840, 930, 940	827, 830, 840, 930, 940	827, 830, 840, 930, 940
<b>Optic</b>	SOP	SOP	SOP
<b>Driver</b>	Casambi, DALI, FO	Casambi, DALI, FO	Casambi, DALI, FO
<b>Driver position</b>	Remote	Remote	Remote
<b>Colour</b>	1	1	1
<b>Dimensions</b>	L (mm): 416 - 2002 	L (mm): 547 - 2049 	L (mm): 547 - 2049 



GRO

CASAMBI



**Light source:** High-flux PCB LED modules, mid-power SMD LED, CRI>80/90, MacAdam≤2, 50.000h L90 B10 at 35°C. **Optic:** Satin opal polycarbonate diffuser (SOP). **Body:** Extruded aluminium profile, powder coated. **Control gear:** Constant voltage driver - order separately. **Power supply:** 24V DC.

**Lichtsystem:** High-flux PCB LED modules, mid-power SMD LED, CRI>80/90, MacAdam≤2, 50.000h L90 B10 bei 35°C. **Optisches System:** Opal satiniertes Diffusor Polycarbonat (SOP). **Leuchtenkörper:** Profil aus extrudiertem Aluminium, pulverbeschichtet. **Elektrische Ausführung:** Konstantspannung Treiber - separat bestellen. **Netzspannung:** 24V DC.

**Fuente de luz:** Módulos led PCB de alta intensidad, SMD led de potencia media, CRI>80/90, MacAdam≤2, 50 000 h L90 B10 a 35°C. **Óptica:** Difusor de policarbonato opal satinado (SOP). **Cuerpo:** Perfil de aluminio extruido, recubierto con pintura en polvo. **Equipo:** Driver de voltaje constante - pedir por separado. **Fuente de alimentación:** 24V DC.



# Cove

It's all light

## Feel the light

Give your space the feeling of a light flooding in or put it in under cascades and shelves to light up things that need to be seen. Cove is a light that can be decorative, functional or both at the same time as it always creates a uniform light with an elegant touch.

Place it in a hotel lobby or room and make your guests feel welcome; use it in a closet, under cascades and shelves or blend it with hallway interiors to give your visitors that extra feeling of warmth. Cove will make you see only the light, and not the luminaire.

## Das Licht fühlen

Ihr möchtet einen Raum, der wie von Sonnenlicht geflutet wirkt? Ihr möchtet Dinge anleuchten, die besonders im Fokus stehen sollen? Je nach Anbringung der Cove, ob als Deckenleuchte zur Erhellung des gesamten Raums oder unter Regalböden zur speziellen Ausleuchtung könnt Ihr Euer jeweiliges Ziel erreichen. Die Cove ist dekorativ und praktisch zugleich, da sie ein stets ausgewogenes Licht mit einem eleganten Touch erzeugt.

Bei Cove seht Ihr das Licht und nicht die Leuchte. Platziert diese Leuchte in einer Hotelloobby oder einem Schlafraum und sorgt so dafür, dass sich Eure Gäste wohl fühlen; verwendet die Leuchte in einem Wandschrank, unter Regalböden oder integriert sie ins Interieur, um ein besonderes Gefühl von Wärme zu vermitteln.

## Siente la luz

Dale a tu espacio la sensación de que la luz lo inunda o coloca la luz bajo elementos en cascada y estanterías para iluminar lo que quieres que se vea. Cove es una luminaria decorativa, funcional o ambas que siempre ofrece una iluminación uniforme con un toque elegante.

Con Cove solo verás la luz y no la luminaria. Ponla en el vestíbulo o habitación de un hotel para que los huéspedes se sientan bienvenidos; en un armario, en elementos en cascada y estanterías o combínala con pasillos interiores para que los visitantes sientan la calidez del ambiente.





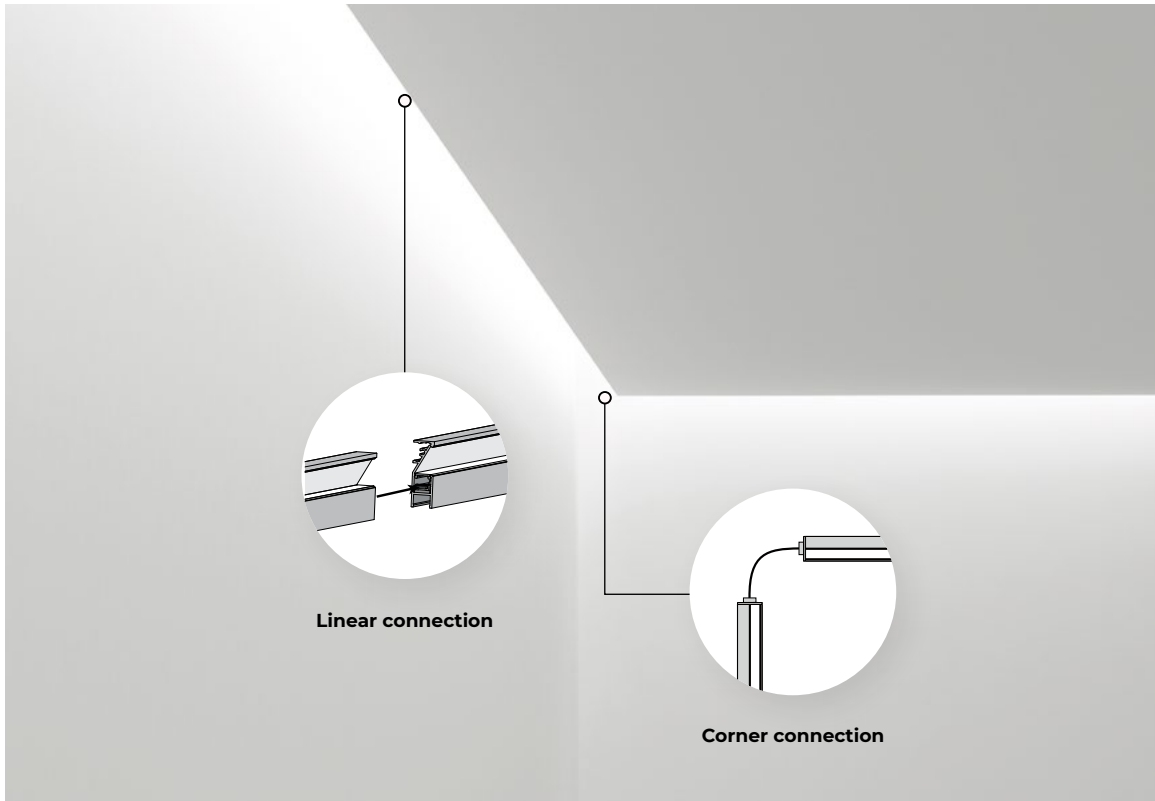













MAIN FEATURES

**Wall cascade**

Cove 25 with vertical diffuser softly disperses the light to the wall or ceiling, making it suitable for all kinds of ambient applications especially cascades.



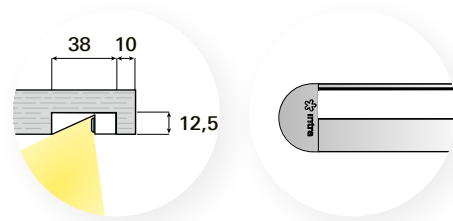
**Cascade on the ceiling**

Use Cove 25 for creating a diffused light effect. With Cove applications, you can achieve both decorative and functional effects.



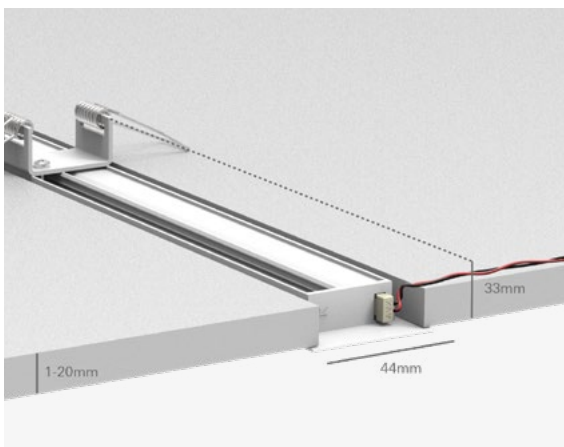
## Shelf application

Cove 12 V does not emit light backwards and is therefore suitable for more specific applications like shelves and counter tops. Mounting Cove into the furniture requires the recessed round end cap.



## Simple installation

1. Screw the mounting clamp into the desired ceiling position.
2. Push Cove on the clamp until you hear the click.
3. The luminaire is now ready to be connected to the power.



## Suitable for the lowest ceiling thickness

Cove RV is suitable for ceilings of different thickness - from 1 to 20 mm.

# Cove

## Technical Overview



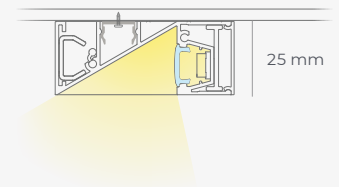
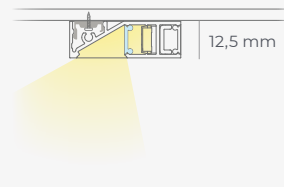
### RV Recessed visible trim



### C Ceiling



	<b>12 H</b> Horizontal diffuser	<b>12 V</b> Vertical diffuser	<b>25 V</b> Vertical diffuser
<b>Luminaire luminous flux/m</b>	720 - 1300 lm/m	580 - 1100 lm/m	580 - 1100 lm/m
<b>Optics</b>	SOP	SOP	SOP
<b>Led colour</b>	827, 830, 840, 930, 940	827, 830, 840, 930, 940	827, 830, 840, 930, 940
<b>Driver</b>	Casambi, DALI, FO	Casambi, DALI, FO	Casambi, DALI, FO
<b>Driver position</b>	Remote	Remote	Remote
<b>Colour</b>	1 2	1 2	1 2
<b>Dimensions</b>	L (mm): 400 - 2502	L (mm): 400 - 2502	L (mm): 400 - 2502



GRO CASAMBI



**Light source:** High-flux PCB LED modules, mid-power SMD LED, CRI>80/90, MacAdam≤2, 50.000h L90 B10 at 35°C. **Optic:** Satin opal polycarbonate diffuser (SOP). **Body:** Extruded aluminium profile, powder coated. **Control gear:** Constant voltage driver - order separately. **Power supply:** 24V DC.

**Lichtsystem:** High-flux PCB LED modules, mid-power SMD LED, CRI>80/90, MacAdam≤2, 50.000h L90 B10 bei 35°C. **Optisches System:** Opal satiniertes Diffusor Polycarbonat (SOP). **Leuchtenkörper:** Profil aus extrudiertem Aluminium, pulverbeschichtet. **Elektrische Ausführung:** Konstantspannung Treiber - separat bestellen. **Netzspannung:** 24V DC.

**Fuente de luz:** Módulos led PCB de alta intensidad, SMD led de potencia media, CRI>80/90, MacAdam≤2, 50 000 h L90 B10 a 35°C. **Óptica:** Difusor de polycarbonato opal satinado (SOP). **Cuerpo:** Perfil de aluminio extruido, recubierto con pintura en polvo. **Equipo:** Driver de voltaje constante - pedir por separado. **Fuente de alimentación:** 24V DC.





# LineLed Flex

All flexible

## Outdoor freak no matter the weather


LineLed Flex can follow all the lines and forms of architecture outdoor and indoor. It is a flexible silicone strip with a high IP rating, intended for creating decorative lighting scenes, sign lighting or simply to highlight all the forms, since it is easily bent in all directions. It emits uniform light with no shadows and is simple to install. And if you love playful coloured light, an RGB option is available.

## Outdoor-Fan, egal wie das Wetter ist

LineLed Flex kann allen Linien und Architekturformen, sei es drinnen oder draußen, folgen. Es handelt sich hierbei um einen flexiblen Silikonstreifen mit einer hohen IP-Klasse, der dazu dient, dekorative Lichtszenen oder Schildbeleuchtungen zu schaffen, oder ganz einfach alle Formen hervorzuheben, da er sich leicht in alle Richtungen biegen lässt. Er gibt ein gleichmäßiges Licht ohne Schatten ab und ist einfach zu installieren. Wenn Sie verspieltes, buntes Licht mögen, steht eine RGB-Option zur Verfügung.

## Un fenómeno al aire libre sin importar el clima

LineLed Flex se adapta a todo tipo de líneas y formas de la arquitectura exterior e interior. Se trata de una tira de silicona flexible con una alta clasificación IP y destinada a crear escenas de iluminación decorativa, para iluminación de señales o simplemente para resaltar todas las formas, ya que se dobla fácilmente en todas direcciones. Emite una luz uniforme sin sombras y se instala fácilmente. Si le gusta jugar con las luces de colores, tiene también una opción RGB.







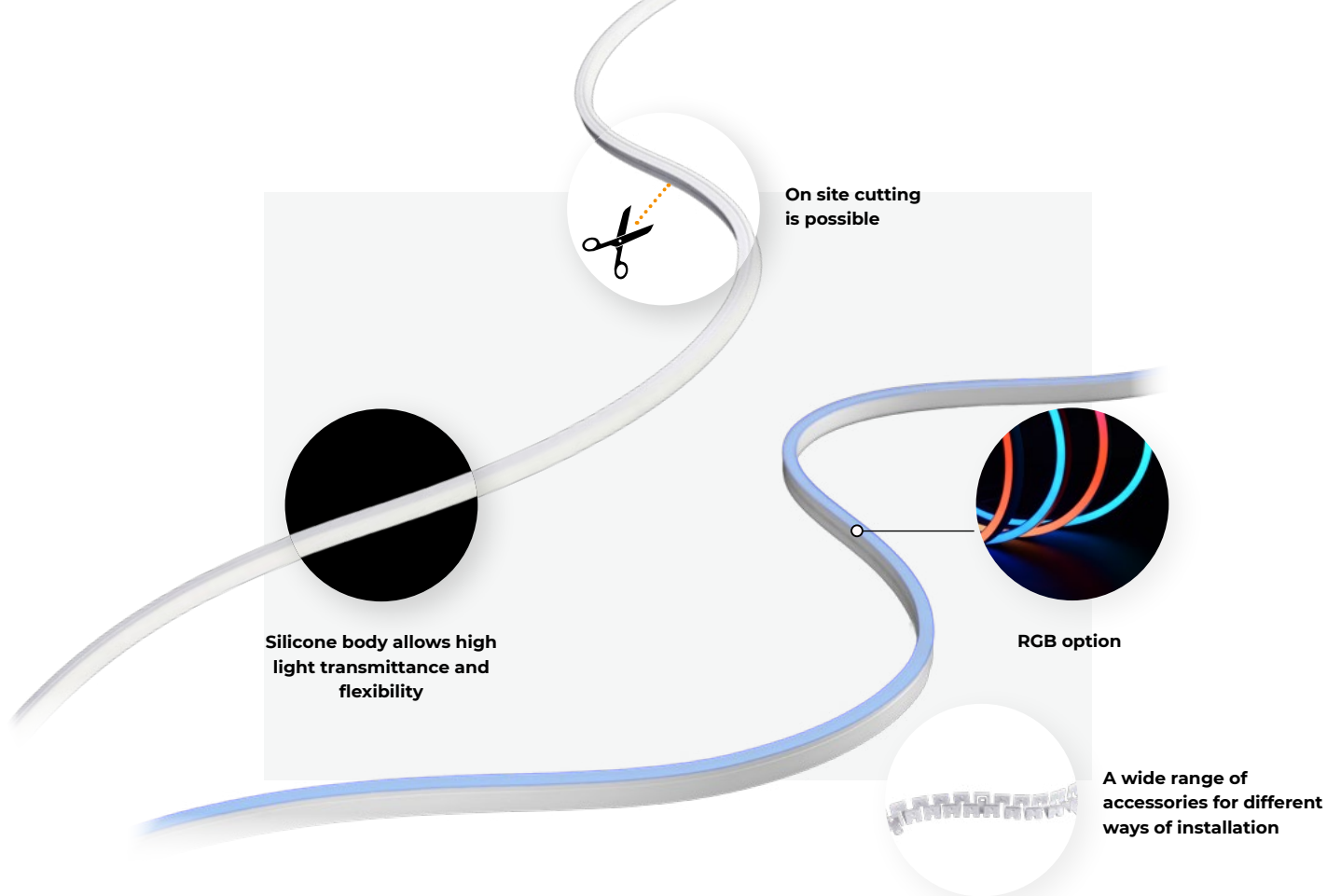













**KEY FEATURES**



**Weather-resistant**

LineLed Flex is primarily made for the outdoors. With IP67, it is resistant to harsh environmental and weather conditions such as rain, sun and wind. It's flexible to follow straight and flexible shapes in the environment.

**Create thin, only 4 mm light drawings**

One of the thinnest light lines allows you to underline furniture and create stunning light effects.



# LineLed Flex

## Technical Overview



### FLEX LR 0410

Curved left / right, 4mm

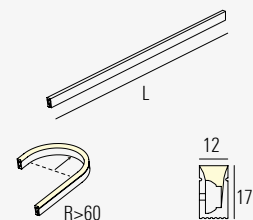
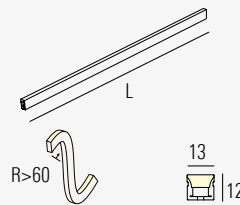
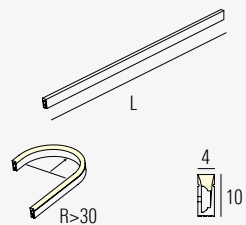
### FLEX UD 1312

Curved up / down, 13 mm

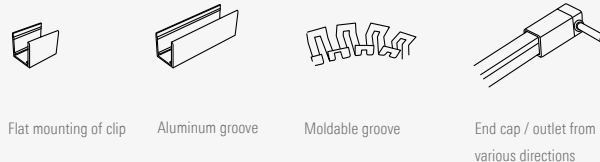
### FLEX LR 1217

Curved left / right, 12 mm

<b>Luminaire luminous flux/m</b>	240 lm/m	670 lm/m	520 lm/m
<b>Led colour</b>	923, 930, 940	830, 840, RGBW	830, 840, RGBW
<b>Driver</b>	DALI, FO	DALI, FO	DALI, FO
<b>Driver position</b>	Remote	Remote	Remote
<b>IP protection</b>	IP65 (Indoor use only)	IP67	IP67
<b>Material</b>	Silicone	Silicone	Silicone
<b>Flexibility</b>	Horizontal	Vertical	Horizontal
<b>Colour</b>	1	1	1
<b>Dimensions</b>	L (mm): 5.000	L (mm): 10.000 / 5.000 (RGBW)	L (mm): 10.000 / 5.000 (RGBW)



### Accessories



Flat mounting of clip

Aluminum groove

Moldable groove

End cap / outlet from various directions




GR0



**Light source:** High-flux LED strip, CRI>80/90, MacAdam<sub>2</sub>, 50000h L80 B10 at 35°C. **Body:** Flexible silicone LED tube with IP65/67 rating and saline/acid/UV protection. **Control gear:** Constant voltage driver - order separately. **Power supply:** 24V DC.

**Lichtsystem:** High-flux LED strip, CRI>80/90, MacAdam<sub>2</sub>, 50000h L80 B10 bei 35°C. **Leuchtenkörper:** Flexible LED-Röhre aus Silikon mit IP65/67-Klassifizierung und Kochsalz-/Säure-/UV-Schutz. **Elektrische Ausführung:** Konstantspannung Treiber - separat bestellen. **Netzspannung:** 24V DC.

**Fuente de luz:** Tira de ledos de alta intensidad, CRI>80/90, MacAdam<sub>2</sub>, 50 000 h L80 B10 a 35°C. **Cuerpo:** Tubo led de silicona flexible con clasificación IP65/67 y protección ante soluciones salinas/ácidos/rayos UV. **Equipo:** Driver de voltaje constante - pedir por separado. **Fuente de alimentación:** 24V DC.



# LineLed

Behind the scenes

## It is the light and the effect that counts

With its compact size and various mounting possibilities, it's easy to integrate it under shelves, show-cases, but also wardrobes or cascades.

The illuminated object takes centre stage, while the luminaire steps into the background, emphasising the real value from behind the scenes.

## Es ist das Licht und die Wirkung, die zählen

Mit ihrer kompakten Größe und den verschiedenen Montagemöglichkeiten, ist es ganz einfach, diese Leuchte unter Regale, Vitrinen oder Schaukästen, aber auch in Kleiderschränke oder Kaskaden einzubauen.

Das angeleuchtete Objekt spielt die Hauptrolle, während die Leuchte in den Hintergrund tritt und den wahren Wert hinter den Kulissen hervorhebt.

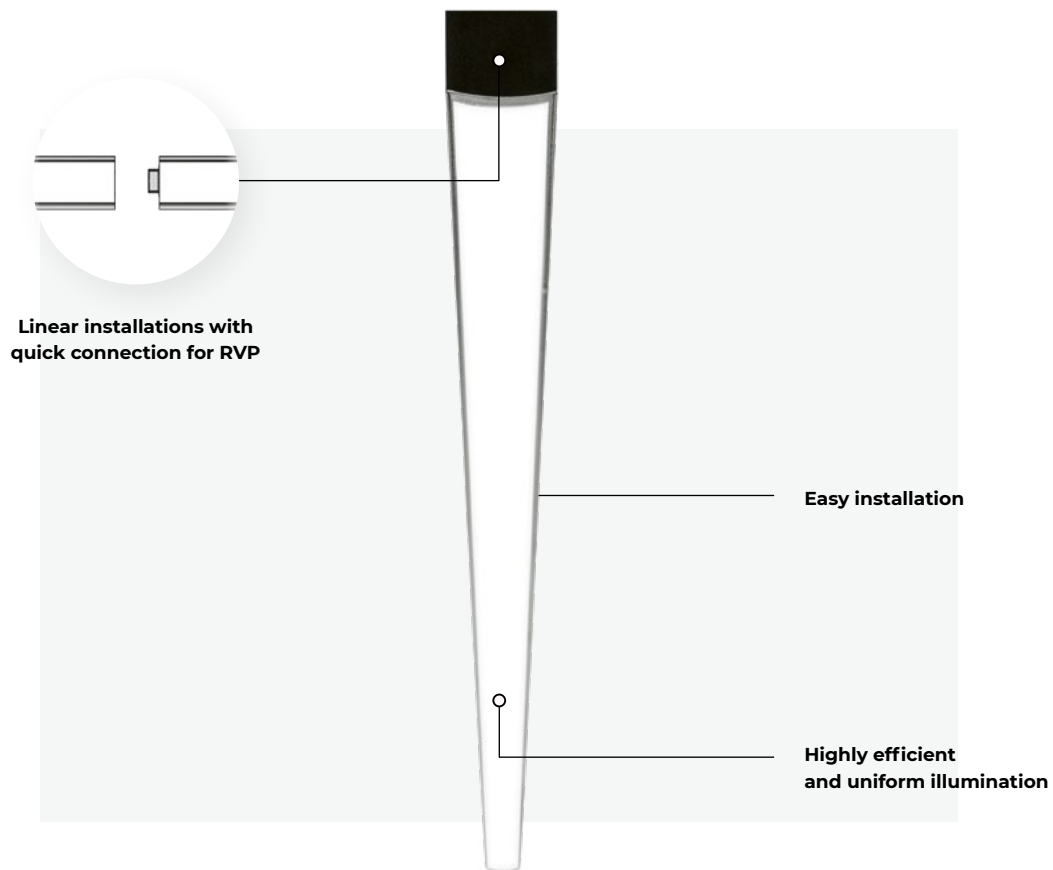
## Lo que cuenta es la luz y su efecto

Su tamaño compacto y sus diversas posibilidades de montaje permiten integrarlo fácilmente en estanterías y vitrinas, así como en armarios y arreglos en cascada.


El objeto iluminado ocupa el escenario central, mientras que los apliques de luz quedan en segundo plano, resaltando el valor real de las cosas desde su posición trasera.







**MAIN FEATURES**

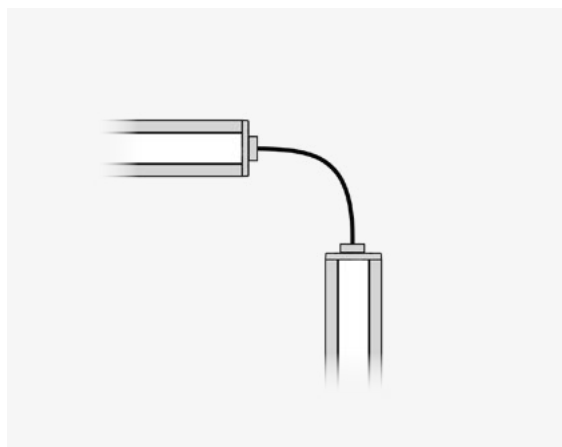


**Cascades**

Brings out colour and creates contrast in the ambient. With its compact size and various mounting possibilities, it's easy to integrate it under shelves, showcases, but also wardrobes or cascades.

**Flexible compositions for RVP**

For all creative compositions with corner installations or other shapes, a line connector with wire (5 cm) is available.

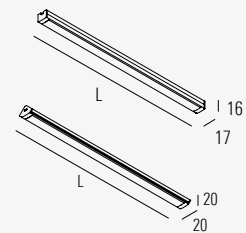
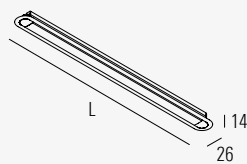


# Lineled

## Technical Overview



	<b>RVW</b> Recessed for wood	<b>CS/CT</b> Ceiling
<b>Luminaire luminous flux/m</b>	380-800 lm/m	380-800 lm/m
<b>Optics</b>	SOP	SOP
<b>Led colour</b>	930, 940	930, 940
<b>Driver</b>	Casambi, DALI, FO	Casambi, DALI, FO
<b>Driver position</b>	Remote	Remote
<b>Colour</b>	1 2	1 2
<b>Dimensions</b>	L (mm): 542 - 2542	L (mm): 517 - 2517



\* For Line versions the LED strip and profile must be ordered separately.



≥ 90 %

GRO

CASAMBI



**Light source:** High-flux LED strip, CRI>90, MacAdam≤2, 50000h L90 B10 at 35°C. **Optic:** Satin opal polycarbonate diffuser (SOP). **Body:** Extruded aluminium profile, powder coated. **Control gear:** Constant voltage driver - order separately. **Power supply:** 24V DC.

**Lichtsystem:** High-flux LED strip, CRI>90, MacAdam≤2, 50000h L90 B10 bei 35°C. **Optisches System:** Opal satiniertes Diffusor Polycarbonat (SOP). **Leuchtenkörper:** Profil aus extrudiertem Aluminium, pulverbeschichtet. **Elektrische Ausführung:** Konstantspannung Treiber - separat bestellen. **Netzspannung:** 24V DC.

**Fuente de luz:** Tira de ledes de alta intensidad, CRI>90, MacAdam≤2, 50 000 h L90 B10 a 35°C. **Óptica:** Difusor de policarbonato opal satinado (SOP). **Cuerpo:** Perfil de aluminio extruido, recubierto con pintura en polvo. **Equipo:** Driver de voltaje constante - pedir por separado. **Fuente de alimentación:** 24V DC.





# Flea & Fyo

Less is more

There are some spaces that don't need much light, just a feeling of light being there

Both Flea and Fyo represent a low light level range that has many application possibilities. They are perfect when you want to create an intimate atmosphere and give preference to the feeling of sensation over brightness. Choose Fyo and Flea for wellness centres, night illumination, staircase illumination or accents on shelves.

Är det inte möjligt att få en speciell känsla av ljus i ett rum utan att ha mycket ljus? Det är det som Flea och Fyo är gjorda för. Beleuchtung.

Flea och Fyo är två ljusarmar som ger dig ett mjukt och behagligt ljus. De är perfekta för att skapa en intim atmosfär och ge företräde för känslan av sensation över ljusstyrka. Välj Fyo och Flea för wellness-centra, nattbelysning, stjärnlysning eller belysning av hyllor. Um Akzente in Regalen zu setzen.

Det är inte alltid möjligt att skapa en speciell känsla av ljus i ett rum utan att ha mycket ljus. Det är det som Flea och Fyo är gjorda för. Atos

Flea och Fyo är två ljusarmar som ger dig ett mjukt och behagligt ljus. De är perfekta för att skapa en intim atmosfär och ge företräde för känslan av sensation över ljusstyrka. Välj Fyo och Flea för wellness-centra, nattbelysning, stjärnlysning eller belysning av hyllor. Um Akzente in Regalen zu setzen.





Private clinic, Ljubljana, Slovenia / Architecture: Geoplan / Photography: Intra lighting

Gianfilippo Junior, Italy / Architecture: Dario Gianuario - Studio GAD

ATI Offices, Dubai, UAE / Architecture: ATI Consultants / Lighting design: Scientech / Photography: Chris Goldstraw





**MAIN FEATURES**



**Accent on shelves**

Make the products stand out. Flea can be easily integrated in the shelves.

**Easily orientable**

If you need to change the orientation, you shouldn't worry about that with Flea, as you can orient it the way you want.



# Flea & Fyo

## Technical Overview



Flea RVS 39 F



Flea RVW 39 F



Flea RV 39 F



Flea RVT 39 F



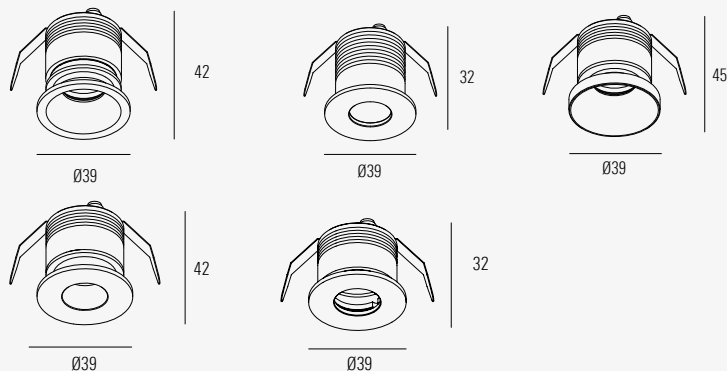
Flea RVP 39 F

### FLEA

Fixed

<b>Beam angle</b>	15°, 30°, 15x45°, 95° (RVW)
<b>Orientation</b>	-
<b>Luminaire luminous flux</b>	Up to 230 lm
<b>Led colour</b>	827, 830, 840, 850
<b>Driver</b>	Casambi, DALI, FO
<b>Driver position</b>	Remote
<b>IP protection</b>	IP44*, IP20 (RVW)
<b>Colour</b>	<b>1</b> <b>2</b> <b>3</b>

### Dimensions



\*IP value from the exposed side



**Light source:** High-power LED, CRI>80, MacAdam≤2, 50.000h L80 B10 at 35°C.  
**Optic:** Highly efficient PMMA optical lenses 15°, 15-45°, 30°, 95°. **Body:** Aluminium, powder coated. **Control gear:** Constant current driver - order separately.  
**Power supply:** 700mA.

**Lichtsystem:** High-power LED, CRI>80, MacAdam≤2, 50.000h L80 B10 bei 35°C.  
**Optisches System:** Hocheffiziente optische Linse aus PMMA (spot, medium, elliptisch) 15°, 15-45°, 30°, 95°. **Leuchtenkörper:** Aluminium pulverbeschichtet.  
**Elektrische Ausführung:** Konstantstrom Treiber - separat bestellen. **Netzspannung:** 700mA.



Flea RVP 50 A



Flea L 39



Fyo RV



Flea RVT 50 A



Fyo C

**FLEA**  
Orientable

15°, 30°, 15x45°

± 30° / 360°

Up to 220 lm

827, 830, 840, 850

Casambi, DALI, FO

Remote

IP40

**FLEA**  
Decorative

-

-

Up to 100 lm

827, 830, 840, 850

Casambi, DALI, FO

Remote

IP40

**FYO**  
RV / C

15°, 30°

± 30° / 360°

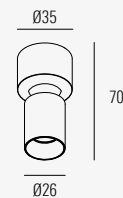
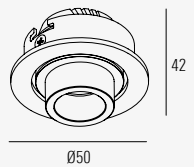
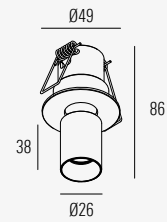
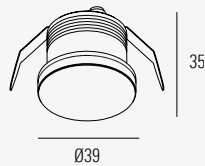
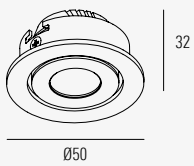
Up to 220 lm

827, 830, 840, 850

Casambi, DALI, FO

Remote

IP43



**Fuente de luz:** LED de alta potencia, CRI>80, MacAdam≤3, 50.000h L80 B10 a 35°C. **Óptica:** Lentes ópticas de alta eficiencia PMMA (spot, medio, elíptica) 15°, 15-45°, 30°, 95°. **Cuerpo:** Aluminio, pintura en polvo. **Equipo:** Driver de corriente constante - pedir por separado. **Fuente de alimentación:** 700mA.





# Atos

A mighty mite

**Residential and hospitality spaces just call for a spotlight like Atos**

Atos is small but powerful. Due to its highly efficient reflector, it boasts impressive light quality, providing pleasant accent illumination with low glare. The spot is available in different colours and versions to easily fit into any space.

**Wohn- und Gasträume verlangen nach einem Strahler wie Atos**

Atos ist klein, aber mächtig. Aufgrund seines äußerst effizienten Reflektors, rühmt er sich mit einer beeindruckenden Lichtqualität und bietet so eine angenehme Akzentbeleuchtung. Der Strahler ist in verschiedenen Farben und Versionen erhältlich, damit er in jeden Raum passt.

**Los espacios residenciales y de hostelería piden un foco como Atos**

Atos es pequeño, pero potente. Gracias a su reflector de alta eficiencia, muestra una calidad de luz impresionante que proporciona una agradable iluminación de acento. Este foco se ofrece en distintos colores y versiones para adaptarse fácilmente a cualquier ambiente









#### MAIN FEATURES



### Surprisingly powerful

The power it has, despite its small size, is extraordinary. Due to the COB technology it can reach up to 600 lm. A wide range of rings is available and also a version with IP44 for rooms with higher moisture.

### A more pleasant illumination with Atos RVT

The light source is deeply regressed and completely hidden. This prevents the direct eye contact and ensures a more pleasant illumination and higher visual comfort.



# Atos

## Technical Overview



Atos RVS 42 F



Atos RV 42 F



Atos RVP 42 F



Atos RVT 42 F

### RV

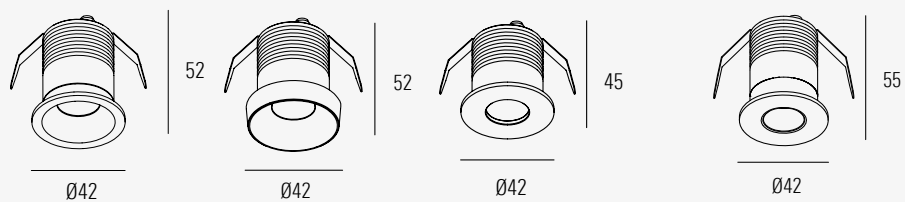
Recessed fixed / various rings

### RVT

Recessed fixed / regressed optics

<b>Beam angle</b>	20°, 30°, 55°	20°, 25°, 40°
<b>Orientation</b>	-	-
<b>Luminaire luminous flux</b>	Up to 570 lm	Up to 350 lm
<b>Led colour</b>	927, 930, 935, 940	927, 930, 935, 940
<b>Driver</b>	Casambi, DALI, FO	Casambi, DALI, FO
<b>Driver position</b>	Remote	Remote
<b>IP protection</b>	IP20, IP44*	IP20, IP44*
<b>Colour</b>	1 2 3	1 2 3

### Dimensions



\*IP value from the exposed side



**Light source:** High-power COB LED, CRI>90, MacAdam≤2, 50.000h L90 B10 at 35°C. **Optic:** Highly efficient with uniform distribution, metalized polycarbonate with lacquer finish. **Body:** Aluminium, powder coated. **Control gear:** Constant current driver - order separately. **Power supply:** 125 - 500mA.

**Lichtsystem:** High-power COB LED, CRI>90, MacAdam≤2, 50.000h L90 B10 bei 35°C. **Optisches System:** Hocheffizienter Reflektor mit gleichmäßiger Lichtverteilung, metallisiertes Polycarbonat mit Lackbeschichtung. **Leuchtenkörper:** Aluminium pulverbeschichtet. **Elektrische Ausführung:** Konstantstrom Treiber - separat bestellen. **Netzspannung:** 125 - 500mA.



**RVO**

Semi-recessed orientable / regressed optics

20°, 30°, 50°

± 54° / 360°


Up to 590 lm

927, 930, 935, 940

Casambi, DALI, FO

Remote

IP20



**CL**

Surface mounted orientable / regressed optics

20°, 30°, 50°

± 54° / 360°

Up to 590 lm/spot

927, 930, 935, 940


Casambi, DALI, FO

Integrated

IP20



Atos RIQ



Atos RVQ

**RIQ / RVQ**

Recessed double spot orientable / regressed optics

20°, 30°, 50°

± 54° / 360°

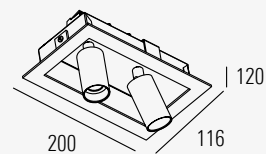
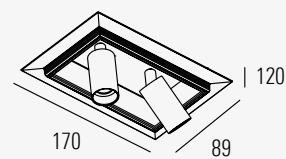
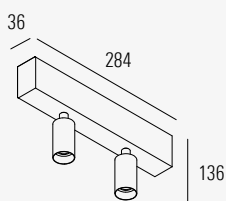
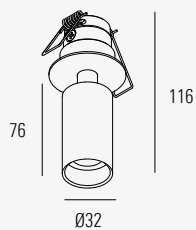
Up to 590 lm/spot

927, 930, 935, 940

Casambi, DALI, FO

Remote

IP20



**Fuente de luz:** Módulo LED COB, CRI 80/90, MacAdam≤2, 50.000h L90 B10 a 35°C.

**Óptica:** Alta eficiencia con distribución uniforme, policarbonato metalizado con acabado lacado. **Cuerpo:** Aluminio, pintura en polvo. **Equipo:** Driver de corriente constante - pedir por separado. **Fuente de alimentación:** 125 - 500mA.





# Liy

Maximally minimal

## Pure light effect

Liy is perfect for elegant spaces where you just can't have an ordinary spot. Its main advantage is the appearance of pure light without any source glare. It is minimalistic. Imagine, the opening on the bottom of the funnel is only 6 mm wide. Then, it depends on the housing colour whether you want the whole luminaire to stand out or to completely blend in.

Liy can perform as a single spot, in a pair, or in a row of three, four or more. It can be fixed or flexible, allowing to change the beam angle and orientation, always having visual attention on the object.

## Reine Lichtwirkung

Liy ist perfekt für elegante Räume geeignet, in denen Sie keinen gewöhnlichen Strahler einsetzen können. Ihr Hauptvorteil liegt in der Erscheinung reinen Lichts ohne eine Blendquelle. Sie ist minimalistisch. Man stelle sich vor, die Öffnung an der Unterseite des Trichters ist nur 6 mm breit. Dann hängt es natürlich noch von der Gehäusefarbe ab, ob Sie möchten, dass sie die Leuchte vom Raum abhebt oder komplett mit ihm verschmilzt.

Liy kann als einzelner Strahler, als Paar oder in einer Reihe mit drei, vier oder mehr Leuchten eingesetzt werden. Sie kann fest montiert oder flexibel sein, was Ihnen ermöglicht, den Strahlwinkel und die Ausrichtung immer wieder zu ändern und so die visuelle Aufmerksamkeit auf das Objekt zu lenken.

## Efecto de luz pura

Liy es perfecta para espacios elegantes que no admiten un foco convencional. Su ventaja principal es su sensación de luz pura sin ningún tipo de deslumbramiento de la fuente. Es minimalista. Imagínese: el fondo del cono tiene una abertura de solo 6 mm. Por tanto, depende del color de la carcasa si quiere que destaque toda la luminaria o se funda plenamente con su entorno.

Liy puede usarse en solitario, por pares o formando líneas de tres, cuatro o más. Puede ser fija o flexible y le permite así modificar el ángulo del haz y la orientación, manteniendo siempre la atención visual en el objeto.



The product has a custom color.



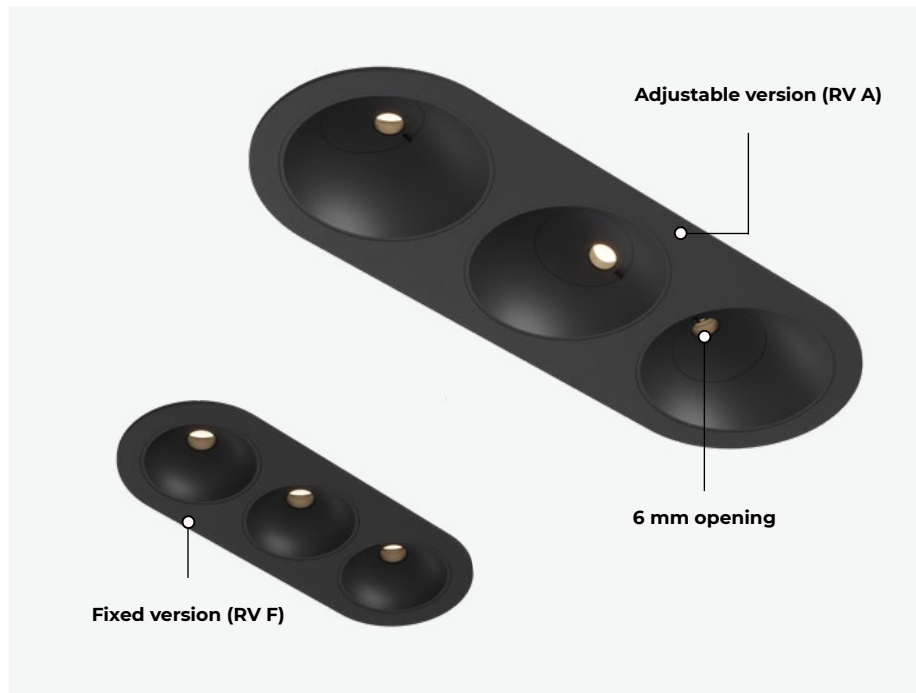








The product has a custom colour.



#### MAIN FEATURES



### Double rotation and clean looks


With a simple gesture you can change both, the direction and the inclination angle of the light. In a row of spotlights, you can set each spot individually. And then change it when needed.

### Trim-less installation

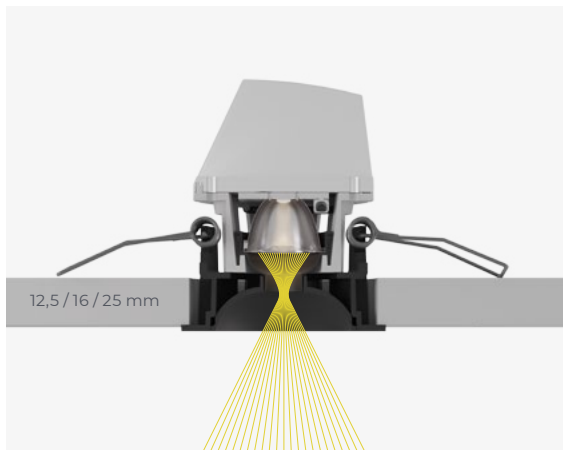
For a precise and clean trim-less installation of two or three spots in a row, you can use the installation kit. In this case the "only light" effect is even greater.







## OPTICS

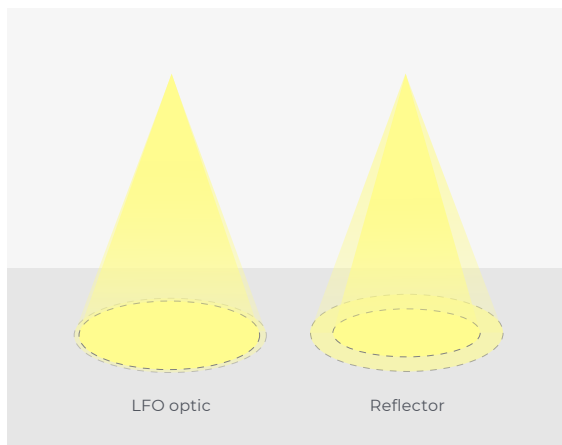


### **LFO - A guarantee of maximum visual comfort**

Due to special design of Bartenbach LFO optic, all you can see is pure light. The light source is hidden deep inside the optics offering high visual comfort.

### **No double ring**

With the Bartenbach LFO optic the light circle is well-defined and homogeneous. At the limits the light intensity is still high.





**RI**  
Recessed trim-less



**RV**  
Recessed visible trim

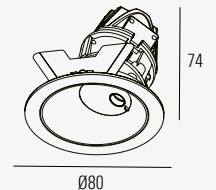
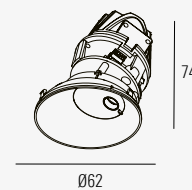
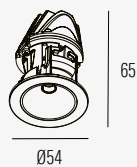


**F**  
Fixed

**A**  
Adjustable

<b>Beam angle</b>	LFO 29°, 37°	LFO 29°, 37°
<b>Orientation</b>	-	25° / 360°
<b>Luminaire luminous flux*</b>	up to 200 lm / spot	up to 200 lm / spot
<b>Led colour</b>	927, 930, 935, 940	927, 930, 935, 940
<b>Driver</b>	Casambi, DALI, FO	Casambi, DALI, FO
<b>Driver position</b>	Remote	Remote
<b>IP protection**</b>	IP44	IP44
<b>Colour</b>	<b>1</b> <b>2</b>	<b>1</b> <b>2</b>

**Dimensions**



\* The data refer to one spot, 930 version. Multiply the number with the number of spots. \*\* IP value from the exposed side




GRO



**Light source:** High-power LED, CRI>90, MacAdam $\leq$ 2,5, 50.000h L80 B10 at 35°C. **Optic:** Acrylic glare-free LFO lens. **Body:** Polycarbonate. Optional with metalized coating. **Control gear:** Constant current driver - order separately. **Power supply:** 500 - 900 mA.

**Lichtsystem:** High-power COB, CRI>90, MacAdam $\leq$ 2,5, 50.000h L80 B10 bei 35°C. **Optisches System:** Blendarme Acryl-LFO-Linse. **Leuchtenkörper:** Polycarbonat. Optional mit metallisierter Beschichtung. **Elektrische Ausführung:** Konstantstrom Treiber - separat bestellen. **Netzspannung:** 500 - 900 mA.

**Fuente de luz:** LED de alta potencia, CRI>90, MacAdam $\leq$ 2,5, 50.000h L80 B10 at 35°C. **Óptica:** Lente LFO de metacrilato sin deslumbramiento. **Cuerpo:** Polycarbonato. Recubrimiento metalizado opcional. **Equipo:** Driver de corriente constante - pedir por separado. **Fuente de alimentación:** 500 - 900 mA.



# Conic

An iconic spot

## No need to putty at all

When you want a spot on a higher level, choose Conic. It's distinguished by prestigious finishes, wide range of colours and clean looks.

Most of all, Conic stands out for its innovative, easy and clean installation in a finished plaster ceilings, with tools of standard sizes and no puttying.

## Keine Verkittungen nötig

Wenn Sie einen Strahler auf höherem Niveau wünschen, wählen Sie Conic. Er zeichnet sich durch seine vornehme Verarbeitung, seiner großen Auswahl an Farben und seinem einwandfreien Design aus.

Vor allem aber sticht Conic durch seine innovative, einfache und saubere Installation in Fertigputzdecken mittels Werkzeugen von Standardgrößen und ohne Verkittungen hervor.

## ¡Adiós al emplaste

Si busca un foco de nivel superior, apueste por Conic. Se distingue por su acabado de primera calidad, su amplia paleta de colores y su estética limpia,

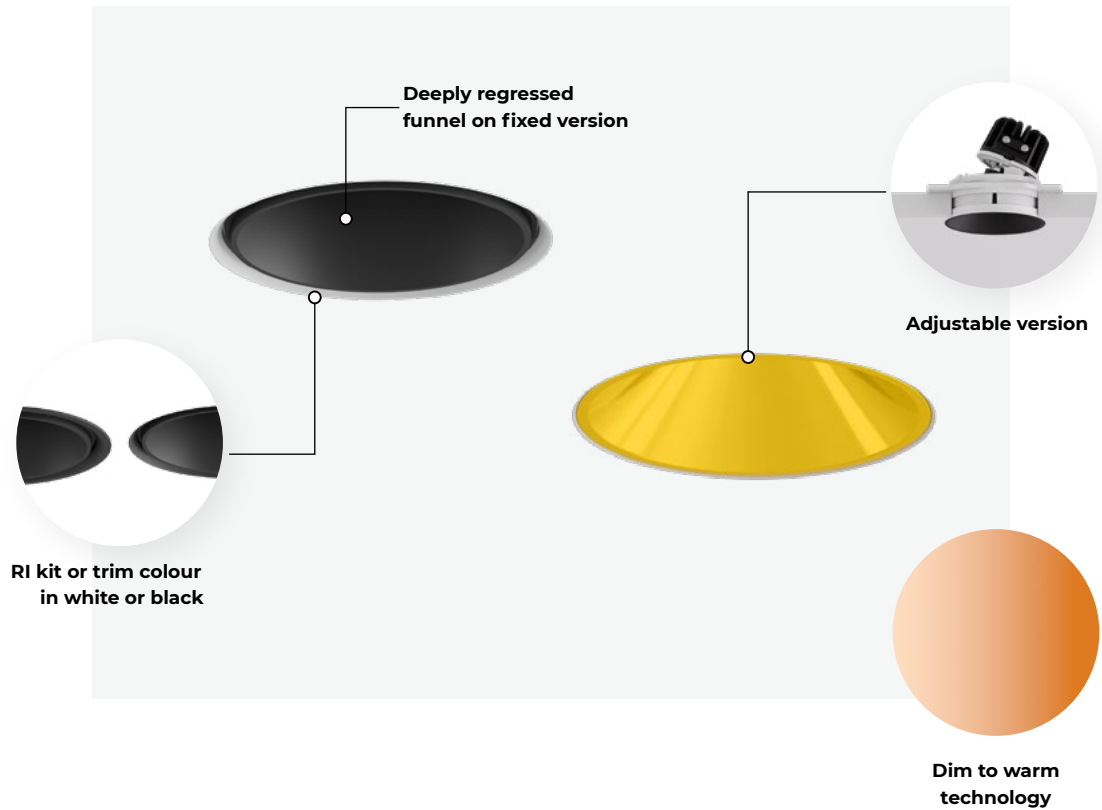
pero, por encima de todo, Conic destaca por su instalación innovadora, fácil y limpia en falsos techos de escayola ya terminados, con herramientas de tamaño estándar y sin necesidad de emplaste.











#### MAIN FEATURES



### Prestigious look with trendy colours

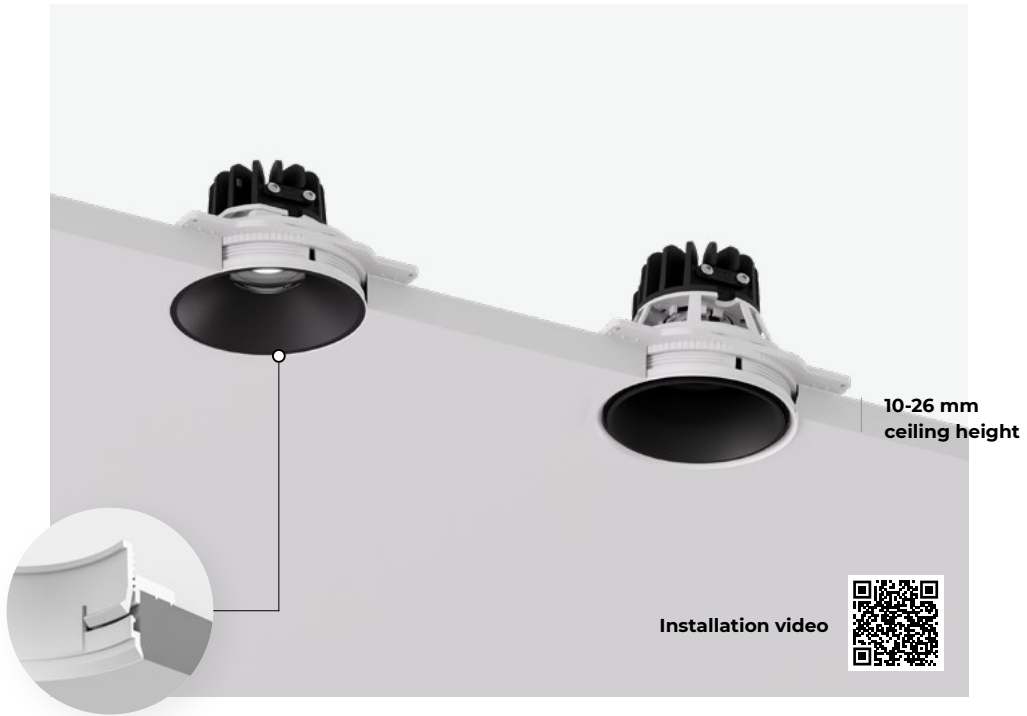
The interior of the funnel can be gold, bronze or onyx coated which gives a luminaire prestigious look. Gold & bronze are on trend, but at the same time timeless chic finishes, perfect to match all kinds of interiors.

### IP44

It's the perfect solution for high moisture environments like bathrooms. It offers pleasant and functional light as well as IP44 protection.







**RI kit for installation  
without puttying**

**REVOLUTIONARY TRIM-LESS INSTALLATION**



Make a hole with a standard  
80 mm hole saw



Paint the ceiling, no puttying  
needed



Twist and level the RI kit with  
the ceiling



Click in the spot and the funnel

# Conic

## Technical Overview



ADJUSTABLE (A)

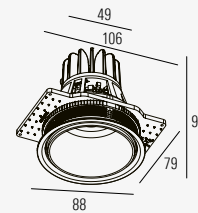
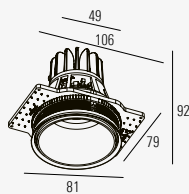
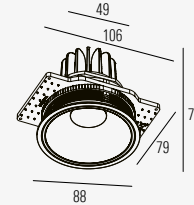
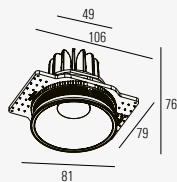


FIXED (F)



	RI	RV
	Recessed trim-less	Recessed visible trim
<b>Beam angle</b>	20°, 30°, 55°	20°, 30°, 55°
<b>Orientation</b>	25° / 360° (A)	25° / 360° (A)
<b>Luminaire luminous flux</b>	up to 1100 lm	up to 1100 lm
<b>Led colour</b>	927, 930, 935, 940	927, 930, 935, 940
<b>Dynamic light</b>	Dim to warm (D2W)**	Dim to warm (D2W)**
<b>Driver</b>	Casambi, DALI, FO	Casambi, DALI, FO
<b>Driver position</b>	Remote	Remote
<b>IP protection*</b>	IP44	IP44
<b>RI kit / Frame colour</b>	1 2	1 2
<b>Inner colour</b>	1 2 H F Y	1 2 H F Y

Dimensions



\*IP value from the exposed side. \*\*Dim to warm is possible on 55° beam angle.



≥ 85 %



D2W

GR0

CASAMBI



WARRANTY



**Light source:** High-power COB LED, CRI>90, MacAdam≤2, 50.000h L90 B10 at 35°C. **Optic:** Highly efficient with uniform distribution, metalized polycarbonate with lacquer finish. **Body:** Polycarbonate. Optional with metalized coating. **Control gear:** Constant current driver - order separately. **Power supply:** 150 - 900 mA.

**Lichtsystem:** High-power COB LED, CRI>90, MacAdam≤2, 50.000h L90 B10 bei 35°C. **Optisches System:** Hocheffizienter Reflektor mit gleichmäßiger Lichtverteilung, metallisiertes Polycarbonat mit Lackbeschichtung. **Leuchtenkörper:** Polycarbonat. Optional mit metallisierter Beschichtung. **Elektrische Ausführung:** Konstantstrom Treiber - separat bestellen. **Netzspannung:** 150 - 900 mA.

**Fuente de luz:** Led COB de alta potencia, CRI>90, MacAdam≤2, 50 000 h L90 B10 a 35°C. **Óptica:** Alta eficiencia con distribución uniforme, policarbonato metalizado con acabado lacado. **Cuerpo:** Polycarbonato. Recubrimiento metalizado opcional. **Equipo:** Driver de corriente constante - pedir por separado. **Fuente de alimentación:** 150 - 900 mA.



# Pipes R

Totally responsive

## Focus as a matter of choice

A range of recessed LED spots brings efficiency and customization together. With a wide choice of colour combinations, power options and sizes, Pipes R is a spot that can blend in discretely or become an eye catching element in the space.

The concept of »Less is more« went beyond the design itself or the way a space is used. Each and every product component has been optimized to make the Pipes R highly efficient and affordable.

## Fokus als Entscheidungsangelegenheit

Eine Produktreihe von Einbau-LED-Strahlern namens Pipes R bringt Effizienz und Kundenanpassung zusammen. Mit einer breiten Auswahl an Farbkombinationen, Leistungsoptionen und Größen, ist Pipes R ein Strahler, der sich diskret einpasst oder zu einem markanten Element im Raum werden kann.


Das Konzept von »Weniger ist mehr« übertrifft das Design selbst oder die Art, in der ein Raum verwendet wird. Jede Produktkomponente wurde optimiert, um Pipes R äußerst effizient und erschwinglich zu machen.

## El foco es una elección

La gama de focos empotrados LED Pipes R, le aporta eficacia y posibilidades de personalización. Con un gran abanico de combinaciones de color, opciones de potencia y tamaños, Pipes R es un foco que se puede incorporar discretamente o ser el foco de atención en el espacio.

El concepto »Menos es más« va más allá del propio diseño o de la forma de usar el espacio. Cada uno de los componentes del producto ha sido perfeccionado para que los Pipes R sean eficientes y asequibles.



























#### MAIN FEATURES



#### Dual colour

Play with the second colour to create a different look in your space. Decorative ring needs to be ordered separately and is available only for dimensions 60 and 105 mm on the RV models.

#### IP44

It's the perfect solution for high moisture environments like bathrooms. It offers pleasant and functional light as well as IP44 protection.





**RI**  
Recessed trim-less



**RV**  
Recessed visible trim

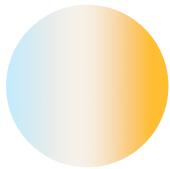


**RVS**  
Recessed visible slim trim




**RVSQ**  
Recessed visible trim square

## Dynamic illumination



### Tunable white technology

It allows you to get close to the dynamic of sunlight. You can set the colour temperature from cool to warm white upon your needs.



### Dim to warm technology

Create a warm, soft, cosy and relaxing atmosphere. Like the one we achieved with the old light bulbs.

## CRI for every occasion



**CRI>90** improves the appearance of objects. It leads to a natural and fresh appearance that brings out colours, textures, and shapes. It is perfect for retail stores, shops, restaurants, museums and galleries.



**CRI>80** is suitable for general indoor illumination: residential applications, offices, hotels, schools, gyms.

## Vivid COB



**Warm Crispy**



**Warm Vivid**



**Plant White**



**Fresh Rose**



**Alaska**



**Clear White**



# Pipes R

## Technical Overview



### RI

Recessed trim-less



Ø 60, H 71 mm

Fixed

### RV

Recessed visible trim



Ø 60, H 70 / 103 mm

Fixed / Adjustable

### RVS / RVSQ

Recessed visible trim



Ø 65, H 69 / 102 mm

Fixed / Adjustable

### SPOT/SLOT



Ø 85, H 70 mm

RVS SPOT Fixed



Ø 85, H 105 mm

RVS SLOT Adjustable

	60-65 MM	85 MM
<b>Beam angle</b>	20°, 30°, 55°	20°
<b>Orientation</b>	25° (A) / 360°	25° (Slot) / 360°
<b>Luminaire luminous flux</b>	up to 1050 (20°, 30°), 1400 lm (55°)	up to 740 lm
<b>Led colour</b>	830, 840, 927, 930, 935, 940	830, 840, 927, 930, 935, 940
<b>Dynamic light</b>	Dim to warm (D2W)	Dim to warm (D2W)
<b>Special LED colour</b>	-	-
<b>Driver</b>	Casambi, DALI, FO	Casambi, DALI, FO
<b>Driver position</b>	Remote	Remote
<b>IP protection</b>	IP20, IP44* (RV, RVS)	IP20
<b>Colour</b>	1 2 3	1 2 3

\*IP value from the exposed side



≥ 85 %



TW



D2W



VIVID

GR0

GR1



7 YEAR WARRANTY



**Light source:** High-power COB LED, CRI>80/90, MacAdam≤2, 50.000h L90 B10 at 35°C. **Optic:** Highly efficient with uniform distribution, metalized polycarbonate with lacquer finish. **Body:** Polycarbonate. **Control gear:** Constant current driver order separately. **Power supply:** 150 - 1050mA.

**Lichtsystem:** High-power COB LED Module, CRI>80/90, MacAdam≤2, 50.000h L90 B10 bei 35°C. **Optisches System:** Hocheffizienter Reflektor mit gleichmäßiger Lichtverteilung, metallisiertes Polycarbonat mit Lackbeschichtung. **Leuchtenkörper:** Polycarbonat. **Elektrische Ausführung:** Konstantstrom Treiber - separat bestellen. **Netzspannung:** 150 - 1050mA.



Ø 80, H 82 mm  
Fixed



Ø 100, H 116 / 126 mm  
Fixed / Adjustable



Ø 133, H 175 mm  
Fixed



Ø 80, H 82 / 115 mm  
Fixed / Adjustable



Ø 105, H 133 mm  
Adjustable



Ø 140, H 189 mm  
Adjustable



Ø 89, H: 82 / 115 mm  
Fixed / Adjustable



Ø 85, H 82 / 115 mm  
RVSQ Fixed / Adjustable



Ø 115, H 133 mm  
Adjustable

### 80-89 MM

20°, 30°, 55°

25° (A) / 360°

up to 1050 (20°, 30°), 1400 lm (55°)

830, 840, 927, 930, 935, 940

Dim to warm (D2W)

-

Casambi, DALI, FO

Remote

IP20

1 2 3

### 100-115 MM

19°, 30°, 40°, 60°

±25° (A) / 360°

950 - 3400 lm

830, 835, 840, 927, 930, 940

Tunable white 2700 - 6500K (TW)

Alaska, Clear white, Fresh rose, Warm crispy,  
Warm vivid, Plant white

Casambi, DALI, FO

Remote

IP20, IP44\* (RV)

1 2 3

### 140 MM

15°, 24°, 30°, 40°, 56°, 62°

±25° (A) / 360°

1300 - 6500 lm

830, 835, 840, 927, 930, 940

Tunable white 2700 - 6500K (TW)

Alaska, Clear white, Fresh rose, Warm crispy,  
Warm vivid, Plant white

Casambi, DALI, FO


Remote

IP20

1 2 3

**Fuente de luz:** Módulo LED COB, CRI 80/90, MacAdam $\leq$ 2, 50.000h L90 B10 a 35°C.

**Óptica:** Alta eficiencia con distribución uniforme, policarbonato metalizado con acabado lacado. **Cuerpo:** Policarbonato. **Equipo:** Driver de corriente constante - pedir por separado. **Fuente de alimentación:** 150 - 1050mA.



# Rylo

Extraordinary light comfort

**If you don't want to see where the light comes from, this is the solution**

Rylo is not a common downlight. With its special optics it provides high visual comfort and generates circular light emission.

It doesn't show off. The light source is hidden and all you can see is pure light with absolutely no glare. It is universal, perfect for all spaces and projects.

**Wenn Sie nicht sehen möchten, woher das Licht kommt, ist dies die Lösung**

Rylo ist kein gewöhnliches Downlight. Durch ihre spezielle Optik bietet sie einen hohen visuellen Komfort und erzeugt einen kreisrunden Lichtaustritt.

Das Downlight prahlt nicht. Die Lichtquelle liegt versteckt und man kann nur das reine Licht bei blendfreier Lichtverteilung sehen. Sie ist universell und perfekt für alle Räume und Projekte geeignet.

**Su mejor compañera en la oficina**

Ya sea suspendida, empotrada o de pie, Rylo Pro se concibió especialmente para las oficinas: para despachos, espacios diáfanos y salas de conferencias, con su iluminación sin deslumbramiento y con un alto grado de bienestar y confort visual.

La versión de pie de Rylo Pro es realmente práctica: no requiere instalación y es tan fácil como colocarla y disfrutarla. Se traslada fácilmente de un puesto de trabajo a otro.



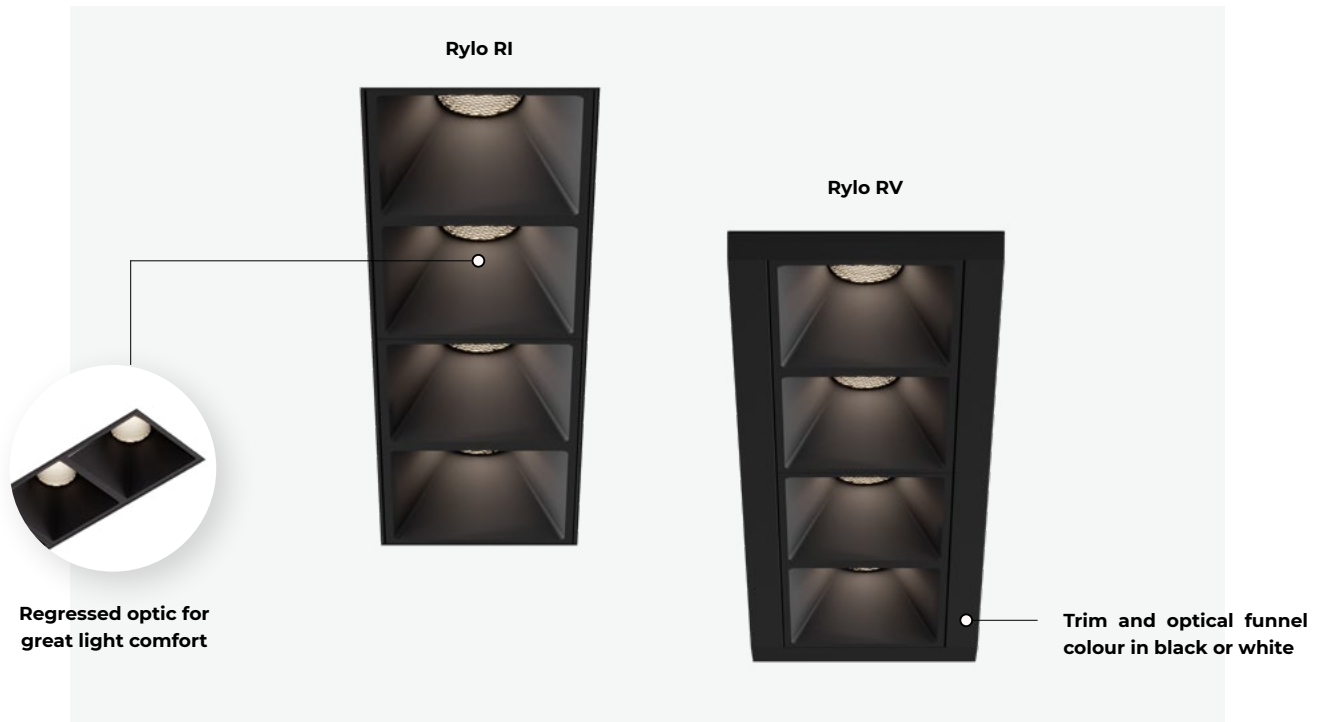













#### MAIN FEATURES

### A luminaire for life

Clean, timeless design, high visual comfort, perfect fusion with space and minimalistic looks make it a luminaire you will never get tired of.



### Great light comfort

Create a healthier environment with lighting which importantly affects our well-being and mood. Rylo provides low glare and offers high light comfort.

# Rylo

## Technical Overview



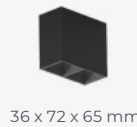
### RI Recessed trim-less



### RV Recessed visible trim



### C/S Ceiling / Suspended



	1x	2x	4x	8x
<b>Beam angle</b>	22°, 30°, 50°, Asymmetric	22°, 30°, 50°, Asymmetric	22°, 30°, 50°, Asymmetric	22°, 30°, 50°, Asymmetric
<b>Luminaire luminous flux*</b>	up to 185 lm/spot	up to 130 lm/spot	up to 130 lm/spot	up to 130 lm/spot
<b>Glare control</b>	<19	<19	<19	<19
<b>Led colour</b>	927, 930, 935, 940	927, 930, 935, 940	927, 930, 935, 940	927, 930, 935, 940
<b>Driver</b>	Casambi, DALI, FO	Casambi, DALI, FO	Casambi, DALI, FO	Casambi, DALI, FO
<b>Driver position</b>	Remote	Remote / In the ceiling cup	Remote / In the ceiling cup	Remote / In the ceiling cup
<b>Colour</b>	1 2	1 2	1 2	1 2

\* The data refer to the 930 version



GRO CASAMBI



**Light source:** High-flux PCB LED modules, mid-power SMD LED, CRI>90, MacAdam≤2, 50.000h L90 B10 at 35°C. / High-power LED, CRI>90, MacAdam≤2,5, 50.000h L80 B10 at 35°C. **Optic:** Low glare spot optical system with UGR<19. **Body:** Extruded aluminium profile, powder coated. **Control gear:** Constant current driver - order separately. **Power supply:** 250 - 1000mA.

**Lichtsystem:** High-flux PCB LED modules, mid-power SMD LED, CRI>90, MacAdam≤2, 50.000h L90 B10 bei 35°C. / High-power COB, CRI>90, MacAdam≤2,5, 50.000h L80 B10 bei 35°C. **Optisches System:** Blendarmes optisches Spotsystem mit UGR<19. **Leuchtenkörper:** Profil aus extrudiertem Aluminium, pulverbeschichtet. **Elektrische Ausführung:** Konstantstrom Treiber - separat bestellen. **Netzspannung:** 250 - 1000mA.

**Fuente de luz:** Módulos led PCB de alta intensidad, SMD led de potencia media, CRI>90, MacAdam≤2, 50 000 h L90 B10 a 35 °C. / LED de alta potencia, CRI>90, MacAdam≤2,5, 50.000h L80 B10 at 35°C. **Óptica:** Sistema de óptica de foco de bajo deslumbramiento con UGR<19. **Cuerpo:** Perfil de aluminio extruido, recubierto con pintura en polvo. **Equipo:** Driver de corriente constante - pedir por separado. **Fuente de alimentación:** 250 - 1000mA.



# Deux pièces

Simple and flexible

## Less light, more impact

Deux pièces is unique, different in so many ways. This small luminaire is powerful enough to solve various illumination challenges and help you take your ideas even further.

Its famous award winning design fascinates with unexpected detail and fantastic colour reproduction. A wide family range allows satisfaction in different illumination needs without compromising on style. The impact is guaranteed.

## Weniger Licht, mehr Wirkung

Deux pièces ist auf so viele Arten einzigartig. Diese kleine Leuchte ist stark genug, um verschiedene Beleuchtungsherausforderungen zu meistern und Ihnen dabei zu helfen, Ihre Ideen voranzubringen.

Ihr berühmtes und preisgekröntes Design fasziniert mit unerwarteten Details und einer fantastischen Farbwiedergabe. Diese breite Produktfamilie ermöglicht eine Erfüllung verschiedener Beleuchtungsbedürfnisse ohne einen Kompromiss im Stil einzugehen. Die Wirkung ist gewährleistet.

## Menos luz, más impacto

Deux pièces es único y diferente en muchos sentidos. Esta pequeña luminaria es lo suficientemente potente como para enfrentarse a diferentes retos de iluminación y ayudarle a llevar a cabo sus ideas.

Su famoso y reconocido diseño fascina con detalles sorprendentes y una fantástica reproducción del color. Una amplia gama le garantiza la satisfacción ante multitud de necesidades de iluminación, sin dejar de lado el estilo. El impacto está garantizado.

















Set the dimming for individual light with TD version



Integrated driver

#### MAIN FEATURES



### Rotate it to the desired direction

Its specific design makes it one of those pieces - whether you like it or not. There's no in-between. Because of lower lumen output, it is more suitable for home and hospitality.

### Light effect only

When you want the luminaire to be discretely hidden and see only the effect of light, Deux pièces is a good solution.



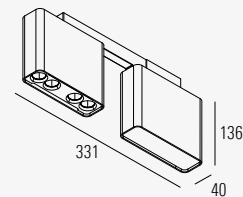
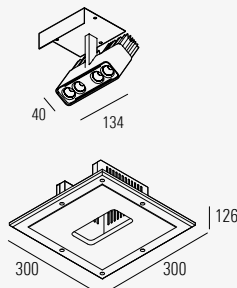
# Deux pièces

## Technical Overview



	<b>RI</b> Recessed trim-less	<b>T</b> Track
<b>Beam angle</b>	20°, 30°, 55°	20°, 30°, 55°
<b>Orientation</b>	± 30°	90°, 355°
<b>Luminaire luminous flux</b>	up to 2650 lm (20°, 30°), 3300 lm (55°)	up to 2650 lm (20°, 30°), 3300 lm (55°)
<b>Led colour</b>	927, 930, 935, 940	927, 930, 935, 940
<b>Driver</b>	Casambi, DALI, FO	FO, TD
<b>Driver position</b>	Remote	Track adapter
<b>Colour</b>	<b>1</b> <b>2</b>	<b>1</b> <b>2</b>

### Dimensions



≥ 90 %

GR1

CASAMBI



WARRANTY



**Light source:** High-power COB LED, CRI>90, MacAdam $\leq$ 2, 50.000h L90 B10 at 35°C. **Optic:** Highly efficient with uniform distribution, metalized polycarbonate with lacquer finish. **Body:** Aluminium, powder coated. **Control gear:** Integrated highly-efficient driver with fixed output (FO) or dimmable with Touch-dim push button for T version. For RI version constant current driver must be ordered separately. **Power supply:** 230V 50Hz / 500 - 900mA.

**Lichtsystem:** High-power COB LED, CRI>90, MacAdam $\leq$ 2, 50.000h L90 B10 bei 35°C. **Optisches System:** Hocheffizienter Reflektor mit gleichmäßiger Lichtverteilung, metallisiertes Polycarbonat mit Lackbeschichtung. **Leuchtenkörper:** Aluminium pulverbeschichtet. **Elektrische Ausführung:** Integrierter hocheffizienter Treiber mit Fix-Output (FO) oder dimmbar mit Touch-Dim-Druckknopf für die T-Version. Für die RI-Version muss der Konstantstromtreiber separat bestellt werden. **Netzspannung:** 230V 50Hz / 500 - 900mA.


**Fuente de luz:** Led COB de alta potencia, CRI>90, MacAdam $\leq$ 2, 50 000 h L90 B10 a 35°C. **Óptica:** Alta eficiencia con distribución uniforme, policarbonato metalizado con acabado lacado. **Cuerpo:** Aluminio, pintura en polvo. **Equipo:** Driver altamente eficiente integrado con salida fija (FO) o regulable con pulsador regulador táctil para la versión T. Para la versión RI, el driver de corriente constante se debe pedir por separado. **Fuente de alimentación:** 230V 50Hz / 500 - 900mA.



BY CHICAGO ATHENAEUM

DESIGN PLUS

powered by light+building



# Eye

Good looking all around

## Don't roll your eyes, roll your Eye

There are really a lot of spots out there, but Eye is not just »one more spot«. Come closer. All the details are carefully thought out. Its clean elegant look with the possibility of a 360-degree orientation makes it a perfect luminaire for hospitality, retail and private residences.

## Rollen Sie nicht mit den Augen, rollen Sie mit Eye

Es gibt wirklich eine Vielzahl von Strahlern auf dem Markt, aber Eye ist nicht nur »ein weiterer Strahler«. Kommen Sie näher. Alle Details sind sorgfältig durchdacht. Sein sauberer, eleganter Look mit der Möglichkeit einer 360°-Ausrichtung macht ihn zu einer perfekten Leuchte im Gastgewerbe, Einzelhandel und in Privathäusern.

## No gire la mirada, gire su Eye

Hay focos y focos, y Eye no es «un foco más». Acérquese: verá que hemos cuidado todos los detalles. Su estética limpia y elegante con la posibilidad de orientarla 360 grados la convierte en la luminaria perfecta para hostelería, comercio minorista y residencias privadas.





ESPRESSO	3/3,5
AMERICANO	3/3,5
LATTE	4/4,25
FLAT WHITE	3,75/4,25
CAPPUCCINO	3,75/4,25
MOCHA	4,75/5,25
MATCHA CHAI	4,75/5,25











#### MAIN FEATURES



### Innovative swivel system

Eye is unique for the way it can be rotated in all directions, while the swivel mechanism remains invisible. Three types of optics allow a wide range of use.

### Nothing is left to chance

All the details of this product communicate elegance, precision and perfection. Even when seen from the backside. In the track version the driver (FO, DALI or Casambi) is integrated in a track adapter.



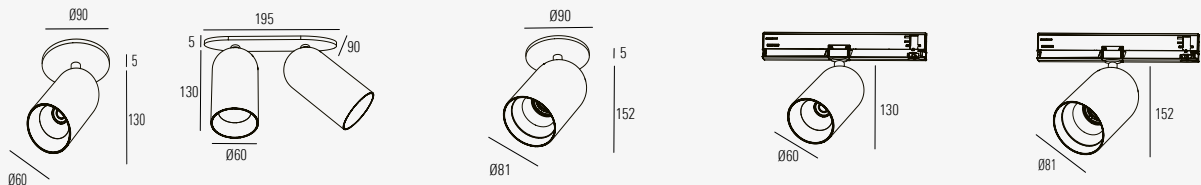
# Eye

## Technical Overview



	<b>C 60</b> Ceiling	<b>C 80</b> Ceiling	<b>T 60</b> Track	<b>T 80</b> Track
<b>Beam angle</b>				
Reflector	18°, 30°, 45°	18°, 31°, 51°	18°, 30°, 45°	18°, 31°, 51°
Lens	11°, 21°, 26°, 46°	23°, 34°, 52°	11°, 21°, 26°, 46°	23°, 34°, 52°
Zoom lens	21° - 47°	-	21° - 47°	-
<b>Orientation</b>	65° / 360°	65° / 360°	65° / 350°	65° / 350°
<b>Luminaire luminous flux</b>	up to 1700 lm*	up to 3000 lm	up to 1850 lm	up to 3000 lm
<b>Led colour</b>	927, 930, 935, 940	830, 840, 927, 930 935, 940	927, 930, 935, 940	830, 840, 927, 930 935, 940
<b>Driver</b>	Casambi, DALI, FO	Casambi, DALI, FO	Casambi, DALI, FO	Casambi, DALI, FO
<b>Driver position</b>	Remote	Remote	Track adapter	Track adapter
<b>Colour</b>	<b>B D J</b>	<b>B D J</b>	<b>B D</b>	<b>B D</b>

### Dimensions



\* The data refer to one spot. Multiply the number with the number of spots.



**Light source:** High-power COB LED, CRI>80/90, MacAdam≤2, 50.000h L90 B10 at 35°C. **Optic:** Highly efficient with uniform distribution, metalized polycarbonate with lacquer finish / Highly efficient PMMA optical lenses / Acrylic high efficiency lens with adjustable beam angle. **Body:** Aluminium, powder coated. **Control gear:** Integrated highly-efficient driver with fixed output (FO) or dimmable (DALI-TD, Casambi). / Some versions require externally mounted driver - order separately. **Power supply:** 230V 50Hz / 350 - 700mA.

**Lichtsystem:** High-power COB LED Module, CRI>80/90, MacAdam≤2, 50.000h L90 B10 bei 35°C. **Optisches System:** Hocheffizienter Reflektor mit gleichmäßiger Lichtverteilung, metallisiertes Polycarbonat mit Lackbeschichtung (spot, medium, breit) / Hocheffiziente optische Linse aus PMMA (spot, medium, elliptisch) / Hocheffiziente Acryllinse mit einstellbarem Strahlwinkel. **Leuchtenkörper:** Aluminium pulverbeschichtet. **Elektrische Ausführung:** Integrierter hocheffizienter Treiber mit Fix-Output (FO) oder dimmbar (DALI-TD, Casambi). / Einige Versionen erfordern einen extern montierten Treiber - separat bestellen. **Netzspannung:** 230V 50Hz / 350 - 700mA.

**Fuente de luz:** Módulo LED COB, CRI 80/90, MacAdam≤2, 50.000h L90 B10 a 35°C. **Óptica:** Alta eficiencia con distribución uniforme, policarbonato metalizado con acabado lacado (spot, medio, ancho) / Lentes ópticas de alta eficiencia PMMA (spot, medio, elíptica) / Metacrilato con lente de alta eficiencia con ángulo de haz ajustable. **Cuerpo:** Aluminio, pintura en polvo. **Equipo:** Driver altamente eficiente integrado con salida fija (FO) o regulable (DALI-TD, Casambi). / Algunas versiones requieren un driver montado externamente (pedir por separado). **Fuente de alimentación:** 230V 50Hz / 350 - 700mA.



BY CHICAGO ATHENAEUM



red dot design award  
winner



product  
design  
award



# Pipes

Simple outside, clever inside

## Its innovative design makes it irresistible

The simple shape is neutral and widely generic to fit easily anywhere. Thanks to variety of applications, an uncompromising performance and high efficiency, it has the power to point the attention and to create a special atmosphere in a space.

The front of the fixture is what makes it unique and different. To achieve high visual comfort the reflector is inwardly recessed, while the funnel acts as a transition zone to minimize the contrast.

## Ihr innovatives Design macht sie unwiderstehlich

Die einfache Form ist neutral und sehr allgemein, um sich überall ganz einfach einzufügen. Dank einer Vielzahl von Anwendungen, einer kompromisslosen Leistung und hoher Effizienz, hat er die Macht die Aufmerksamkeit auf sich zu lenken und eine spezielle Atmosphäre in einem Raum zu erzeugen.

Die Vorderseite des Beleuchtungskörpers macht ihn so einzigartig und anders. Um einen hohen visuellen Komfort zu erzielen, ist der Reflektor innen versenkt, während der Trichter als Übergangsbereich dient, um den Kontrast zu minimieren.

## Su diseño innovador lo hacen irresistible

Su forma sencilla brinda un ambiente neutro y muy genérico para poder adaptarse a cualquier espacio. Gracias a su diversidad de aplicaciones, donde el rendimiento y la máxima eficiencia están garantizadas, tiene la fuerza de enfocar la atención y de crear una atmósfera especial en cada lugar.

Su cara frontal lo convierte en un diseño único y diferente. Para lograr el máximo confort visual, el reflector está empotrado y el conducto actúa de zona de transición para minimizar el contraste.











































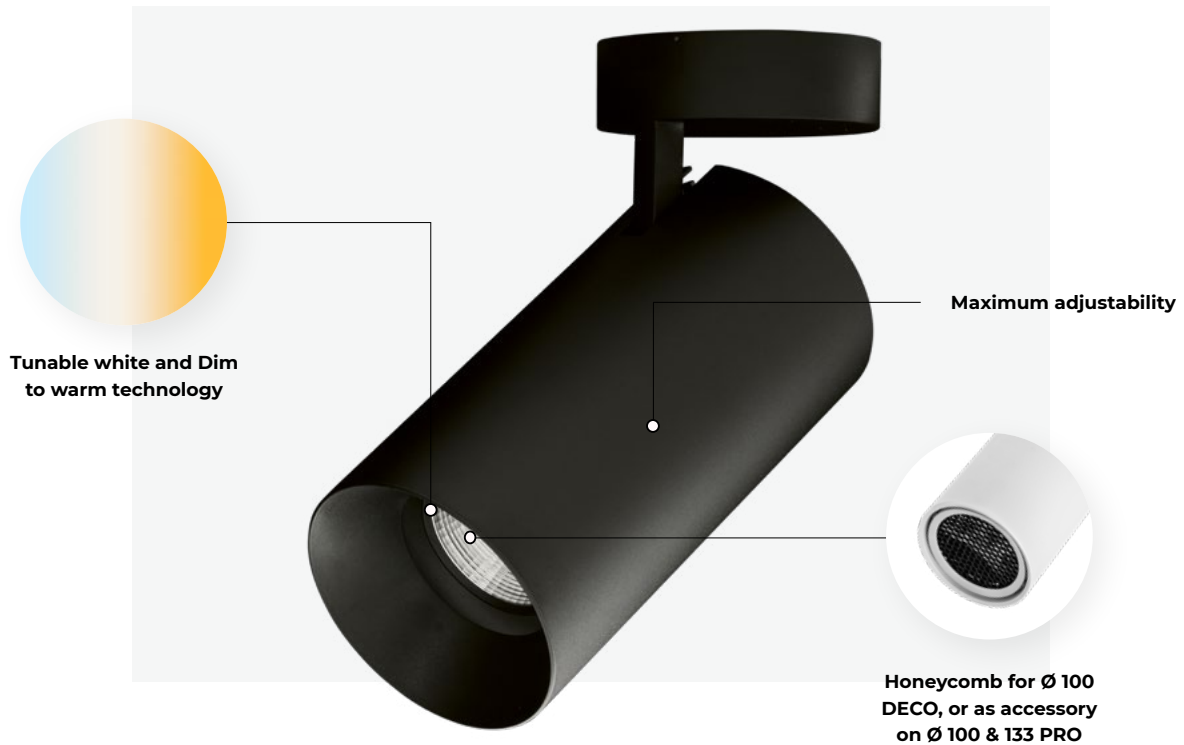












#### MAIN FEATURES



### A size for every need

From creating an atmosphere with low lighting scenario to a strong illumination we've got you covered.

### Maximum adjustability

There is always a need to change the focus, but you shouldn't worry about that with Pipes, as it offers maximum adjustability and extra flexibility.





## Pipes TC

Pipes TC is a compact spotlight with a central centre of gravity that prevents the track or profile from inclination. Its discreet design, power and small size make it probably the most useful track spotlight that can perfectly fit any interior.




## Pipes 45

This is a nice solution for rooms where intense lighting is not needed, such as living rooms, hotel rooms etc.



## Pipes SRI - You can move it up and down

How recessed do you prefer it? Play with heights, all with one product. It's easy to lock it with a single twist.



## From Pipes S to Pipes Tube

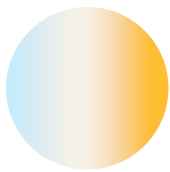
Also, suspended spotlights can be a good solution for general lighting. Sometimes Pipes S is just too short. Combine it with longer versions of Pipes Tube.



**PRO Optics**


**DECO Optics**

## Dynamic illumination



### Tunable white technology

It allows you to get close to the dynamic of sunlight. You can set the colour temperature from cool to warm white upon your needs.



### Dim to warm technology

Create a warm, soft, cosy and relaxing atmosphere. Like the one we achieved with the old light bulbs.

## CRI for every occasion



**CRI>90** improves the appearance of objects. It leads to a natural and fresh appearance that brings out colours, textures, and shapes. It is perfect for retail stores, shops, restaurants, museums and galleries.



**CRI>80** is suitable for general indoor illumination: residential applications, offices, hotels, schools, gyms.

## Vivid COB



**Warm Crispy**



**Warm Vivid**



**Fresh Rose**



**Alaska**



**Plant White**



**Clear White**

**PIPES RIO / RV**

Semi recessed orientable



**PIPES SRI**

Semi recessed extractable



**PIPES C / CF**

Ceiling fixed / orientable



**PIPES S\***

Suspended



**PIPES T**

Track



**Ø 45**  
Extra small

**Ø 100**  
Small

**Ø 133**  
Large



# Pipes

## Technical Overview



Ø 45  
Extra small



Ø 100  
Small



Ø 133  
Large



	DECO	DECO	PRO	DECO	PRO
<b>Beam angle</b>	20°, 30°, 55°	30°, 40°, 60°	15°, 30°, 36°, 56°	24°, 40°, 62°	15°, 30°, 36°, 56°
Zoom lens	-	21° - 47°	-	-	-
<b>Luminaire luminous flux</b>	up to 960 (20°, 30°), 1150 lm (55°)	up to 3600 lm	up to 3400 lm	up to 6200 lm	up to 4600 lm
<b>Led colour</b>	927, 930, 935, 940	827, 830, 840, 927, 930, 935, 940	830, 835, 840, 927, 930, 940	830, 840, 930, 940	830, 835, 840, 927, 930, 940
<b>Dynamic light</b>	Dim to warm (D2W)**	Tunable white 2700 - 6500K (TW)	Tunable white 2700 - 6500K (TW)	-	Tunable white 2700 - 6500K (TW)
<b>Special LED colour</b>	-	Alaska, Clear white, Fresh rose, Warm crispy, Warm vivid, Plant white	Alaska, Clear white, Fresh rose, Warm crispy, Warm vivid, Plant white	-	Alaska, Clear white, Fresh rose, Warm crispy, Warm vivid, Plant white
<b>Driver</b>	Casambi, DALI, FO	Casambi, DALI, FO	Casambi, DALI, FO	Casambi, DALI, FO	Casambi, DALI, FO

\*Pipes S is available also with track adapter. \*\*Dim to warm is possible on 55° beam angle.  
Honeycomb available for versions 100 DECO, or as accessory on 100 PRO and 133 PRO.

Standard: **1** **2** Special colours:



**Light source:** High-power COB LED, CRI>80/90, MacAdam≤2, 50.000h L90 B10 at 35°C. **Optic:** Highly efficient with uniform distribution, metalized polycarbonate with lacquer finish / Highly efficient PMMA optical lenses / Acrylic high efficiency lens with adjustable beam angle. **Body:** Aluminium, powder coated. **Control gear:** Integrated highly-efficient driver with fixed output (FO) or dimmable (DALI, TD, Casambi). TD version is supplied with Touch-dim push button. / For RIO/RVO, SRI versions constant current driver must be ordered separately. **Power supply:** 230V 50Hz / 350 - 900mA.

**Lichtsystem:** High-power COB LED Module, CRI>80/90, MacAdam≤2, 50.000h L90 B10 bei 35°C. **Optisches System:** Hocheffizienter Reflektor mit gleichmäßiger Lichtverteilung, metallisiertes Polycarbonat mit Lackbeschichtung / Hocheffiziente optische Linse aus PMMA / Hocheffiziente Acryllinse mit einstellbarem Strahlwinkel. **Leuchtenkörper:** Aluminium pulverbeschichtet. **Elektrische Ausführung:** Integrierter hocheffizienter Treiber mit Fix-Output (FO) oder Dali-dimbar (DALI-TD, Casambi). TD Version mit integriertem Touch-DIM Schalter. / Für RIO/RVO, SRI Versionen muss der Konstantstromtreiber separat bestellt werden. **Netzspannung:** 230V 50Hz / 350 - 900mA.

**Fuente de luz:** Módulo LED COB, CRI 80/90, MacAdam≤2, 50.000h L90 B10 a 35°C. **Óptica:** Alta eficiencia con distribución uniforme, policarbonato metalizado con acabado lacado / Lentes ópticas de alta eficiencia PMMA / Metacrilato con lente de alta eficiencia con ángulo de haz ajustable. **Cuerpo:** Aluminio, pintura en polvo. **Equipo:** Driver integrado altamente eficiente sin regulación (FO) o regulable (DALI-TD, Casambi). La versión TD suministrada con botón touch-dimm. / Para las versiones RIO/RVO, SRI, el driver de corriente constante se debe pedir por separado. **Fuente de alimentación:** 230V 50Hz / 350 - 900mA.



# Hunter

Call to action

## Light can activate sales

Modern retail shops cannot afford to be uniform. To provoke the desired response of buyers, sections with high sales potential have to be enhanced in the right way.

Hunter spot is designed to make your products stand out and help you create a desirable overall brand experience.

## Licht kann die Umsätze steigern

Moderne Einzelhandelsgeschäfte können es sich nicht leisten, einheitlich zu sein. Um die gewünschte Reaktion der Käufer hervorzurufen, müssen Bereiche mit einem hohen Verkaufspotential auf richtige Weise hervorgehoben werden.

Hunter Spot ist so konzipiert, dass sich Ihre Produkte abheben, und hilft Ihnen, ein wünschenswertes, allgemeines Markenerlebnis zu schaffen.

## La luz puede activar las ventas

Las tiendas modernas no pueden permitirse ser uniformes. Para provocar la respuesta deseada en los compradores se deben realzar las zonas con gran potencial de ventas.

Hunter Spot está diseñado para que sus productos llamen la atención y le ayudará a crear la experiencia de marca que desea.









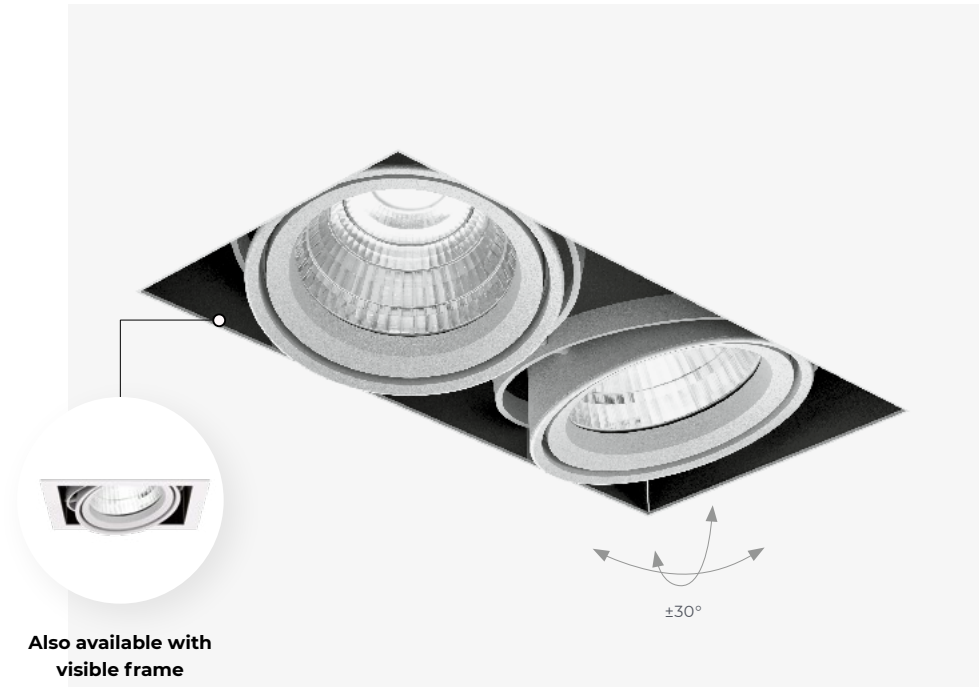












Also available with visible frame

#### MAIN FEATURES




### General illumination with Hunter S

Hunter is different from classical tubes. It can be a good solution for general lighting in spaces with open ceilings.

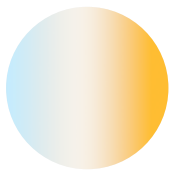
### Maximum adjustability

Thanks to its flexibility, Hunter can be oriented in the desired direction and adjusted the way you want. It is perfect for retail, big open spaces or galleries.





## Dynamic illumination



### Tunable white technology

It allows you to get close to the dynamic of sunlight. You can set the colour temperature from cool to warm white upon your needs.

## CRI for every occasion



**CRI>90** improves the appearance of objects. It leads to a natural and fresh appearance that brings out colours, textures, and shapes. It is perfect for retail stores, shops, restaurants, museums and galleries.



**CRI>80** is suitable for general indoor illumination: residential applications, offices, hotels, schools, gyms.

## Vivid COB



Warm Crispy



Warm Vivid



Plant White



Fresh Rose



Alaska



Clear White




# Hunter

## Technical Overview



RIO

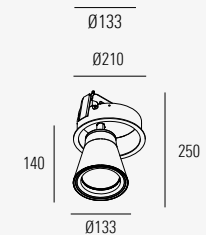
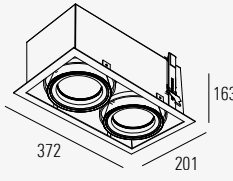
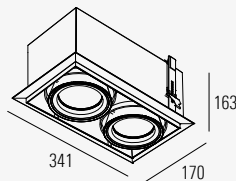
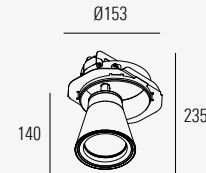
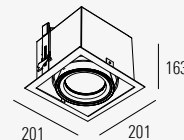
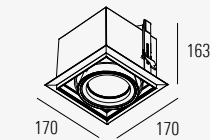


RVO

### HUNTER

	RI Recessed trim-less	RV Recessed visible trim	RIO/RVO Semi recessed trim-less / visible trim
<b>Beam angle</b>	15°, 24°, 54°	15°, 24°, 54°	15°, 24°, 54°
<b>Orientation</b>	±30° / 360°	±30° / 360°	60° / 355°
<b>Luminaire luminous flux</b>	1400 - 9100 lm	1400 - 9100 lm	1400 - 5000 lm
<b>Led colour</b>	827, 830, 840, 930, 940	827, 830, 840, 930, 940	827, 830, 840, 930, 940
<b>Dynamic light</b>	Tunable white 2700 - 6500K	Tunable white 2700 - 6500K	Tunable white 2700 - 6500K
<b>Special LED colour</b>	Alaska, Clear white, Fresh rose, Plant white, Warm crispy, Warm vivid	Alaska, Clear white, Fresh rose, Plant white, Warm crispy, Warm vivid	Alaska, Clear white, Fresh rose, Plant white, Warm crispy, Warm vivid
<b>Driver</b>	Casambi, DALI, FO	Casambi, DALI, FO	Casambi, DALI, FO
<b>Driver position</b>	Remote	Remote	Remote
<b>Colour</b>	1 2	1 2	1 2

### Dimensions



\* Hunter S is available also with track adapter.



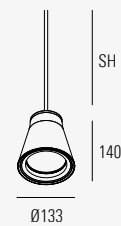
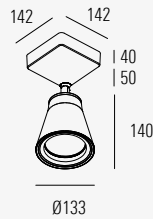
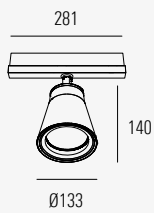
**Light source:** High-power COB LED, CRI>80/90, MacAdam≤2, 50.000h L90 B10 at 35°C. **Optic:** Highly efficient with uniform distribution, metalized polycarbonate with lacquer finish. **Body:** Aluminium, powder coated. / Steel-sheet housing with aluminium frame for RI/RV. **Control gear:** Integrated highly-efficient driver with fixed output (FO) or dimmable (DALI, Casambi). / For RIO/RVO/RI/RV versions constant current driver must be ordered separately. **Power supply:** 230V 50Hz / 500 - 1050mA.

**Lichtsystem:** High-power COB LED Module, CRI>80/90, MacAdam≤2, 50.000h L90 B10 bei 35°C. **Optisches System:** Hocheffizienter Reflektor mit gleichmäßiger Lichtverteilung, metallisiertes Polycarbonat mit Lackbeschichtung. **Leuchtenkörper:** Aluminium pulverbeschichtet. / Stahlblechgehäuse mit Aluminiumrahmen für RI/RV. **Elektrische Ausführung:** Integrierter hocheffizienter Treiber mit Fix-Output (FO) oder Dali dimmbar (DALI). / Für RIO/RVO/RI/RV-Versionen muss der Konstantstromtreiber separat bestellt werden. **Netzspannung:** 230V 50Hz / 500 - 1050mA.



T	C	S*
Track	Ceiling	Suspended
15°, 24°, 54°	15°, 24°, 54°	15°, 24°, 54°
60° / 355°	60° / 3°	-
900 - 4500 lm	900 - 4500 lm	900 - 5000 lm
827, 830, 840, 930, 940	827, 830, 840, 930, 940	827, 830, 840, 930, 940
-	-	-
Alaska, Clear white, Fresh rose, Plant white, Warm crispy, Warm vivid	Alaska, Clear white, Fresh rose, Plant white, Warm crispy, Warm vivid	Alaska, Clear white, Fresh rose, Plant white, Warm crispy, Warm vivid
Casambi, DALI, FO	Casambi, DALI, FO	Casambi, DALI, FO
Track adapter	Integrated	Remote, Track adapter
1 2	1 2	1 2

SH (mm): 1500, 3000, 5000



**Fuente de luz:** Módulo LED COB, CRI 80/90, MacAdam $\leq$ 2, 50.000h L90 B10 a 35°C.  
**Óptica:** Alta eficiencia con distribución uniforme, policarbonato metalizado con acabado lacado. **Cuerpo:** Aluminio, pintura en polvo. / Carcasa de chapa de acero con marco de aluminio para RI/RV. **Equipo:** Driver de alta eficiencia integrado no regulable (FO) o regulable (DALI). / Para las versiones RIO/RVO/RI/RV, el driver de corriente constante se debe pedir por separado. **Fuente de alimentación:** 230V 50Hz / 500 - 1050mA.



# Cub

Hide and seek

## Two functions, two stories

A common problem in apartment buildings is that electric connections are usually in the wrong place. This was our inspiration when creating the Cub, a light that can be used as a classical spotlight, that blends into the surroundings of your concrete ceilings, or as a system of lights that will seamlessly conceal the electrical installation and relocate it wherever you need it.

Don't let the size of this luminaire fool you: it offers a strong spotlight and high efficiency, but at the same time gives an opportunity to create an eye-catching element which gives your space character.

## Zwei Funktionen, zwei Stories

Ein allgemeines Problem in Wohnhäusern ist, dass sich die elektrischen Anschlüsse immer an der falschen Stelle befinden. Das war unsere Inspiration, als wir Cube erschufen; eine Leuchte, die als klassischer Strahler verwendet werden kann, der sich in die Umgebung eurer Betondecken einfügt, oder als ein Lichtsystem, das die elektrischen Anschlüsse nahtlos verbirgt und überall aufgestellt werden kann, wo ihr es braucht.

Lasst euch von der Größe dieser Leuchte nicht täuschen: sie bietet einen starken Strahler und eine hohe Effizienz, ist jedoch gleichzeitig ein Eye Catcher, der eurem Raum Charakter gibt.

## Dos funciones, dos historias

Un problema común en los bloques de pisos es que las conexiones eléctricas suelen estar donde no deben. Fue lo que nos inspiró a crear Cub, una luminaria que se puede usar como foco de toda la vida que se fusiona con los alrededores de los techos de hormigón o como sistema de luces que disimula a la perfección la instalación eléctrica y la reubica donde quieras.

No dejes que su tamaño te engañe: el foco es potente y muy eficiente, y al mismo tiempo te da la oportunidad de crear un elemento llamativo que da personalidad a tu espacio.

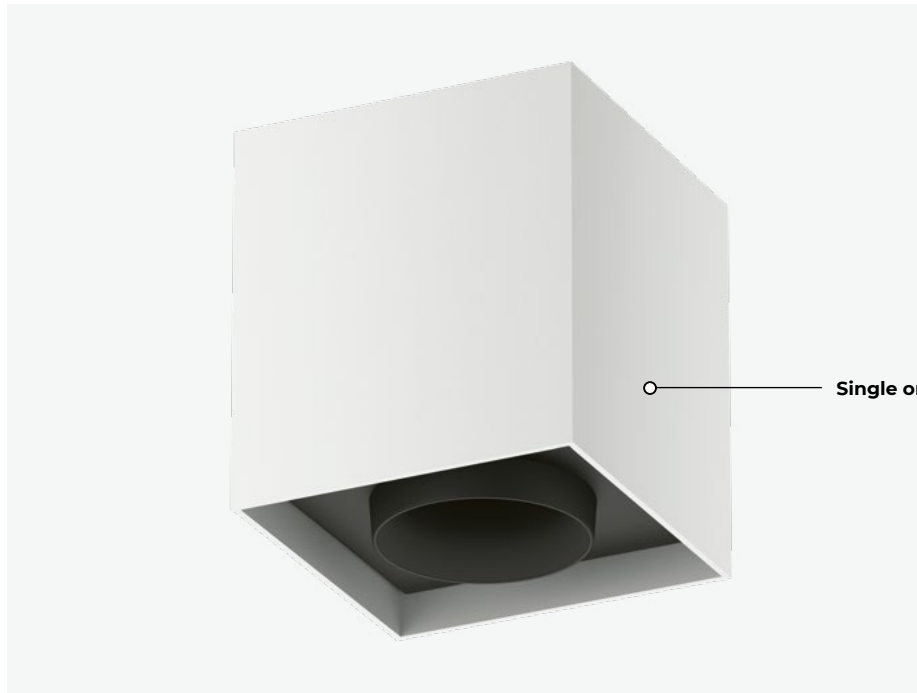












#### MAIN FEATURES



### **Goodbye to all those wires. They are hidden!**

Cub can be combined in a system of three spots. All the electrical connections are hidden in a bar, together with an integrated driver.

### **Diverse choice and simple installation**

You can choose among five different colour temperatures. Moreover, very simple installation is its great advantage.



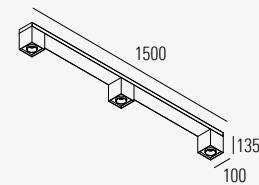
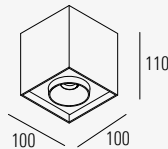
# Cub

## Technical Overview



	<b>CUB C</b>	<b>CUB C3</b>
<b>Beam angle</b>	20°, 30°, 55°	20°, 30°, 55°
<b>Luminaire luminous flux</b>	up to 1050 (20°, 30°), 1400 lm (55°)	up to 1050 (20°, 30°), 1400 lm (55°)
<b>Led colour</b>	927, 930, 935, 940	927, 930, 935, 940
<b>Driver</b>	Casambi, DALI, FO	Casambi, DALI, FO
<b>Driver position</b>	Integrated (FO), Remote (DALI, Casambi)	Integrated
<b>Colour</b>	1 2	1 2

### Dimensions



The data refer to one spot. Multiply the number with the number of spots.



GR1

CASAMBI



WARRANTY



**Light source:** High-power COB LED, CRI>90, MacAdam $\leq$ 2, 50.000h L90 B10 at 35°C. **Optic:** Highly efficient with uniform distribution, metalized polycarbonate with lacquer finish. **Body:** Aluminium, powder coated. **Control gear:** Integrated highly-efficient driver with fixed output (FO) or dimmable (DALI, Casambi). Some versions require externally mounted driver - order separately. **Power supply:** 230V 50Hz / 150 - 900 mA.

**Lichtsystem:** High-power COB LED, CRI>90, MacAdam $\leq$ 2, 50.000h L90 B10 bei 35°C. **Optisches System:** Hocheffizienter Reflektor mit gleichmäßiger Lichtverteilung, metallisiertes Polycarbonat mit Lackbeschichtung. **Leuchtenkörper:** Aluminium pulverbeschichtet. **Elektrische Ausführung:** Integrierter hocheffizienter Treiber mit Fix-Output (FO) oder Dali dimmbar (DALI, Casambi). Einige Versionen erfordern einen extern montierten Treiber - separat bestellen. **Netzspannung:** 230V 50Hz / 150 - 900 mA.

**Fuente de luz:** Led COB de alta potencia, CRI>90, MacAdam $\leq$ 2, 50 000 h L90 B10 a 35°C. **Óptica:** Alta eficiencia con distribución uniforme, policarbonato metalizado con acabado lacado. **Cuerpo:** Aluminio, pintura en polvo. **Equipo:** Driver de alta eficiencia integrado no regulable (FO) o regulable (DALI, Casambi). Algunas versiones requieren un driver montado externamente (pedir por separado). **Fuente de alimentación:** 230V 50Hz / 150 - 900 mA.



red dot design award  
winner



# Flott

Not a typical downlight

## Designed to make an ambient performance

Flott fits best when you need a downlight with character. Since it is multifunctional and changeable, it enhances the space and makes it look a little different every time.

Depending on the time of the day or activity taking place, you can switch lighting scenarios between the floating effect with backlight, RGB colour change or spot illumination.

## Entworfen, um ein Raumgefühl zu schaffen

Flott passt am besten, wenn Sie ein Downlight mit Charakter wünschen. Da es multifunktional und veränderbar ist, optimiert es den Raum und lässt ihn jedes Mal ein wenig anders aussehen.

Abhängig von der Tageszeit oder der stattfindenden Aktivität, können Sie die Lichtszenarios wechseln zwischen einem fließenden Effekt mit Backlight, RGB-Farbwechsel oder punktueller Beleuchtung.

## Diseñada para crear ambiente

Flott es la mejor opción cuando necesita un downlight con carácter. Dado que es multifuncional y modificable, realza el espacio y lo hace un poco diferente cada vez.

Dependiendo del momento del día o de actividad que se realice, podrá modificar los escenarios de iluminación desde efecto flotante con luz de fondo, a cambios de color RGB, o iluminación focalizada.



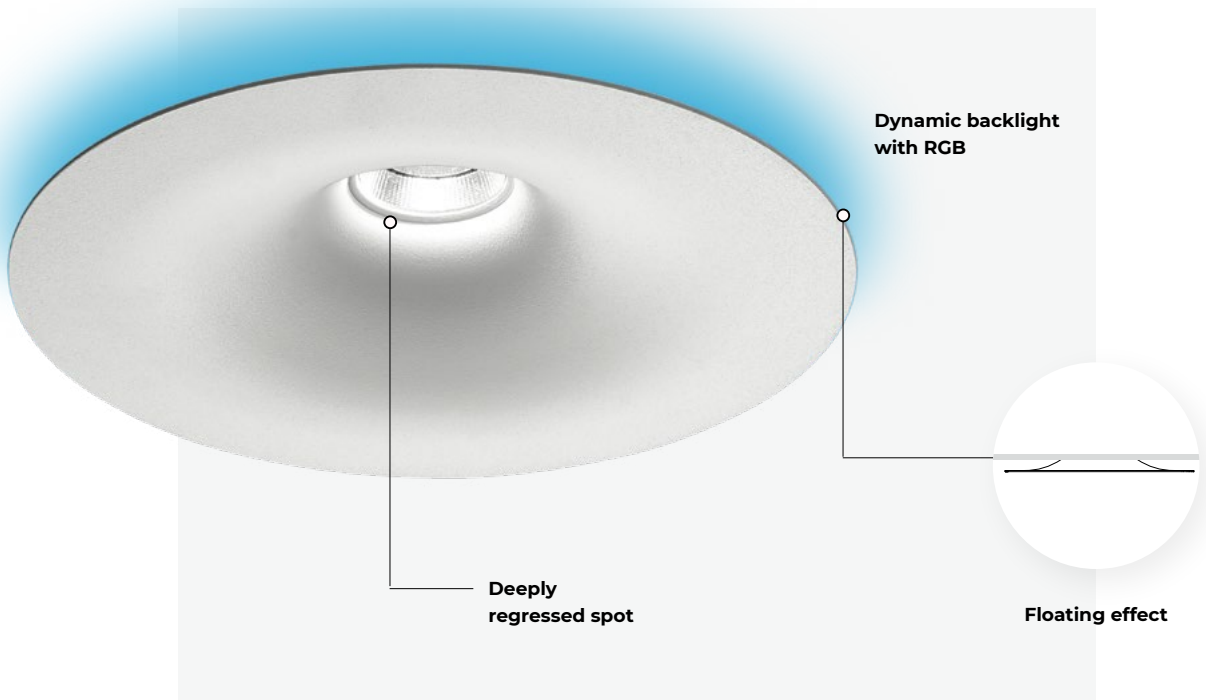













#### MAIN FEATURES

### One product, 3 scenes

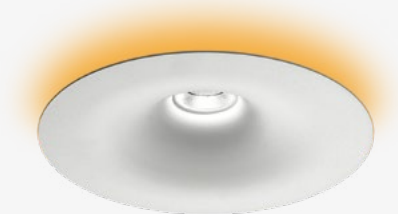

Depending on the time of the day or activity taking place, you can switch lighting scenarios to accommodate your needs. Mix the floating effect with the backlight, RGB colour change and spot illumination.



### Dynamic backlight

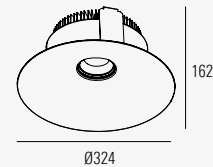
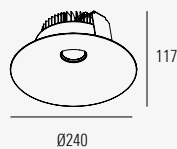
Full RGB version enables dynamic colour mixing with external RGB controller. RGB switch version contains driver and switcher for stable colour selection. With DIP switch combination 16 different backlight colours can be set.





	<b>RV S</b> Small	<b>RV L</b> Large
<b>Beam angle</b>	20°, 30°, 40°	15°, 30°, 56°
<b>Luminaire luminous flux</b>	700 - 2000 lm	1400 - 3000 lm
<b>Led colour</b>	927, 930, 935, 940	927, 930, 935, 940
<b>Dynamic illumination</b>	RGB	RGB
<b>Driver</b>	DALI, FO	DALI, FO
<b>Colour</b>	<b>1</b>	<b>1</b>

### Dimensions



**Light source:** High-power COB LED, CRI>80/90, MacAdam≤2, 50.000h L90 B10 at 35°C. RGB LED for backlight. **Optic:** Highly efficient with uniform distribution, metalized polycarbonate with lacquer finish. **Body:** Aluminium, powder coated. **Control gear:** Supplied with highly-efficient driver with fixed output (FO) or dimmable (DALI) for direct spot light. Indirect decorative RGB component require external driver and controller only for full RGB version. RGB switch version is supplied with driver. **Power supply:** 230V 50Hz + RGB 24V.

**Lichtsystem:** High-power COB LED Module, CRI>80/90, MacAdam≤2, 50.000h L90 B10 bei 35°C. LED Strip für Backlight. **Optisches System:** Hocheffizienter Reflektor mit gleichmäßiger Lichtverteilung, metallisiertes Polycarbonat mit Lackbeschichtung. **Leuchtenkörper:** Aluminium pulverbeschichtet. **Elektrische Ausführung:** Inklusive hocheffizientem Treiber mit Fix-Output (FO) oder Dali dimmbar (DALI) für direkte LED-Spots. Indirekte RGB Komponenten benötigen einen externen Treiber und Controller nur für die vollständige RGB-Version. RGB-Switch Version inklusive Treiber. **Netzspannung:** 230V 50Hz + RGB 24V.

**Fuente de luz:** Módulo LED COB, CRI 80/90, MacAdam≤2, 50.000h L90 B10 a 35°C. LED RGB para la retroiluminación. **Óptica:** Alta eficiencia con distribución uniforme, polycarbonato metalizado con acabado lacado. **Cuerpo:** Aluminio, pintura en polvo. **Equipo:** Se suministra con un driver altamente eficiente no regulable (FO) o regulable (DALI) para luz spot. El componente RGB decorativo indirecto requiere controlador externo y controlador sólo para versión full RGB. Versión RGB switch se suministra con driver. **Fuente de alimentación:** 230V 50Hz + RGB 24V.



# Nitor

Simply efficient

## Taking efficiency way beyond energy saving

The classic downlight has been fundamentally improved and overhauled. With uncompromising performance, maximum efficiency and with a wide variety of applications it has become an indispensable part of (almost) every project.

It's also a relamping opportunity, where energy consumption can be decreased by up to 70% and a fast payback time can be reached. Moreover, with the same diameter, the luminaire replacement is quick and clean, with no need for additional ceiling work.

## Bringt die Effizienz weit über die Energieeinsparung hinaus

Das klassische Downlight wurde grundlegend verbessert und überholt. Mit einer kompromisslosen Leistung, maximaler Effizienz und einer großen Vielfalt von Anwendungen, wurde diese Leuchte zu einem unverzichtbaren Teil von (fast) jedem Projekt.

Mit der Leuchte besteht die Gelegenheit das Leuchtmittel zu wechseln, wobei der Energieverbrauch um 70% gesenkt und eine kurze Amortisationszeit erreicht werden kann. Außerdem ist der Leuchtmittelwechsel bei gleichem Durchmesser schnell und sauber, und es sind keine weiteren Deckenarbeiten nötig.

## Cuando la eficiencia va más allá del ahorro energético

El clásico downlight ha sido revisado y mejorado radicalmente. Sin sacrificar su imagen, ofrece un rendimiento máximo y una gran variedad de aplicaciones, convirtiéndose así en una parte indispensable de (casi) cualquier proyecto.

Se trata además de una oportunidad para reponer sus lámparas que le proporcionará una reducción en el consumo energético de hasta el 70% y un rápido tiempo de retorno. Cuando las medidas del diámetro no cambian, la sustitución de la luminaria se realiza de forma rápida y limpia, sin que sean necesarios trabajos adicionales en el techo.





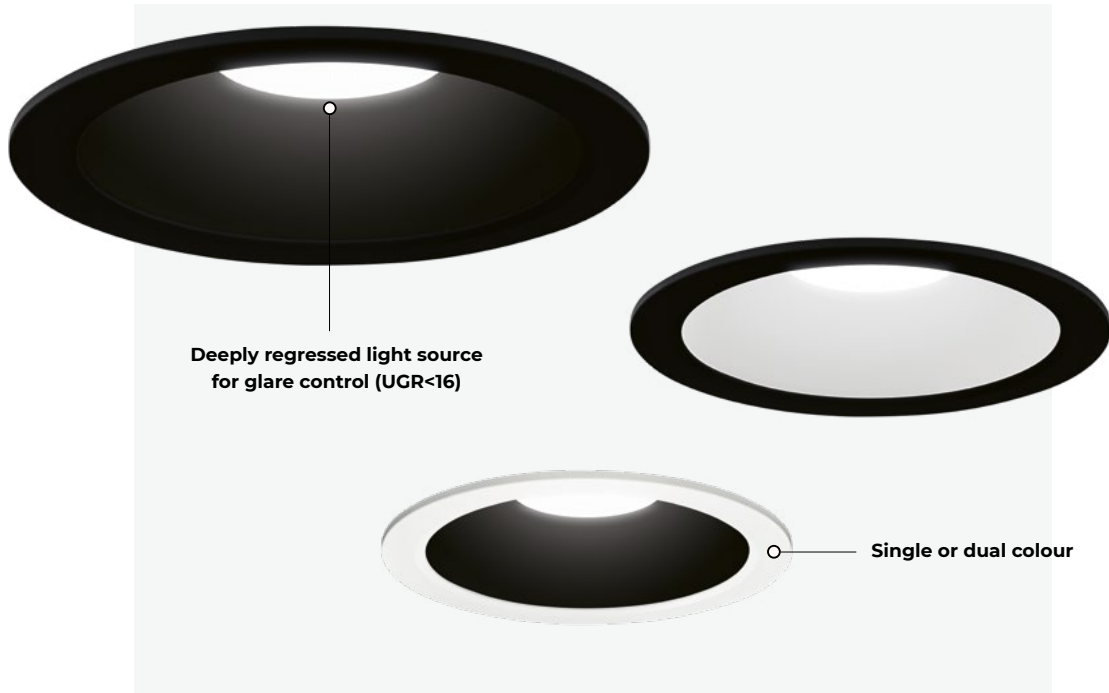






Cankarjev dom, Ljubljana, Slovenia / Architecture: Arhitektura Krušec / Photography: Miran Kambič





## PRO RANGE

### PRO range, UGR<16

The light source is deeply integrated for glare control. The product is efficient at various heights, available with different lumen packages and beam angles.



### Up to 6560 lm, covering high ceilings

High-ceiling scenarios, such as those found in airports, convention halls, and shopping malls, require high-output illumination fixtures without casting shadows or leaving dark spots on the areas below.



#### OTHER MODELS

### Flat version in a compact size

Available with satin opal diffuser (SOP) for soft general illumination or with soft-light prismatic optics (DPR) for controlled luminance. It's perfect if you have limited mounting height.



160  
lm/W

### High efficiency optics

Aluminium vacuum metalized, high-efficiency optic with micro-prismatic lens provides homogeneous efficient illumination. Available also with transparent glass for IP44.

# Nitor

## Technical Overview



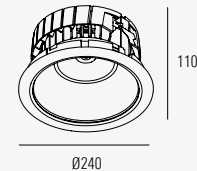
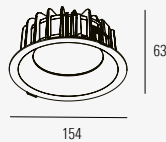
**FLAT**  
Soft diffused light




**PRO**  
Low glare spot

<b>Beam angle / Optics</b>	DPR, SOP	15°, 30°, 56°
<b>Luminaire luminous flux</b>	970 - 2200 lm	3400 - 4900 lm
<b>Led colour</b>	827, 830, 835, 840, 930, 940	830, 840, 927, 930, 935, 940
<b>Dynamic colour</b>	Tunable white 2700 - 6500K	Tunable white 2700 - 6500K
<b>Glare control</b>	-	UGR<16
<b>Driver</b>	Casambi, DALI, FO	Casambi, DALI, FO
<b>Driver position</b>	Remote	Remote
<b>IP protection</b>	IP54	IP20
<b>Colour / Inner colour</b>	1 2	1 2

### Dimensions



The data refer to one spot. Multiply the number with the number of spots.



**Light source:** High-flux PCB LED modules, mid-power SMD LED, CRI>80/90, MacAdam≤2, 50.000h L90 B10 at 35°C. / High-power COB LED, CRI>80/90, MacAdam≤2, 50.000h L90 B10 at 35°C. **Optic:** Satin opal polycarbonate diffuser (SOP) / Soft-light prismatic PMMA diffuser (DPR) / Highly efficient optic with uniform distribution, metalized polycarbonate, lacquer finish with funnel made from polycarbonate. **Body:** Polycarbonate body with die-cast aluminium heat sink. **Control gear:** Constant current driver - order separately. **Power supply:** 350 - 750mA / 250 - 1050mA.

**Lichtsystem:** High-flux PCB LED modules, mid-power SMD LED, CRI>80/90, MacAdam≤2, 50.000h L90 B10 bei 35°C. / High-power COB LED Module, CRI>80/90, MacAdam≤2, 50.000h L90 B10 bei 35°C. **Optisches System:** Opal satiniertes Diffusor Polycarbonat (SOP) / Diamantprismenabdeckung PMMA (DPR) / Hocheffiziente Optik mit gleichmäßiger Lichtverteilung, metallisiertes Polycarbonat, Lackbeschichtung mit Reflektor aus Polycarbonat. **Leuchtenkörper:** Gehäuse aus Polycarbonat mit Kühlkörper aus Aluminiumguß. **Elektrische Ausführung:** Konstantstrom Treiber - separat bestellen. **Netzspannung:** 350 - 750mA / 250 - 1050mA.





IP20



IP44



**PRO HC**  
High ceilings spot

10°, 15°  
3800 - 6600 lm  
830, 840, 927, 930, 935, 940  
-  
UGR<16  
Casambi, DALI, FO  
Remote  
IP20

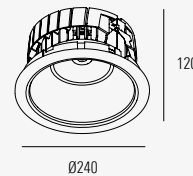
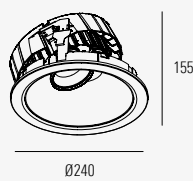
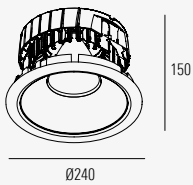


**PRO AS**  
Asymmetric spot

AS  
3500 - 4500 lm  
830, 840, 927, 930, 935, 940  
-  
Casambi, DALI, FO  
Remote  
IP20

**HE**  
High efficiency optic

Wide  
3800 - 4800 lm  
830, 840, 927, 930, 935, 940  
Tunable white 2700 - 6500K  
-  
Casambi, DALI, FO  
Remote  
IP20 / IP44\*



**Fuente de luz:** Módulos led PCB de alta intensidad, SMD led de potencia media, CRI>80/90, MacAdam≤2, 50 000 h L90 B10 a 35°C. / Módulo LED COB, CRI 80/90, MacAdam≤2, 50.000h L90 B10 a 35°C. **Óptica:** Difusor de policarbonato opal satinado (SOP) / Difusor Soft-light prismatic PMMA (DPR) / Optica de alta eficiencia con distribución uniforme, policarbonato metalizado, acabado lacado con cuerpo realizado en policarbonato. **Cuerpo:** Cuerpo en policarbonato con disipador en aluminio. **Equipo:** Driver de corriente constante - pedir por separado. **Fuente de alimentación:** 350 - 750mA / 250 - 1050mA.



# Narro

Not round at all

**For all the square reasons, simply the best**

Improved light quality and high luminaire efficiency are the main advantage of Narro. It guarantees a high level of functionality and excellent light distribution.

Thanks to many innovative features, the efficiency level is optimized, installation is quick and easy. Due to top-quality material, energy-saving technology and various finishes Narro is the ideal lighting solution for public and business areas.

**Für alle quadratischen Anlässe einfach das Beste.**

Eine verbesserte Lichtqualität und ein hoher Leuchtenwirkungsgrad sind die wesentlichen Vorteile von Narro. Die Leuchte garantiert eine hohe Funktionalität und eine ausgezeichnete Lichtverteilung.

Dank der vielen innovativen Eigenschaften, konnte der Wirkungsgrad optimiert werden und die Installation erfolgt schnell und einfach. Das hochwertige Material, die energiesparende Technologie und die verschiedenen Ausführungen machen Narro zur idealen Beleuchtungslösung für öffentliche, wie geschäftliche Bereiche.

**Por todos sus vértices, sencillamente el mejor.**

La principal ventaja del producto Narro es su mejor calidad de luz y su alta eficiencia de iluminación. Garantiza una amplia funcionalidad y una excelente distribución de la luz.

Con una instalación fácil y sencilla, sus numerosas características innovadoras maximizan su eficiencia. Sus materiales de gran calidad, su tecnología de ahorro energético y sus diferentes acabados convierten a la gama Narro en la solución ideal de iluminación tanto para espacios públicos como de negocios.





**Efficient  
homogeneous  
illumination**



**Single or dual colour**

#### **MAIN FEATURES**

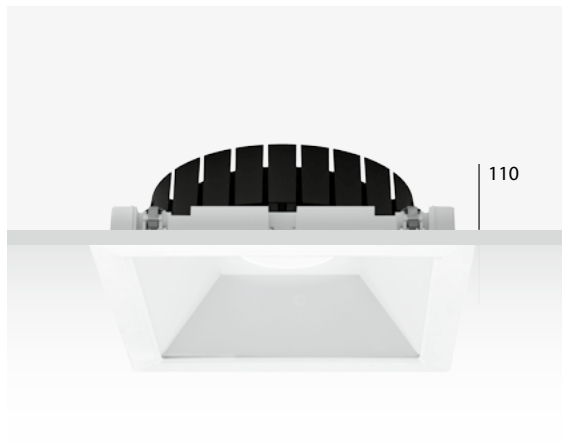


### **PRO range, UGR<16**

The light source is deeply recessed for glare control. The product is efficient at various heights, available with different lumen packages and beam angles.

### **Flat version**

It is perfect if you have limited mounting height available (min 110 mm). Available with satin opal diffuser (SOP) for soft general illumination or with soft-light prismatic optics (DPR) for controlled luminance.



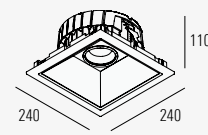
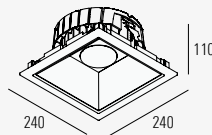
# Narro

## Technical Overview



	<b>FLAT</b> Soft diffused light	<b>PRO</b> Low glare spot
<b>Optics / Beam angle</b>	DPR, SOP	15°, 30°, 56°
<b>Luminaire luminous flux</b>	950 - 2200 lm	3400 - 4900 lm
<b>Led colour</b>	827, 830, 835, 840, 930, 940	827, 830, 840, 930, 940
<b>Dynamic colour</b>	Tunable white 2700 - 6500K	Tunable white 2700 - 6500K
<b>Glare control</b>	-	UGR <16
<b>Driver</b>	Casambi, DALI, FO	Casambi, DALI, FO
<b>Driver position</b>	Remote	Remote
<b>IP protection</b>	IP44*	IP20
<b>Colour / Inner colour</b>	1 2	1 2

### Dimensions



\*IP value from the exposed side.



**Light source:** High-flux PCB LED modules, mid-power SMD LED, CRI>80/90, MacAdam≤2, 50.000h L90 B10 at 35°C. / High-power COB LED, CRI>80/90, MacAdam≤2, 50.000h L90 B10 at 35°C. **Optic:** Satin opal polycarbonate diffuser (SOP) / Soft-light prismatic PMMA diffuser (DPR) / Highly efficient optic with uniform distribution, metalized polycarbonate, lacquer finish with funnel made from polycarbonate. **Body:** Polycarbonate body with die-cast aluminium heat sink. **Control gear:** Constant current driver - order separately. **Power supply:** 350 - 750mA / 250 - 1050mA.

**Lichtsystem:** High-flux PCB LED modules, mid-power SMD LED, CRI>80/90, MacAdam≤2, 50.000h L90 B10 bei 35°C. / High-power COB LED Module, CRI>80/90, MacAdam≤2, 50.000h L90 B10 bei 35°C. **Optisches System:** Opal satiniertes Diffusor Polycarbonat (SOP) / Diamantprismenabdeckung PMMA (DPR) / Hoch-effiziente Optik mit gleichmäßiger Lichtverteilung, metallisiertes Polycarbonat, Lackbeschichtung mit Reflektor aus Polycarbonat. **Leuchtenkörper:** Gehäuse aus Polycarbonat mit Kühlkörper aus Aluminiumguß. **Elektrische Ausführung:** Konstantstrom Treiber - separat bestellen. **Netzspannung:** 350 - 750mA / 250 - 1050mA.

**Fuente de luz:** Módulos led PCB de alta intensidad, SMD led de potencia media, CRI>80/90, MacAdam≤2, 50 000 h L90 B10 a 35°C. / Módulo LED COB, CRI 80/90, MacAdam≤2, 50.000h L90 B10 a 35°C. **Óptica:** Difusor de polycarbonato opal satinado (SOP) / Difusor Soft-light prismatic PMMA (DPR) / Optica de alta eficiencia con distribución uniforme, polycarbonato metalizado, acabado lacado con cuerpo realizado en polycarbonato. **Cuerpo:** Cuerpo en polycarbonato con disipador en aluminio. **Equipo:** Driver de corriente constante - pedir por separado. **Fuente de alimentación:** 350 - 750mA / 250 - 1050mA.



# Nucleo

It's a one-piece thing

## A downlight that moved on

When creating a downlight, efficiency and performance are still features we strive for, without compromising the look and a simple clean design. We've upgraded a classic downlight and created a luminaire that is highly efficient and also a true beauty in the segment of surface-mounted downlights. And its specialty? It's made from just one piece, without harsh edges and screws. How cool is that?

Thanks to its delicate shape Nucleo offers an illumination without any glare. It is suitable also for corridors or concrete ceilings that have no option for recessed downlights.

## Ein Downlight einer neuen Dimension

Wenn wir ein Downlight designen, sind Effizienz und Leistung die Merkmale, nach denen wir streben, ohne einen schlichten Look und ein klares Design zu vernachlässigen. Wir haben ein klassisches Downlight aufgerüstet und somit eine Leuchte erschaffen, die hocheffizient und eine wahre Schönheit auf dem Sektor der Anbaudownlights ist. Das Besondere ist, dass sie aus nur einem Teil und ohne scharfe Kanten oder Schrauben gefertigt ist. Wie cool ist das denn?

Dank ihrer zierlichen Form bietet die Nucleo eine blendfreie Beleuchtung. Sie ist außerdem für Flure oder Betondecken geeignet, die üblicherweise keine Optionen für versenkte Downlights bieten.

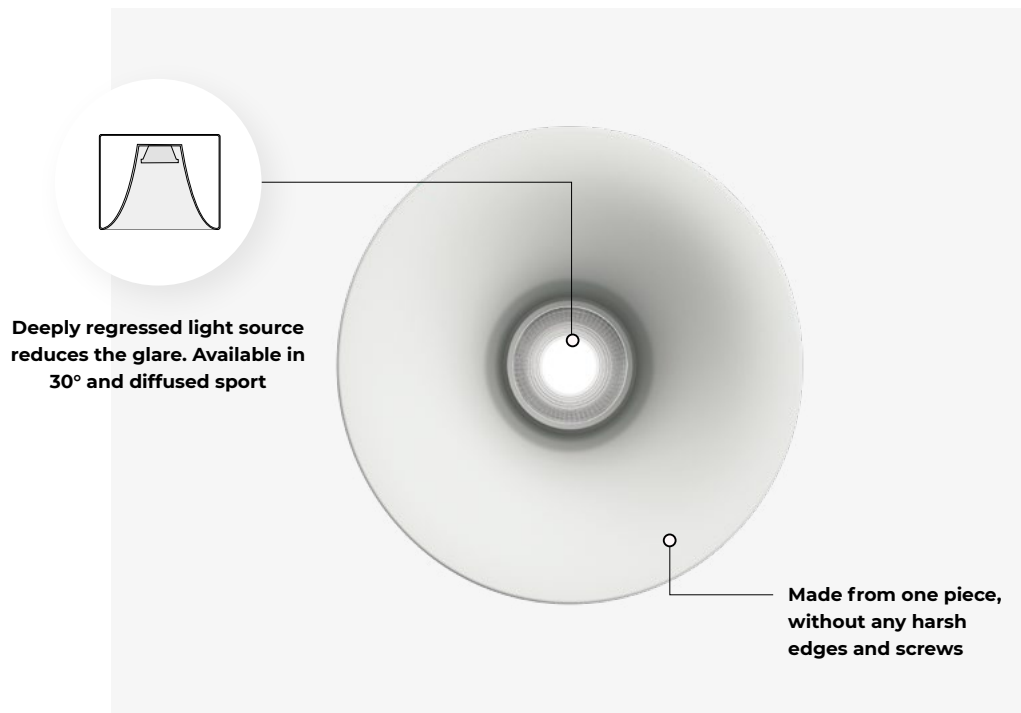
## Una luz descendente que siguió adelante

Cuando creamos una luz descendente, la eficiencia y el rendimiento son características a las que aspiramos, sin poner en riesgo la apariencia y el diseño sencillo y depurado. Hemos mejorado una luz descendente clásica y creado una luminaria muy eficiente, además de una auténtica belleza en lo que se refiere a las luces descendentes montadas en superficie. ¿Qué es lo que la hace especial? Es una única pieza sin bordes ásperos ni tornillos. ¿A que mola?

Gracias a su forma delicada, Nucleo ofrece una iluminación sin deslumbramientos. Es apta para pasillos o techos de hormigón en los que no se pueden instalar luces descendentes empotradas.







#### MAIN FEATURES



### **Efficient light with no glare**

Thanks to its delicate shape, Nucleo offers an illumination without any glare. It is suitable for corridors or concrete ceilings that have no option for recessed downlights.

# Nucleo

## Technical Overview




FAMILY MEMBER



TECH. SPECS

LED COLOUR	DRIVER	LUMINAIRE LUMINOUS FLUX	OPTIC	EMERGENCY KIT
830, 840, 927, 930, 935, 940	Casambi, DALI, FO	850 - 4000 lm	30°, Diffused	EM 1h / 3h

COLOURS



≥ 90 %

GR1 CASAMBI




**Light source:** High-power COB LED, CRI>80/90, MacAdam≤2, 50.000h L90 B10 at 35°C. **Optic:** Highly efficient with uniform distribution, metalized polycarbonate with lacquer finish. Satined prismatic lens dome for uniform light distribution. **Body:** Aluminium, powder coated. **Control gear:** Integrated highly-efficient driver with fixed output (FO) or dimmable (DALI-TD, Casambi). **Emergency:** Emergency kit version with autonomy 1h or 3h. **Power supply:** 230V 50Hz.

**Lichtsystem:** High-power COB LED Module, CRI>80/90, MacAdam≤2, 50.000h L90 B10 bei 35°C. **Optisches System:** Hocheffizienter Reflektor mit gleichmäßiger Lichtverteilung, metallisiertes Polycarbonat mit Lackbeschichtung. Satinierte prismatische Optiklinse oder gleichmäßiger Lichtaustritt **Leuchtenkörper:** Aluminium pulverbeschichtet. **Elektrische Ausführung:** Integrierter hocheffizienter Treiber mit Fix-Output (FO) oder dimmbar (DALI-TD, Casambi). **Notlicht:** Notlichtbaustein mit 1h oder 3h Batterie. **Netzspannung:** 230V 50Hz.

**Fuente de luz:** Módulo LED COB, CRI 80/90, MacAdam≤2, 50.000h L90 B10 a 35°C. **Óptica:** Alta eficiencia con distribución uniforme, policarbonato metalizado con acabado lacado. Cúpula de lente prismática satinada para una distribución uniforme de la luz **Cuerpo:** Aluminio, pintura en polvo. **Equipo:** Driver altamente eficiente integrado con salida fija (FO) o regulable (DALI-TD, Casambi). **Emergencia:** Versiones con kit de emergencia con autonomía de 1 ó 3 horas. **Fuente de alimentación:** 230V 50Hz.





# Nola

Lona's little sister

## Soft light doesn't need to come in a big size product

Challenge its small size and put it in lighting compositions that follow the architecture, use it to give people guidance or draw attention to what needs to be seen.

And if it's not enough exciting already, creating a unique lighting system using Nola can be even more fun if you pair it with its bigger sister Lona and get an elegant detail that highlights the important part of the architecture, or combine it with linear luminaires to create a discrete guidance through space. It's a luminaire that can easily catch the rhythm of your architecture, enriching it with excitement, and making every heart skip a beat.

## Sanftes Licht erfordert kein Produkt großen Ausmaßes

Fordert diese kleine Lampe ruhig heraus und installiert sie in Lichtkompositionen, die der Architektur folgen. Diese Leuchte zeigt euch den Weg oder zieht die Aufmerksamkeit auf das, was gesehen werden soll.

Und als wäre das nicht schon aufregend genug, macht es noch mehr Spaß, mit der Nola ein einzigartiges Beleuchtungssystem zu erzeugen, wenn ihr sie mit ihrer großen Schwester Lona paart und somit ein elegantes Detail erhaltet, das den wichtigsten Teil der Architektur hervorhebt. Oder ihr kombiniert sie mit linearen Leuchten, um eine diskrete Führung durch den Raum zu erzeugen. Diese Leuchte gibt locker den Takt eurer Architektur an, bereichert ihn mit Begeisterung und sorgt dafür, dass alle Herzen höher schlagen.

## Una luz suave no requiere un producto de gran tamaño

Pon a prueba su pequeño tamaño y colócala en composiciones de iluminación que acompañen a la arquitectura, úsala para guiar a la gente o llamar la atención a lo que quieras que se vea.

Por si eso no fuera suficientemente emocionante, crear un sistema de iluminación exclusivo con Nola puede ser aún más divertido si se combina con su hermana mayor, Lona. Así, obtendrás detalles elegantes que resaltan las partes importantes de la arquitectura. También puedes combinarla con luminarias lineales para hacer de guía discreta por un espacio. Esta luminaria le sigue fácilmente el ritmo a la arquitectura, le suma emoción y hará que todo el mundo se quede sin aliento.

















Flat or regressed  
diffuser (SOP, DPR)

Reduced glare level  
with the black funnel

Available in different colours

MAIN FEATURES



**Soft, diffused light**

At first sight, Nola looks like a spot, but with its diffuser it can make a soft dispersed light. A black regressed funnel importantly improves the visual comfort and reduces the glare.

**Small but efficient**

Nola can be a perfect solution in offices with open ceilings.





# Nola

## Technical Overview



### REGRESSED



### FLAT



#### RV Recessed visible trim

#### C Ceiling

#### Optics

DPR, SOP

DPR, SOP

#### Luminaire luminous flux

850 - 1550 lm

850 - 1550 lm

#### Led colour

827, 830, 835, 840, 930, 940

827, 830, 835, 840, 930, 940

#### Dynamic colour

Tunable white 2700 - 6500K

Tunable white 2700 - 6500K

#### Driver

Casambi, DALI, FO

Casambi, DALI, FO

#### Driver position

Remote

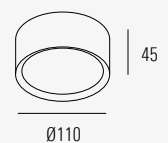
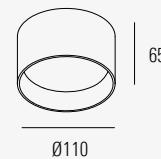
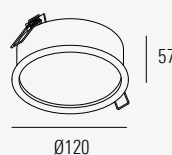
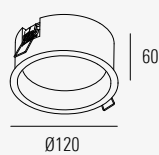
Remote

#### IP protection

IP44\*

IP43

#### Dimensions



\*IP value from the exposed side. / RV Flat version is available in white or black, while other versions offer a dual colour selection.



GR0

CASAMBI



**Light source:** High-flux PCB LED modules, mid-power SMD LED, CRI>80/90, MacAdam≤2, 50.000h L90 B10 at 35°C. **Optic:** Satin opal polycarbonate diffuser (SOP), Soft-light prismatic PMMA diffuser (DPR). **Body:** Aluminium, powder coated. **Ceiling cup:** Ceiling cup with or without driver must be ordered separately. **Control gear:** Integrated highly-efficient driver with fixed output (FO) or dimmable (DALI, Casambi). Some versions require externally mounted driver - order separately. **Power supply:** 230V 50Hz / 250 - 500mA.

**Lichtsystem:** High-flux PCB LED modules, mid-power SMD LED, CRI>80/90, MacAdam≤2, 50.000h L90 B10 bei 35°C. **Optisches System:** Opal satiniertes Diffusor Polycarbonat (SOP), Diamantprismenabdeckung PMMA (DPR). **Leuchtenkörper:** Aluminium pulverbeschichtet. **Deckenbaldachin:** Deckenbaldachin mit oder ohne Treiber muss separat bestellt werden. **Elektrische Ausführung:** Integrierter hocheffizienter Treiber mit Fix-Output (FO) oder Dali dimmbar (DALI, Casambi). Einige Versionen erfordern einen extern montierten Treiber - separat bestellen. **Netzspannung:** 230V 50Hz / 250 - 500mA.



**C**  
Ceiling with integrated driver

DPR, SOP

540 - 1300 lm

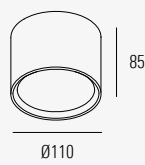
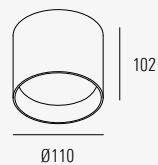
827, 830, 835, 840, 930, 940

-

Casambi, DALI, FO

Integrated

IP43



**S**  
Suspended

DPR, SOP

540 - 1300 lm

827, 830, 835, 840, 930, 940

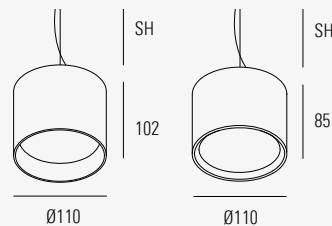
-

Casambi, DALI, FO

Remote, Ceiling cup


IP40

SH (mm): 1500, 3000, 5000



Inner colour: **B** **D** Standard: **B** **D** **J** Special colours:

**Fuente de luz:** Módulos led PCB de alta intensidad, SMD led de potencia media, CRI>80/90, MacAdam≤2, 50 000 h L90 B10 a 35°C. **Óptica:** Difusor de policarbonato opal satinado (SOP), Difusor Soft-light prismatic PMMA (DPR). **Cuerpo:** Aluminio, pintura en polvo. **Florón:** El florón con o sin driver se debe pedir por separado. **Equipo:** Driver de alta eficiencia integrado no regulable (FO) o regulable (DALI, Casambi). Algunas versiones requieren un driver montado externamente (pedir por separado). **Fuente de alimentación:** 230V 50Hz / 250 - 500mA.



# Lona

Fits everywhere

## Round will never go out of style

Lona is a simple product, yet it can shape originality by creative use in space. As it comes in different sizes and mounting possibilities, there are so many ways to combine different luminaires.

Its ability to blend in or stand out makes it easy to match any interior. Especially in unlimited spaces, Lona will add a focal point without losing the feeling of spaciousness.

## Rund kommt niemals aus der Mode

Lona ist ein einfaches Produkt und kann doch einem Raum durch die kreative Verwendung Originalität verleihen. Da es in verschiedenen Größen und Montagemöglichkeiten lieferbar ist, gibt es so viele Varianten, die Leuchte miteinander zu kombinieren.

Ihre Fähigkeit, sich dem Raum anzupassen und doch hervorstechen, erleichtert es, diese Leuchte in jeden Innenraum zu integrieren. Besonders in uneingeschränkten Räumen, setzt Lona einen optischen Schwerpunkt, ohne das Gefühl für Raum und Leichtigkeit zu verlieren.


## Lo redondo siempre está de moda

Lona es un producto sencillo pero puede aportar originalidad si se aplica en un espacio de forma creativa. Ofrece multitud de opciones de combinación gracias a sus diferentes tamaños y posibilidades de aplicación.

Su habilidad de integrarse o resaltar lo hace muy fácil de combinar en cualquier interior. Lona añadirá un punto de enfoque sin perder la sensación de amplitud, especialmente en espacios ilimitados.





































#### MAIN FEATURES



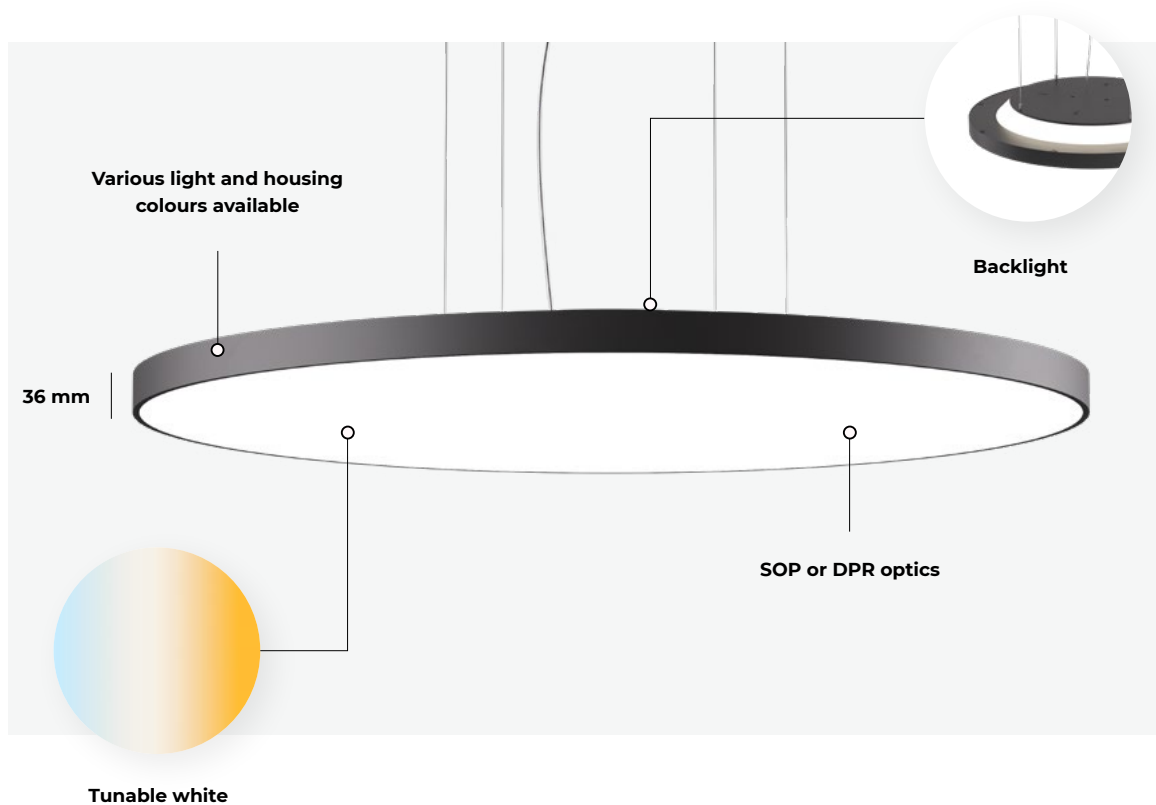
#### Soft diffused light

Soft homogeneous illumination with soft shadows enhances people's well-being and optically enlarges the space. The ceiling looks clean due to its discreet form.

#### With or without backlight

The backlight gives an added value to a standard ceiling lamp. The illuminated ceiling brings a new dimension to the space and creates a pleasant feeling.





## Different sizes, same height

It gets easy to mix and match Lonas together. With its timeless shape, the positioning in the room is entirely flexible. The new Lona is thinner and much more elegant.

## Easy to install

With a locking mechanism, the installation of Lona is fast and straightforward. The electrical connection is possible without opening the luminaire. Wall (W) installation of ceiling versions 300, 400 is possible.



# Lona

## Technical Overview



### LONA RV

Recessed visible trim



Ø 310 mm  
h 100 mm



Ø 408 mm  
h 100 mm

### LONA C/S

Ceiling / Suspended



Ø 300mm



Ø 400 mm

### LONA CDI

Ceiling Direct / Indirect



Ø 300mm



Ø 400 mm

### LONA SDI



Suspended Direct / Indirect



Ø 300mm



Ø 400 mm

	300	400
<b>Optics</b>	SOP, DPR	SOP, DPR
<b>Luminaire luminous flux (direct)</b>	1150 -1800 lm	1750 - 2700 lm
<b>Luminaire luminous flux (indirect)</b>	790 lm	790 lm
<b>Light distribution</b>	Direct, Direct / Indirect	Direct, Direct / Indirect
<b>Led colour</b>	827, 830, 840, 930, 940	827, 830, 840, 930, 940
<b>Dynamic colour</b>	-	Tunable white 2700 - 6500K
<b>Driver</b>	Casambi, DALI, FO	Casambi, DALI, FO
<b>Emergency kit</b>	-	EM 1h, EM 3h
<b>IP protection</b>	IP43 / IP40 (S, SDI, W)	IP43 / IP40 (S, SDI, W)
<b>Dimensions</b>	36      75 300	36      75 400

Suspended version are suspended on 4 suspensions or Y suspension for sizes 300 - 600 mm. / RV version available in white and black. / Wall (W) installation of ceiling versions 300, 400 is possible.



**Light source:** High-flux PCB LED modules, mid-power SMD LED, CRI>80/90, MacAdam≤2, 50.000h L90 B10 at 35°C. **Optic:** Satin opal PMMA diffuser (SOP) / Soft-light prismatic PMMA diffuser (DPR). **Body:** Aluminium, powder or PVD coated. / Steel-sheet, powder coated. **Ceiling cup:** For suspended versions, the ceiling cup and suspension set must be ordered separately. Find out more on the technical pages or online product Configurator. **Control gear:** Integrated highly-efficient driver with fixed output (FO) or dimmable (DALI-TD, Casambi). Optional separate switching for direct / indirect versions. Option of on/off micro-wave sensor. **Emergency:** Emergency kit version with autonomy 1h or 3h. **Power supply:** 230V 50Hz.

**Lichtsystem:** High-flux PCB LED modules, mid-power SMD LED, CRI>80/90, MacAdam≤2, 50.000h L90 B10 bei 35°C. **Optisches System:** Opal satiniertes Diffusor PMMA (SOP) / Diamantprismenabdeckung PMMA (DPR). **Leuchtenkörper:** Aluminium, pulver- oder PVD-beschichtet. / Stahlblech, pulverbeschichtet. **Elektrische Ausführung:** Integrierter hocheffizienter Treiber mit Fix-Output (FO) oder dimmbar (DALI-TD, Casambi). Optional getrennte Schaltung für direkte/indirekte Versionen. Mikrowellen Sensor für FO Driver. **Notlicht:** Notlichtbaustein mit 1h oder 3h Batterie. **Netzspannung:** 230V 50Hz.





Ø 638 mm  
h 120 mm



Ø 600 mm



Ø 600 mm



Ø 600 mm



Ø 950 mm  
h 120 mm



Ø 900 mm



Ø 900 mm



Ø 900 mm

## 600

SOP, DPR

2800 - 4400 lm

1100 lm

Direct, Direct / Indirect

827, 830, 840, 930, 940

Tunable white 2700 - 6500K

Casambi, DALI, FO

EM 1h, EM 3h

IP43 / IP40 (S, SDI)

## 900

SOP, DPR

6400 - 10300 lm

1700 lm

Direct, Direct / Indirect

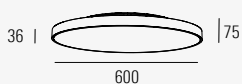
827, 830, 840, 930, 940

Tunable white 2700 - 6500K

Casambi, DALI, FO


EM 1h, EM 3h

IP43 / IP40 (S, SDI)



Standard: **B** **D** **J** Special colours:

**Fuente de luz:** Módulos led PCB de alta intensidad, SMD led de potencia media, CRI>80/90, MacAdam≤2, 50 000 h L90 B10 a 35°C. **Óptica:** Difusor satinado opal PMMA (SOP) / Difusor Soft-light prismatic PMMA (DPR). **Cuerpo:** Aluminio, recubrimiento con pintura en polvo o PVD. / Acero, recubierto con pintura en polvo. **Equipo:** Driver altamente eficiente integrado con salida fija (FO) o regulable (DALI-TD, Casambi). Conmutación separada opcional para las versiones directa/indirecta. Sensor de microondas para driver FO. **Emergencia:** Versiones con kit de emergencia con autonomía de 1 ó 3 horas. **Fuente de alimentación:** 230V 50Hz.



# Karo

Simply square

**There are places, where a square shape just fits in**

The basic geometric shape is representing the pure and the rational. The expected choice would be to link the same forms together, but sometimes, beauty comes from doing the opposite so as to surprise.

An interesting space needs both, structure and softness. The Karo's basic form adds some order into the entirety of space.

**Es gibt Räume, da passt eine quadratische Form einfach rein**

Diese geometrische Grundform repräsentiert das Pure und Rationale. Eine zu erwartende Entscheidung wäre, dieselben Formen miteinander zu verbinden, aber manchmal entsteht Schönheit durch das Gegenteil, um zu überraschen.

Ein interessanter Raum braucht sowohl Struktur als auch Weichheit. Die Grundform von Karo bringt eine gewisse Ordnung in die Gesamtheit des Raums.

**Hay lugares en los que un cuadrado encaja perfectamente**

Esta forma geométrica básica representa lo puro y racional. La elección esperable sería vincular las mismas formas; sin embargo a veces la belleza se encuentra haciendo justo lo contrario.

Un espacio interesante necesita tanto estructura como suavidad. Las formas básicas de Karo proporcionan orden a todo el espacio.







# Karo


## Technical Overview



**RV**  
Recessed visible trim



**C**  
Ceiling



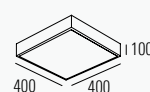
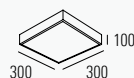
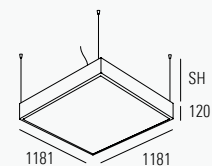
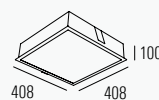
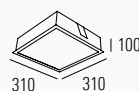
**S**  
Suspended



	300	400	1200
<b>Optics</b>	SOP, DPR	SOP, DPR	SOP
<b>Luminaire luminous flux</b>	1100 - 1800 lm	1650 - 2800 lm	12500 - 18400 lm
<b>Led colour</b>	827, 830, 840, 930, 940	827, 830, 840, 930, 940	827, 830, 840, 930, 940
<b>Dynamic colour</b>	-	Tunable white 2700 - 6500K	Tunable white 2700 - 6500K
<b>Driver</b>	Casambi, DALI, FO	Casambi, DALI, FO	Casambi, DALI, FO
<b>Emergency kit</b>	EM 1h	EM 1h, EM 3h	EM 1h, EM 3h
<b>IP protection</b>	IP43 / IP40 (W)	IP43 / IP40 (W)	IP20
<b>Colour</b>	1 2	1 2	1 2

SH (mm): 1500, 3000, 5000

**Dimensions**



≥ 90 %



TW

GRO

CASAMBI



WARRANTY



**Light source:** High-flux PCB LED modules, mid-power SMD LED, CRI>80/90, MacAdam≤2, 50.000h L90 B10 at 35°C. **Optic:** Satin opal PMMA diffuser (SOP) / Soft-light prismatic PMMA diffuser (DPR). **Body:** Aluminium, powder coated. / Steel-sheet, powder coated. **Control gear:** Integrated highly-efficient driver with fixed output (FO) or dimmable (DALI-TD, Casambi). Option of on/off microwave sensor. **Emergency:** Emergency kit version with autonomy 1h or 3h. **Power supply:** 230V 50Hz.

**Lichtsystem:** High-flux PCB LED modules, mid-power SMD LED, CRI>80/90, MacAdam≤2, 50.000h L90 B10 bei 35°C. **Optisches System:** Opal satiniertes Diffusor PMMA (SOP) / Diamantprismenabdeckung PMMA (DPR). **Leuchtenkörper:** Aluminium pulverbeschichtet. / Stahlblech, pulverbeschichtet. **Elektrische Ausführung:** Integrierter hocheffizienter Treiber mit Fix-Output (FO) oder dimmbar (DALI-TD, Casambi). Mikrowellen Sensor für FO Driver. **Notlicht:** Notlichtbaustein mit 1h oder 3h Batterie. **Netzspannung:** 230V 50Hz.

**Fuente de luz:** Módulos led PCB de alta intensidad, SMD led de potencia media, CRI>80/90, MacAdam≤2, 50 000 h L90 B10 a 35°C. **Óptica:** Difusor satinado opal PMMA (SOP) / Difusor Soft-light prismatic PMMA (DPR). **Cuerpo:** Aluminio, pintura en polvo. / Acero, recubierto con pintura en polvo. **Equipo:** Driver altamente eficiente integrado con salida fija (FO) o regulable (DALI-TD, Casambi). Sensor de microondas para driver FO. **Emergencia:** Versiones con kit de emergencia con autonomía de 1 ó 3 horas. **Fuente de alimentación:** 230V 50Hz.



# Etea

Advanced Basic

## Details make the difference

The classic ceiling lamp has become so familiar, that hardly anyone would stop to consider how it can be improved. We said why not?

There was an empty space between looking too cheap and over designed. By taking away all the unnecessary, we've reached the most basic shape, great uniformity and improved modularity. Etea is well designed and affordable.

## Details machen den Unterschied

Diese klassische Leuchte ist so bekannt geworden, dass kaum jemand darüber nachdenken würde, wie sie verbessert werden kann. Wir fragten uns, warum nicht?

Es war ein schmaler Grat zwischen einem zu billigen Aussehen und einem übertriebenen Design. Indem wir alles Unnötige wegließen, haben wir die einfachste Form, eine großartige Einheitlichkeit und eine verbesserte Modularität erzielt. Etea ist gut durchdacht und erschwinglich.

## Donde los detalles marcan la diferencia

El plafón clásico es ahora tan familiar, que casi nadie se pararía a plantearse cómo mejorarlo. Pero nosotros dijimos, ¿y por qué no?

Entre lo demasiado barato y excesivamente diseñado, había un vacío. Eliminando todo lo innecesario, hemos conseguido la forma más básica, una gran uniformidad y una mejorada modularidad. Etea aúna buen precio y diseño.









	<b>D</b> Direct	<b>DI</b> Direct / Indirect	<b>DF</b> Diffused
<b>Luminaire luminous flux</b>	1100 - 1900 lm	1200 - 2050 lm	1150 - 1950 lm
<b>Led colour</b>	830, 840, 927, 930, 940	830, 840, 927, 930, 940	830, 840, 927, 930, 940
<b>Driver</b>	DALI, FO, Sensor	DALI, FO, Sensor	DALI, FO, Sensor
<b>IP protection</b>	IP43	IP43, IP65	IP43, IP65
<b>Colour</b>	1	1 2	1

<b>Dimensions</b>			
	Ø285	Ø285	Ø285



GRO



WARRANTY



**Light source:** High-flux PCB LED modules, mid-power SMD LED, CRI>80/90, MacAdam≤2, 50.000h L90 B10 at 35°C. **Optic:** Opal polycarbonate diffuser (OP). **Body:** Polycarbonate. **Control gear:** Supplied with highly-efficient driver with fixed output (FO) or dimmable (DALI). Option of on/off microwave sensor. **Power supply:** 230V 50Hz.

**Lichtsystem:** High-flux PCB LED modules, mid-power SMD LED, CRI>80/90, MacAdam≤2, 50.000h L90 B10 bei 35°C. **Optisches System:** Opaler Polycarbonat-diffusor (OP). **Leuchtenkörper:** Polycarbonat. **Elektrische Ausführung:** Inklusive hocheffizientem Treiber mit Fix-Output (FO) oder dimmbar (DALI). Mikrowellen Sensor für FO Driver. **Netzspannung:** 230V 50Hz.

**Fuente de luz:** Módulos led PCB de alta intensidad, SMD led de potencia media, CRI>80/90, MacAdam≤2, 50 000 h L90 B10 a 35°C. **Óptica:** Difusor de polycarbonato opal (OP). **Cuerpo:** Policarbonato. **Equipo:** Suministrado con driver altamente eficiente con salida fija (FO) o regulable (DALI). Sensor de microondas para driver FO. **Fuente de alimentación:** 230V 50Hz.





BY CHICAGO ATHENAEUM



# Vyko

Ec(h)o friendly

## No noise. No glare. No pollution.

You can finally forget about those unaesthetic acoustic ceilings. Here is Vyko, an advanced all-in-one product, able to create various scenarios and personalized micro ambiances. Therefore, it is a perfect pick for offices and large open spaces.

3D ecofriendly acoustic panels are made from 100 % recyclable fibre, in order to guarantee an echo friendly acoustic performance. And above all things, it provides efficient homogeneous light distribution.

## Kein Rauschen. Keine Blenden. Keine Verschmutzung.

Der Moment ist gekommen, wo Sie endlich diese unästhetischen Akustikdecken vergessen können. Hier kommt die Vyko, ein fortgeschrittenes All-in-one-Produkt, das in der Lage ist, verschiedene Szenarien und personalisierte Mikrostimungen zu erzeugen. Daher ist sie die optimale Wahl für Büros und große, offene Räume.

Tatsächlich bestehen die umweltfreundlichen 3D-Akustikplatten aus 100 % recycelbare Faser, um eine echofreundliche Performance zu garantieren. Vor allem bietet sie jedoch eine effiziente, homogene Lichtverteilung im Raum.

## Cero ruido. Cero deslumbramiento. Cero contaminación.

Por fin podrá olvidarse de los antiestéticos techos acústicos. Aquí tiene Vyko, un avanzado producto todo en uno capaz de crear diferentes escenarios y microambientes personalizados. Es la elección ideal para oficinas y grandes espacios abiertos.

Estos paneles acústicos 3D se fabrican con fibra 100 % reciclable para garantizar un rendimiento acústico contra el eco. Además, por encima de todo, proporciona una distribución de la luz homogénea y eficiente.

















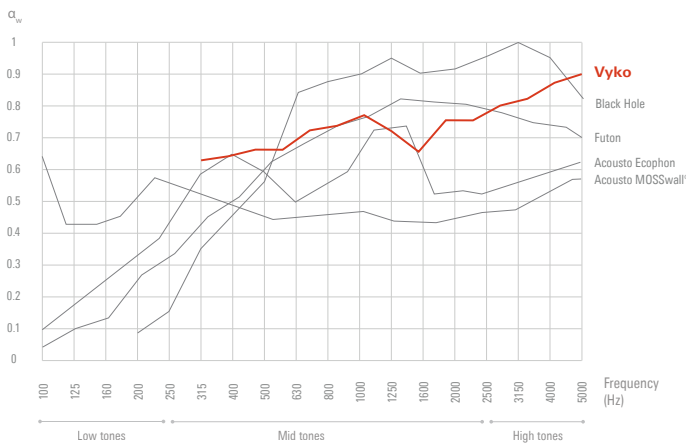






**It's a luminaire. It's a ceiling. It improves the acoustics.**

Acoustic ceiling with light or vice-versa? No matter how you define it, it solves three problems at once: improves the acoustics, offers high quality illumination with absolutely no glare and replaces the ceiling.



## Maximum acoustic comfort

Vyko enables effective soundproofing and sound absorbing in all areas with higher frequencies.



Low tones



Mid tones



High tones

100 % recyclable fibre

The 4 central modules are illuminated

UGR <19

Glare control, high efficiency and visual comfort

LFO VERSION

Bartenbach LFO optic

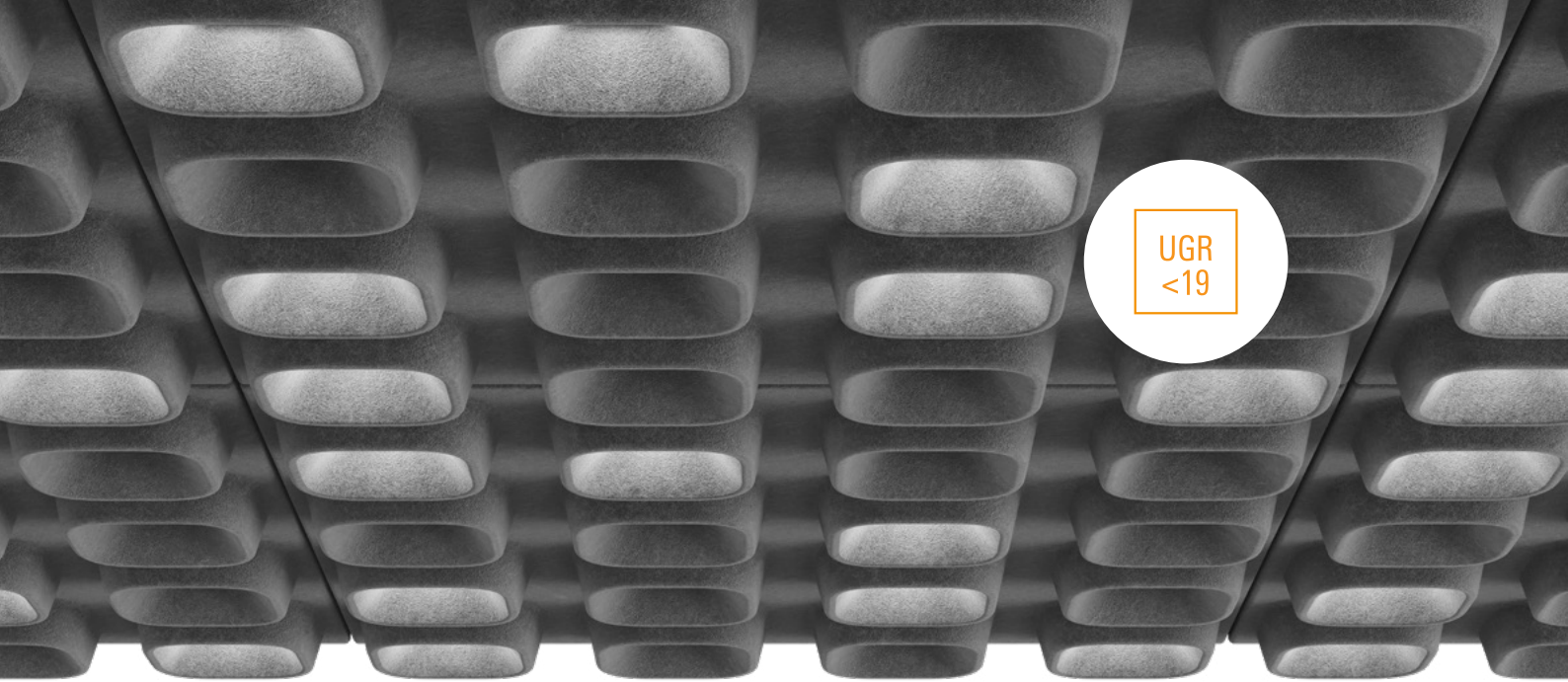
**No, it's not off.**

Are you wondering where the light comes from? With the Bartenbach LFO optic, Vyko illuminates the space pleasantly with low glare and without seeing the light source. It looks like it is off, but the light will be there.

**Three shades of grey**

It's just a matter of taste and the feeling you want to create. Choose brighter tones for a more fresh, open appearance and optically higher ceilings.

Light grey (LG)      Grey (GR)      Black (BL)




UGR  
<19



## Random patterns of light

No two layouts are the same, so each ceiling will be different, unique. Choose from different Deco versions or combine them with Vyko Dark.


### DECO VERSION




Deco 6




Deco 7




Deco 14




### INSTALLATION TYPE



T bar lay in with standard modular ceiling elements



Click-in system with minimal distance between the panels and the ceiling



Suspended installation with side profile



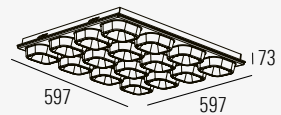
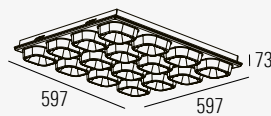
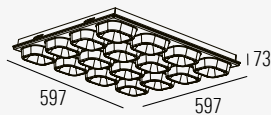
# Vyko

## Technical Overview



	LFO	DECO	DARK
<b>Glare control</b>	UGR<19	UGR<19	-
<b>Optics</b>	LFO 32°	Diffused	-
<b>Luminaire luminous flux</b>	660 lm	600 / 700 / 1600 lm	-
<b>N° of spots / panel</b>	4	6, 7, 16	-
<b>Led colour</b>	927, 930, 935, 940	927, 930, 935, 940	-
<b>Driver</b>	Casambi, DALI, FO	Casambi, DALI, FO	-
<b>Driver position</b>	Remote	Remote	-
<b>Material</b>	Thermoformed acoustic felt	Thermoformed acoustic felt	Thermoformed acoustic felt
<b>Sound absorbing surface</b>	0,6 m <sup>2</sup>	0,6 m <sup>2</sup>	0,6 m <sup>2</sup>

### Dimensions



Colours: ▲ ▲ ▲



GR0

GR1

CASAMBI



WARRANTY



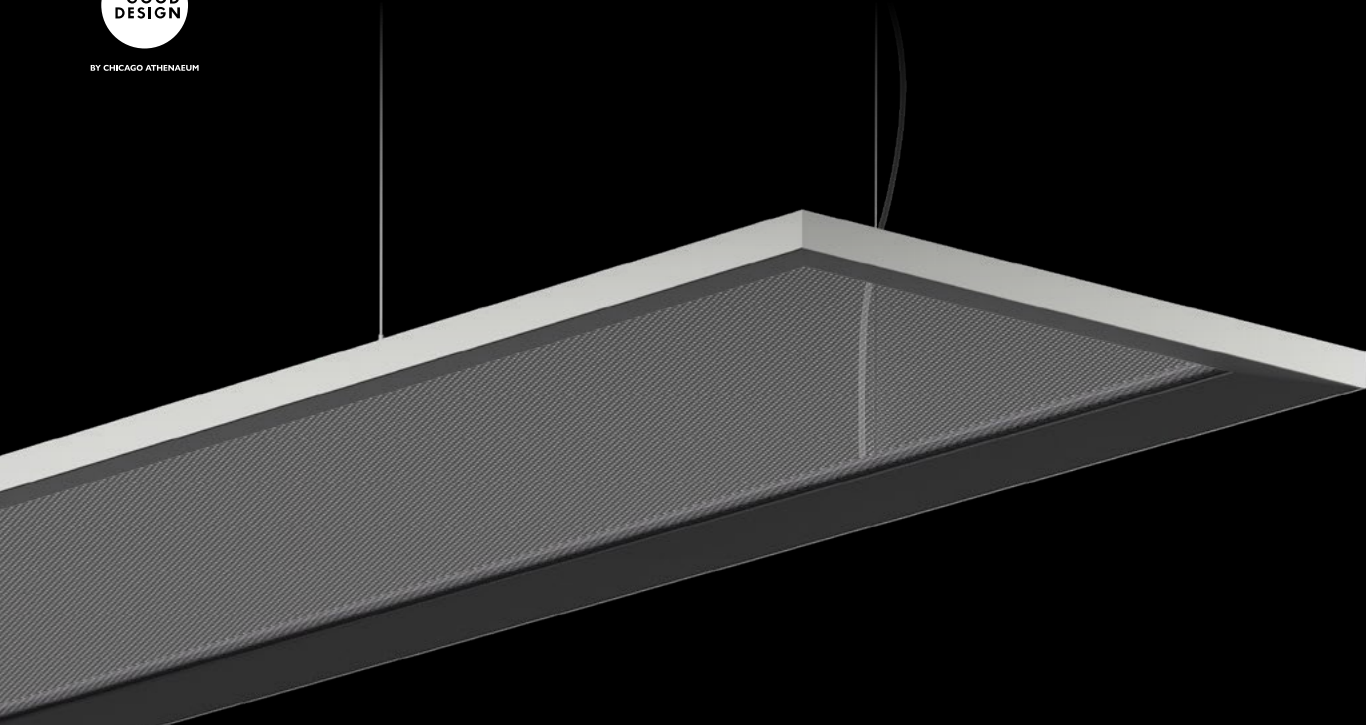
**Light source:** High-power COB LED, CRI>90, MacAdam<sub>2</sub>≤2, 50.000h L90 B10 at 35°C. **Optic:** Acrylic glare-free LFO lens / Satined prismatic lens dome for uniform light distribution. **Body:** Thermoformed acoustic felt. **Control gear:** Integrated highly-efficient driver with fixed output (FO) or dimmable (DALI-TD, Casambi). **Power supply:** 230V 50Hz.

**Lichtsystem:** High-power COB LED, CRI>90, MacAdam<sub>2</sub>≤2, 50.000h L90 B10 bei 35°C. **Optisches System:** Blendarme Acryl-LFO-Linse / Satinierte prismatiche Optiklinse oder gleichmäßiger Lichtaustritt. **Leuchtenkörper:** Thermogeformter Akustikfilz. **Elektrische Ausführung:** Integrierter hocheffizienter Treiber mit Fix-Output (FO) oder dimmbar (DALI-TD, Casambi). **Netzspannung:** 230V 50Hz.

**Fuente de luz:** Led COB de alta potencia, CRI>90, MacAdam<sub>2</sub>≤2, 50.000 h L90 B10 a 35°C. **Óptica:** Lente LFO de metacrilato sin deslumbramiento / Cúpula de lente prismática satinada para una distribución uniforme de la luz. **Cuerpo:** Filtro acústico termomoldeado. **Equipo:** Driver altamente eficiente integrado con salida fija (FO) o regulable (DALI-TD, Casambi). **Fuente de alimentación:** 230V 50Hz.



BY CHICAGO ATHENAEUM



# Skyler

The sky is the limit

## Great design is transparent

Forget about boring office lights that reveal everything within one look! Here's Skyler and it's here to surprise! The first thing to wow is its see-through diffuser; invisible when the light is OFF, creating high visual comfort when the light is ON. And that's not the only thing that's beautiful. With its black and white frame colour combination and thinness, it's a true designer's piece, light years away from common office lighting solutions.

Skyler boasts the perfect combination of indirect and direct lighting, not only creating a feeling of spaciousness but also providing high-quality task illumination without any glare. Its additional options are an RGB or tunable white ambient illumination.

## Gutes Design ist transparent

Vergessen Sie langweilige Bürolampen - hier kommt Skyler, die Innovation im Office-Licht. Das erste Plus ist ihr durch-sichtiger Diffusor, der unsichtbar ist, wenn das Licht nicht angeschaltet ist, und beim Einschalten einen hohen visuellen Komfort erzeugt. Darüber hinaus ist sie mit ihrer schwarz-weißen Rahmenfarbe und ihrer Schlankheit ein echtes Designerstück und damit Lichtjahre von üblicher Bürobeleuchtung entfernt.

Skyler erzeugt mit der perfekten Kombination aus indirekter und direkter Beleuchtung nicht nur ein Gefühl von Geräumigkeit, sondern bietet auch eine hochwertige, blendfreie Bürobeleuchtung, die euren Aufgabebereich gut ausleuchtet. Zusätzliche Optionen sind RGB oder regelbare, weiße und indirekte Beleuchtung.

## El diseño excelente es transparente

¡Olvidate de aburridas luces de oficina en las que se ve todo de un vistazo! ¡Ha llegado Skyler, lista para sorprender! Lo primero con lo que alucinarás es con el difusor transparente, invisible con la luz apagada y que crea un gran confort visual con la luz encendida. No es lo único bonito que tiene. Su marco blanco y negro y su finura hacen de ella una pieza de coleccionista que está a años luz de las soluciones de iluminación de oficina normales.

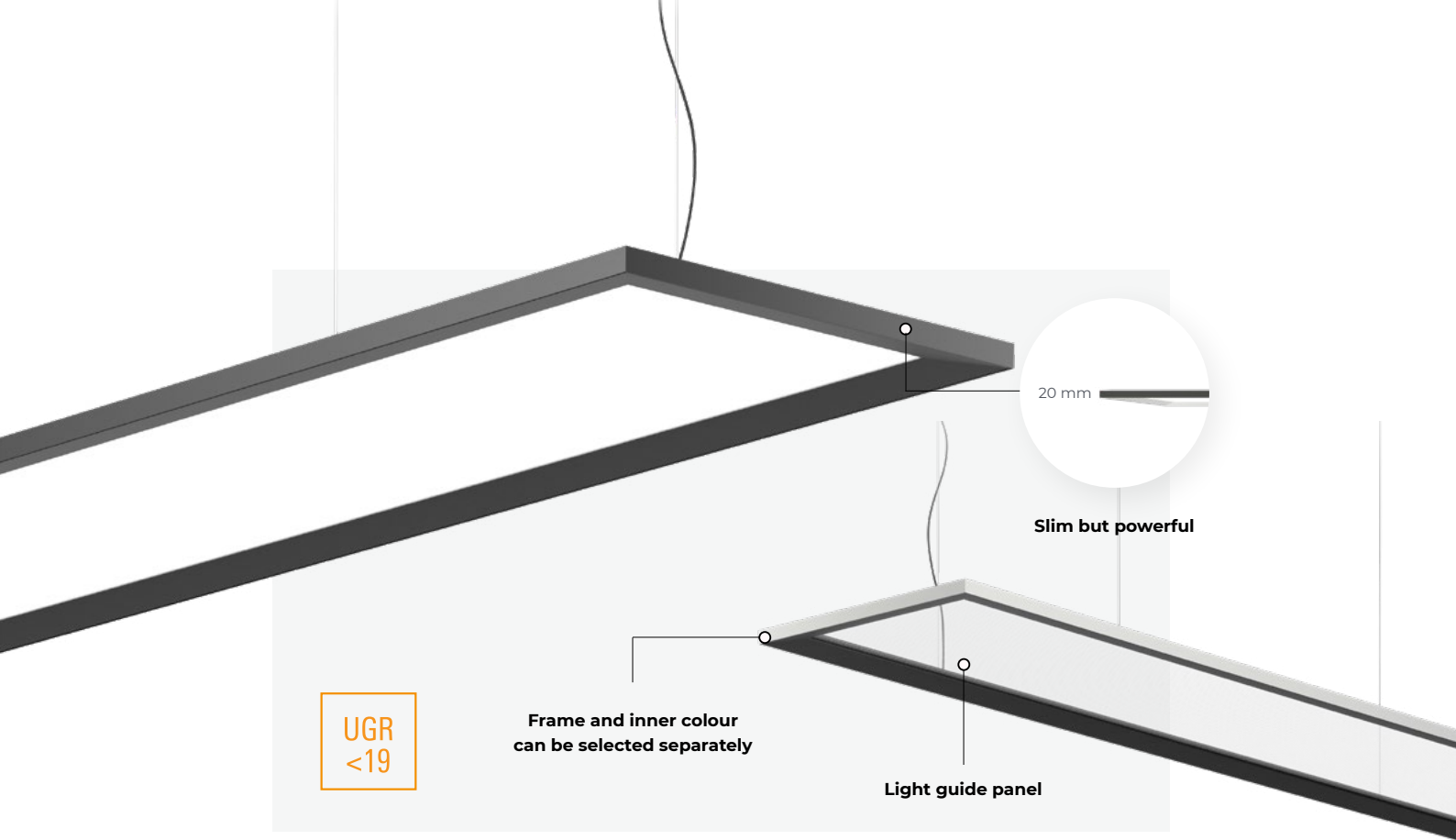
Skyler presume de la combinación perfecta de iluminación directa e indirecta. No solo crea una sensación de amplitud, también ofrece una iluminación tareas de alta calidad sin deslumbramientos. Cuenta con opciones adicionales de iluminación de ambiente blanca ajustable o RGB.



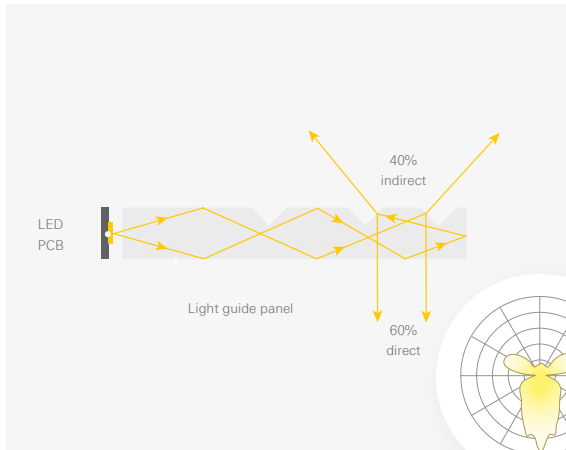








**MAIN FEATURES**




**Light guide panel**

Light guide panel provides uniform and homogeneous light output. A see-through plate is invisible when the light is off, or creates a high visual comfort when the light is on.

**Extra indirect for extra effect**

With the office changing needs, adapting the light to different activities and tasks is essential. Create dynamic lighting scenarios combining the basic direct / indirect illumination with additional, extra indirect RGB or tunable white illumination.



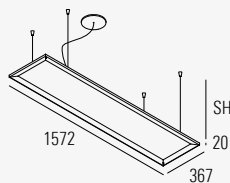


# Skyler

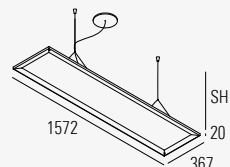
## Technical Overview



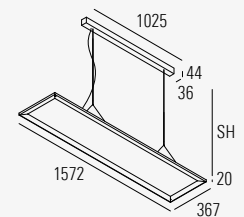
	SDI	SDI-A
	Suspended Direct / Indirect	Suspended Direct / Indirect with additional indirect TW or RGB
<b>Glare control (UGR class)</b>	UGR < 19	UGR < 19
<b>Luminaire luminous flux</b>	6400 - 6700 lm	6400 - 6700 lm
<b>Additional indirect luminaire luminous flux</b>	-	3100 lm (TW)
<b>Light distribution</b>	Direct / Indirect	Direct / Indirect
<b>DLOR/ULOR</b>	57% / 43%	57% / 43%
<b>Optics</b>	Light guide panel (LGP)	Light guide panel (LGP)
<b>Led colour</b>	930, 940	930, 940
<b>Dynamic illumination (indirect only)</b>	-	Tunable white 2700 - 6500K, RGB
<b>Driver</b>	Casambi, DALI, TD	Casambi, DALI, TD
<b>Frame colour</b>	<b>B</b> <b>D</b>	<b>B</b> <b>D</b>
<b>Inner colour</b>	<b>B</b> <b>D</b> <b>H</b> <b>F</b> <b>Y</b>	<b>B</b> <b>D</b> <b>H</b> <b>F</b> <b>Y</b>
<b>Dimensions</b>	SH (mm): 1500, 3000, 5000	SH (mm): 1500, 3000, 5000



Straight suspension



Y suspension



Y suspension



**Light source:** High-flux PCB LED modules, mid-power SMD LED, CRI>90, MacAdam≤2, 50.000h L90 B10 at 35°C. RGB or tunable white LED strip for ambient light. **Optic:** Acrylic (PMMA) light guide plate (LGP). **Body:** Extruded aluminium body and frame, powder or PVD coated. **Control gear:** LD ceiling cup versions are supplied with highly-efficient DALI dimmable drivers. For flat ceiling cup (RF) drivers must be ordered separately. **Power supply:** 230V 50Hz / 24V DC.

**Lichtsystem:** High-flux PCB LED modules, mid-power SMD LED, CRI>90, MacAdam≤2, 50.000h L90 B10 bei 35°C. RGB oder Tunable-White LED Stripe für Akzentbeleuchtung. **Optisches System:** Lichtlenk-Scheibe aus Acryl (PMMA). **Leuchtenkörper:** Extrudierter Aluminiumkörper und Rahmen, pulver- oder PVD-beschichtet. **Elektrische Ausführung:** LD-Deckenbaldachinversionen werden mit hocheffizienten dimmbaren DALI-Treibern geliefert. Für einen flachen Deckenbaldachin (RF) müssen die Treiber separat bestellt werden. **Netzspannung:** 230V 50Hz / 24V DC.

**Fuente de luz:** Módulos led PCB de alta intensidad, SMD led de potencia media, CRI>90, MacAdam≤2, 50 000 h L90 B10 a 35°C. Tira LED RGB o blanco dinámico para luz ambiental. **Óptica:** Plancha de guía de luz (LGP) acrílica (PMMA). **Cuerpo:** Estructura y marco de aluminio extruido, recubrimiento con PVD o pintura en polvo. **Equipo:** Rosetón de techo integrado con driver regulable (DALI). Driver de corriente constante para la versión de rosetón plano - pedir por separado. **Fuente de alimentación:** 230V 50Hz / 24V DC.



# Tol

Mobile and personal

## A standalone, installation-free luminaire

It brings light and electrical plugs directly to the table. It is robust yet still flexible enough to quickly fit in with the existing table arrangement, ready to start right away.

It is suitable for a single or double table setting, where the direct and indirect illumination is regulated separately. It brings uniformity, efficiency and a high visual comfort to the working environment. The presence sensor automatically switches it on or off.

## Eine eigenständige, installationsfreie Leuchte

Diese Leuchte bringt Licht und elektrische Steckanschlüsse direkt auf den Tisch. Sie ist robust und doch flexibel genug, sich schnell in die bestehenden Tischumgestaltungen einzupassen. Mit dieser Leuchte kann man sofort loslegen.

Sie ist geeignet für einzelne oder doppelte Tischanordnungen, bei denen die direkte und indirekte Beleuchtung separat geregelt werden. Sie bringt Gleichmäßigkeit, Effizienz und einen hohen visuellen Komfort in die Arbeitsumgebung. Über einen Präsenzmelder schaltet die Leuchte automatisch ein oder aus.

## Luminaria autónoma y sin instalación

Llévate la luz y los enchufes directamente a la mesa. Diseño robusto a la vez que flexible para adaptarse rápidamente a la disposición existente en la mesa y preparado para empezar a funcionar con inmediatez.

Adecuado para una disposición de mesa sencilla o doble, donde la iluminación directa e indirecta se regula de forma independiente. Aporta uniformidad, eficiencia y un confort visual óptimo al entorno de trabajo. El sensor de presencia permite un encendido o apagado automático.



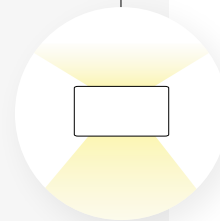


UGR  
<16



**Light sensor with presence detector**


The sensor automatically dims the luminaire based on the natural light in the space. It automatically switches the luminaire on and off, depending on the presence of people at the workstation.



**Flexible illumination**

Direct and indirect components can be switched (FO) or dimmed separately (TD version).

**Manual adjustment  
of light intensity**



**Brings electricity and  
network to the workspace.**

- Mains sockets (Shucko type\*)
- UPS power sockets
- CAT5
- USB

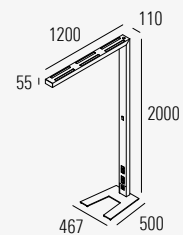


# Tol

## Technical Overview




FAMILY MEMBER



TECH. SPECS

LUMINAIRE LUMINOUS FLUX	OPTICS	GLARE CONTROL	LED COLOUR	DRIVER
3200 - 5800 lm	DPR	UGR<16	827, 830, 840, 930, 940	DALI sensor, FO, TD

COLOURS



GRO



**Light source:** High-flux PCB LED modules, mid-power SMD LED, CRI>80/90, MacAdam≤2, 50.000h L90 B10 at 35°C. **Optic:** Soft-light prismatic polycarbonate optics (DPR) for direct light and satin opal polycarbonate diffuser (SOP) for indirect light. **Body:** Extruded aluminium profile, powder coated. **Control gear:** Integrated highly-efficient driver with fixed output (FO) or dimmable (DALI sensor, TD). **Power supply:** 230V 50Hz.

**Lichtsystem:** High-flux PCB LED modules, mid-power SMD LED, CRI>80/90, MacAdam≤2, 50.000h L90 B10 bei 35°C. **Optisches System:** Diamantprismenabdeckung aus Polycarbonat (DPR) für Direktlicht und opaler Polycarbonatdiffusor (SOP) für Indirektlicht. **Leuchtenkörper:** Profil aus extrudiertem Aluminium, pulverbeschichtet. **Elektrische Ausführung:** Integrierter hocheffizienter Treiber mit Fix-Output (FO) oder Dali-dimmbar (DALI Sensor, TD). **Netzspannung:** 230V 50Hz.

**Fuente de luz:** Módulos led PCB de alta intensidad, SMD led de potencia media, CRI>80/90, MacAdam≤2, 50 000 h L90 B10 a 35°C. **Óptica:** Optica Soft-light prismatico de policarbonato (DPR) para luz directa y difusor opal (SOP) para luz indirecta . **Cuerpo:** Perfil de aluminio extruido, recubierto con pintura en polvo. **Equipo:** Driver integrado altamente eficiente no regulable (FO) o regulable (sensor DALI-TD). **Fuente de alimentación:** 230V 50Hz.



reddot design award  
winner



# Ergetic

## All-in-one

### Flexible illumination for changing needs

We are using the same space in many different ways. But what actually changes, when we switch between different activities? Normally nothing.

Ergetic was designed to challenge this fact. It is able to transform a space by changing the illumination and can adapt easily to your needs. By joining together different functions inside one single luminaire, it is a perfect solution for projects, where dynamic and flexible illumination is needed.

### Flexible Beleuchtung für wechselnde Bedürfnisse

Wir verwenden denselben Raum auf viele unterschiedliche Weisen. Aber was ändert sich tatsächlich, wenn wir zwischen verschiedenen Aktivitäten hin und her schalten? Normalerweise nichts.

Ergetic wurde entworfen, sich dieser Herausforderung zu stellen. Sie ist in der Lage, einen Raum durch die Änderung der Beleuchtung umzuwandeln, und kann sich ganz einfach Ihren Bedürfnissen anpassen. Indem man verschiedene Funktionen im Innern einer einzelnen Leuchte zusammenfügt, ist sie die perfekte Lösung für Projekte, bei denen eine dynamische und flexible Beleuchtung erforderlich ist.

### Iluminación flexible para necesidades que cambian

Usamos el mismo espacio de muchas maneras diferentes. Pero, ¿qué cambia en realidad cuando variamos de actividad? Normalmente, nada.

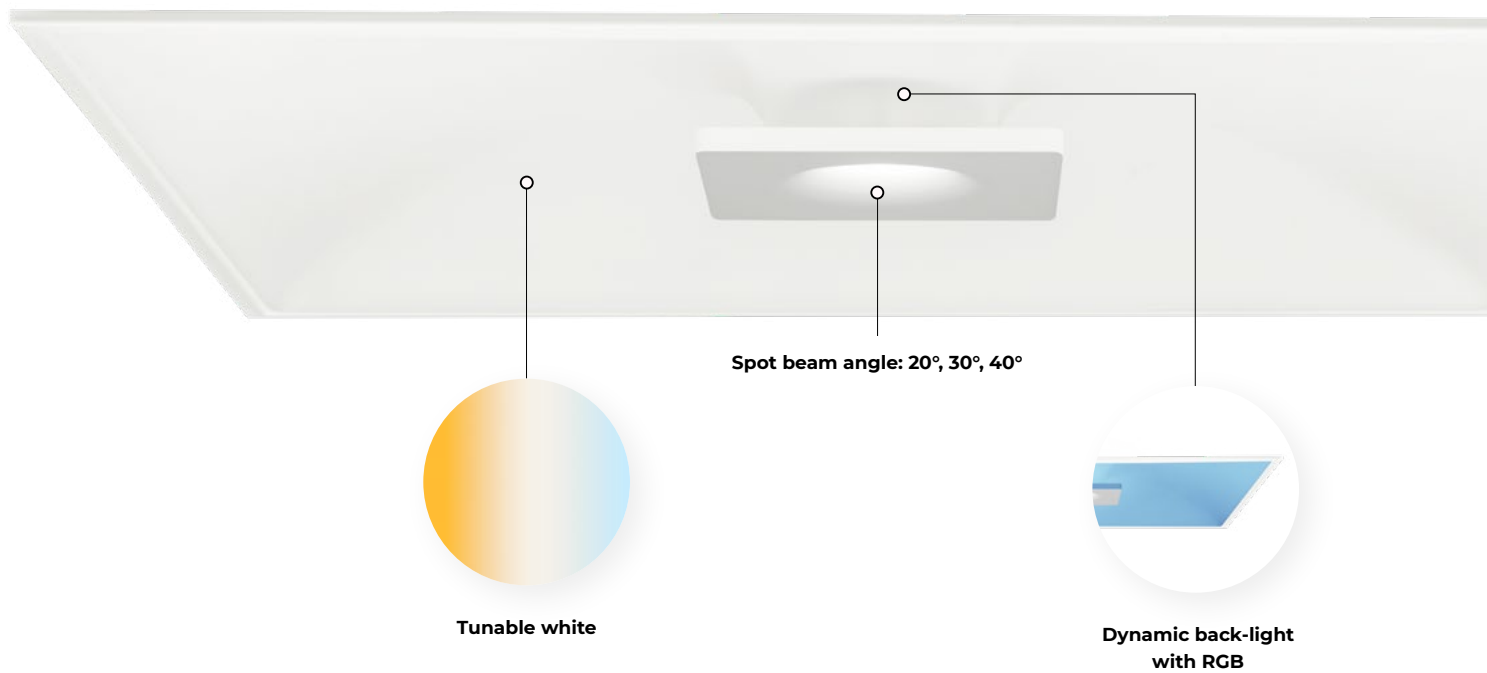
Ergetic está diseñada para enfrentarse a este reto. Es capaz de transformar un espacio cambiando la iluminación y se adapta fácilmente a sus necesidades. Dado que combina diferentes funciones en una sola luminaria, es la solución perfecta para cualquier proyecto en el que se requiera una iluminación dinámica y flexible.












#### MAIN FEATURES



### Dynamic illumination

Matching colour temperature and quantity of artificial light with daylight positively influences people's well-being.

### 3 in 1

With Ergetic you can provide many lighting scenarios with only one luminaire. Combining direct lighting, RGB and spotlight in different combinations you can adjust it to different needs and create different moods.





## ONE PRODUCT FOR DIFFERENT SITUATIONS



### **Concentrated work**


Direct light + spotlight

Finely tuned combination for situations when you need to focus and concentrate.

### **Collaboration and learning**

RGB + spotlight

A vibrant lighting scenario with optimised brightness acts to energise.





### **Events and socializing**

For socializing the light should be delivered at lower brightness and warmer white tones. By adding colour to light, entire space transforms and changes the way we feel.

# Ergetic

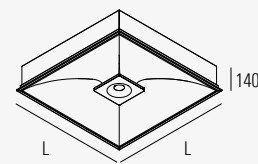
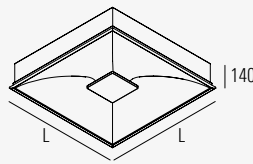
## Technical Overview



### DIRECT + RGB

### DIRECT + SPOT + RGB

		Direct	Spot
<b>Optics</b>	SOP	SOP	20°, 30°, 40°
<b>Luminaire luminous flux</b>	4200 - 6200 lm	4200 - 6200 lm	1700 - 2350 lm
<b>Led colour</b>	830, 840, 930, 940	830, 840, 930, 940	830, 840, 930, 940
<b>Dynamic colour</b>	Tunable white 2700 - 6500K	Tunable white 2700 - 6500K	-
<b>Driver</b>	Casambi, DALI, FO	Casambi, DALI, FO	Casambi, DALI, FO
<b>Dimensions</b>	L (mm): 597, 622	L (mm): 597, 622	



≥ 85 %



TW



RGB

GR0

GR1

CASAMBI



WARRANTY



CE



22

**Light source:** High-flux PCB LED modules, mid-power SMD LED, CRI>80/90, MacAdam≤2, 50.000h L90 B10 at 35°C. / High-power COB LED module, CRI>80/90, MacAdam≤2, 50.000h L80 B10 at 35°C for spot light. / RGB LED for ambient light. **Optic:** Opal acrylic diffuser for direct light; highly efficient uniform distribution, metalized polycarbonate with lacquer finish optic for spot light. **Body:** Steel-sheet housing with aluminium frame. **Control gear:** Integrated highly-efficient driver with fixed output (FO-DS) or dimmable (DALI-DS, Casambi) - separate switching. RGB component require external driver and controller - order separately. **Power supply:** 230V 50Hz.

**Lichtsystem:** High-flux PCB LED modules, mid-power SMD LED, CRI>80/90, MacAdam≤2, 50.000h L90 B10 bei 35°C. / High-power COB LED Module, CRI>80/90, MacAdam≤2, 50.000h L80 B10 bei 35°C für Spot-Strahler. / RGB LED für Ambiente-Beleuchtung. **Optisches System:** Opaler Acryldiffusor für Direktlicht; hocheffiziente gleichmäßige Verteilung, metallisiertes Polycarbonat mit lackbeschichteter Optik für Spotlight. **Leuchtenkörper:** Stahlblechgehäuse mit Aluminiumrahmen. **Elektrische Ausführung:** Integrierter hocheffizienter Treiber mit Fix-Output (FO-DS) oder DALI-DS-dimmbar (DALI-DS, TD, Casambi) - nur getrennt schaltbar. RGB Komponenten benötigen einen externen Treiber und Controller - separat bestellen. **Netzspannung:** 230V 50Hz.

**Fuente de luz:** Módulos led PCB de alta intensidad, SMD led de potencia media, CRI>80/90, MacAdam≤2, 50 000 h L90 B10 a 35°C. / Módulo High-power COB LED, CRI 85/95, MacAdam≤3, 50.000h L80 B10 a 35°C para luz spot. / RGB para LED ambiente. **Óptica:** Difusor opal acrílico para luz directa; distribución uniforme de alta eficiencia, polycarbonato metalizado con apabado lacado para luz spot. **Cuerpo:** Caja de acero con estructura de aluminio. **Equipo:** Driver de alta eficiencia integrado no regulable (FO-DS) o regulable (DALI-DS, TD, Casambi) - sólo encendido separado. Componente RGB requiere driver y controlador externo - pedir por separado. **Fuente de alimentación:** 230V 50Hz.



# Canvas

Out of the box

## Only Canvas succeeded in de-boxing a light box

This is a solution for those who want colour, form and function combined in a distinctive and elegant luminaire with a high visual comfort.

By placing the aesthetic accent on the frame, the contrast between lit and non-lit surfaces is softened and the perception of depth is changed. For fixture personalization, colour is introduced, while different sizes allow you to play with a variety of combinations.

## Nur Canvas ist darin erfolgreich, aus einem Kasten ein Lichtobjekt zu werden

Dies ist eine Lösung für diejenigen, die sich Farbe, Form und Funktion, kombiniert in einer unverwechselbaren und eleganten Leuchte mit hohem visuellem Komfort wünschen.

Indem ein ästhetischer Akzent auf den Rahmen gelegt wird, wird der Kontrast zwischen beleuchteten und nicht beleuchteten Flächen weicher und die Wahrnehmung der Tiefe ändert sich. Für eine Personalisierung des Leuchtenkörpers wird Farbe eingesetzt, während die verschiedenen Größen Ihnen ermöglichen, mit einer Vielzahl von Kombinationen zu spielen.

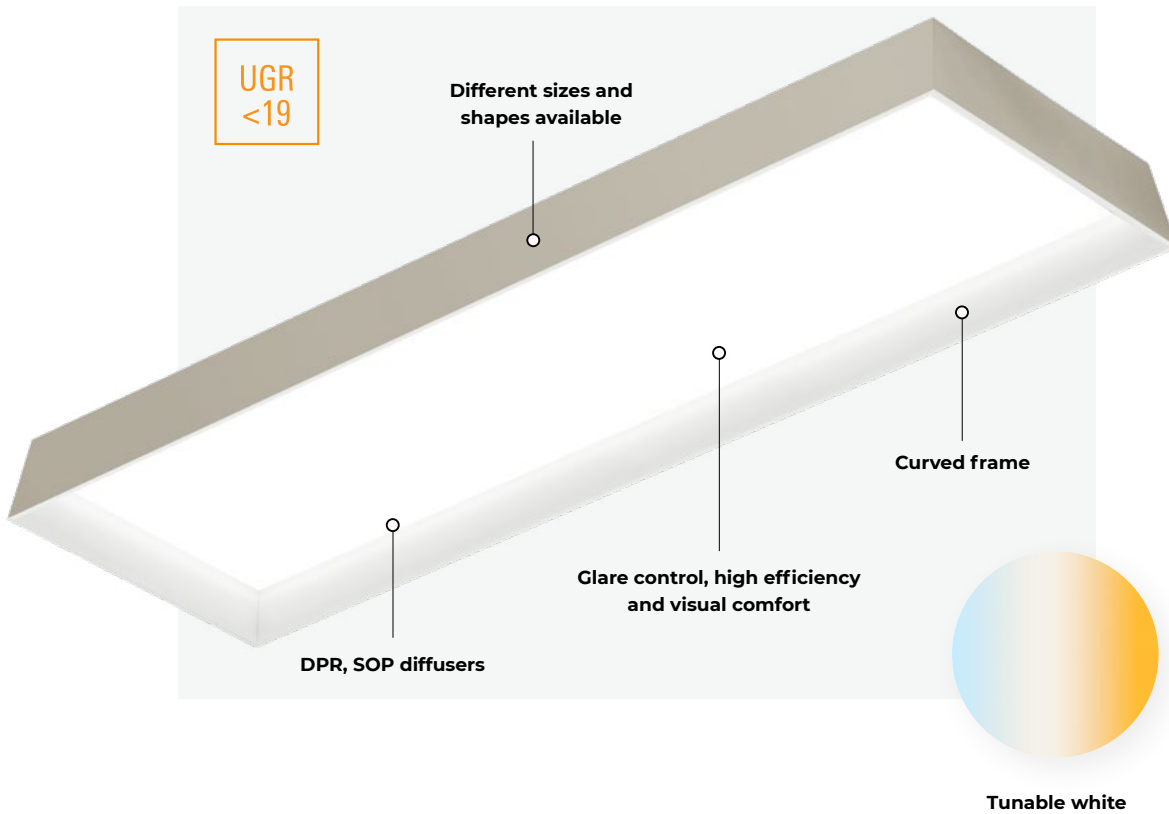
## Solo Canvas ha logrado desembalar una caja de luz

Esta es la solución ideal para quienes busquen una combinación de color, diseño y funcionalidad en una luminaria diferente y elegante que aporte un confort visual óptimo.

Al situar el mayor realce estético en la estructura, se logra suavizar el contraste entre las superficies iluminadas y no iluminadas y modificar la percepción de profundidad. A través del color se consigue personalizar esta solución que, combinada en diferentes tamaños, permite ofrecer diferentes disposiciones.







#### MAIN FEATURES




### Dual colour, excellent light quality

Combine colour, form and function in a distinctive and elegant look. Glare control, maximum efficiency and high uniformity result in outstanding visual comfort.

### Soft light transition

The curved frame softens the contrast between lit and non-lit surfaces.




# Canvas

## Technical Overview



### CANVAS R

Recessed





M600 / M625

### CANVAS C/S

Ceiling / Suspended

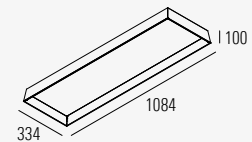
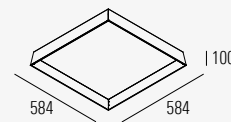
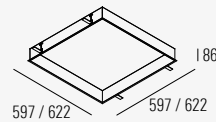
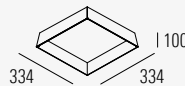


C only




	350x350	600x600	350x1100
<b>Optics</b>	SOP, DPR	SOP, DPR	SOP, DPR
<b>Glare control</b>	UGR<19 (DPR)	UGR<19 (DPR)	UGR<19 (DPR)
<b>Luminaire luminous flux</b>	830 - 1500 lm	3200 - 5800 lm	3200 - 5800 lm
<b>Led colour</b>	830, 840, 930, 940	830, 840, 930, 940	830, 840, 930, 940
<b>Dynamic colour</b>	-	Tunable white 2700 - 6500K	Tunable white 2700 - 6500K
<b>Driver</b>	Casambi, DALI, FO	Casambi, DALI, FO	Casambi, DALI, FO
<b>Emergency kit</b>	-	EM 1h, EM 3h	EM 1h, EM 3h
<b>Colour</b>	1 2 3	1 2 3	1 2 3

### Dimensions



GR0 CASAMBI



**Light source:** High-flux PCB LED modules, mid-power SMD LED, CRI>80/90, MacAdam≤2, 50.000h L90 B10 at 35°C. **Optic:** Satin opal PMMA diffuser (SOP) / Soft-light prismatic PMMA diffuser (DPR). **Body:** Steel-sheet housing with aluminium frame. / Extruded aluminium profile, powder coated. **Ceiling cup:** For suspended versions, the ceiling cup and suspension set must be ordered separately. Find out more on the technical pages or online product configurator. **Control gear:** Integrated highly-efficient driver with fixed output (FO) or dimmable (DALI-TD, Casambi). **Emergency:** Emergency kit version with autonomy 1h or 3h. **Power supply:** 230V 50Hz.

**Lichtsystem:** High-flux PCB LED modules, mid-power SMD LED, CRI>80/90, MacAdam≤2, 50.000h L90 B10 bei 35°C. **Optisches System:** Opal satiniertes Diffusor PMMA (SOP) / Diamantprismenabdeckung PMMA (DPR). **Leuchtenkörper:** Stahlblechgehäuse mit Aluminiumrahmen. / Profil aus extrudiertem Aluminium, pulverbeschichtet. **Deckenbaldachin:** Im Fall von hängenden Versionen, müssen die Deckenhalterung und das Aufhängungsset separat bestellt werden. Erfahren Sie mehr dazu auf den technischen Seiten oder online im Produktkonfigurator. **Elektrische Ausführung:** Integrierter hocheffizienter Treiber mit Fix-Output (FO) oder dimmbar (DALI-TD, Casambi). **Notlicht:** Notlichtbaustein mit 1h oder 3h Batterie. **Netzspannung:** 230V 50Hz.

**Fuente de luz:** Módulos led PCB de alta intensidad, SMD led de potencia media, CRI>80/90, MacAdam≤2, 50 000 h L90 B10 a 35°C. **Óptica:** Difusor satinado opal PMMA (SOP) / Difusor Soft-light prismatic PMMA (DPR). **Cuerpo:** Caja de acero con estructura de aluminio. / Perfil de aluminio extruido, recubierto con pintura en polvo. **Florón:** Para las versiones suspendidas, el florón y el juego de suspensión deben pedirse por separado. Encontrará más información en las páginas técnicas o en el configurador de productos en línea. **Equipo:** Driver altamente eficiente integrado con salida fija (FO) o regulable (DALI-TD, Casambi). **Emergencia:** Versiones con kit de emergencia con autonomía de 1 ó 3 horas. **Fuente de alimentación:** 230V 50Hz.





# Demi

Office reviver

## Full flexibility of space arrangement

Demi represents a high quality lighting solution for office buildings. It provides maximum efficiency and a uniform illumination everywhere.

It's perfect for areas, where you need maximum flexibility of space arrangement or when the final layout is not yet known. The universal luminaire body can be installed in plasterboard or modular ceilings, ensuring the best match with the interior space design.

## Volle Flexibilität der Raumanordnung


Demi repräsentiert eine hochwertige Beleuchtungslösung für Bürogebäude. Sie bietet eine maximale Effizienz und eine einheitliche Beleuchtung überall.

Sie ist perfekt für Bereiche, wo man eine maximale Flexibilität der Raumanordnung benötigt, oder wenn die endgültige Anordnung noch nicht bekannt ist. Der universelle Beleuchtungskörper kann in Gipskartonplatten oder modularen Decken installiert werden, und stellt die beste Anpassung an das Innenraumdesign sicher.

## Flexibilidad total para la disposición del espacio

Demi es una solución de iluminación de alta calidad para edificios de oficinas. Proporcionan la máxima eficiencia y una iluminación uniforme en cualquier entorno.

Es perfecta para zonas en las que necesita una flexibilidad máxima de la distribución del espacio, o donde no se conoce aún el diseño final. El cuerpo universal de la luminaria se puede instalar sobre paneles de yeso o en techos modulares, lo que garantiza la mejor combinación con el diseño del espacio interior.







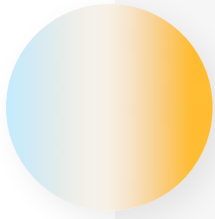












Tunable white



SOP




DPR



HMP



**IQ sensor available for HMP versions with blind central cover**



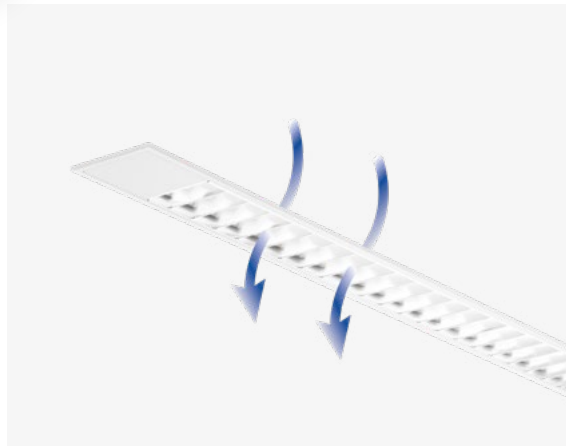
UGR <16

## High visual comfort in your office

Demi offers optimized optics, glare control and excellent light quality. The optic provides soft light that allows glare-free use of any kind of displays. Satin opal (SOP) is for general illumination and soft-light prismatic optics (DPR) is for controlled luminance.

## Designed for bandraaster and climate ceilings

Demi R AIR is designed for bandraaster rail profile ceilings, with air caps allowing air to flow between the housing and reflector.





## DYNAMIC OFFICE LIGHTING



### Activating and motivating

Office lighting can be adjusted in a way to activate and stimulate workers or help keep them focused when there is need for concentrated work.

### Relaxing lighting scenario

Light can also ease stressful situations enabling workers to perform better. People's well-being can be additionally enhanced by matching the colour temperature and quantity of artificial light with daylight.

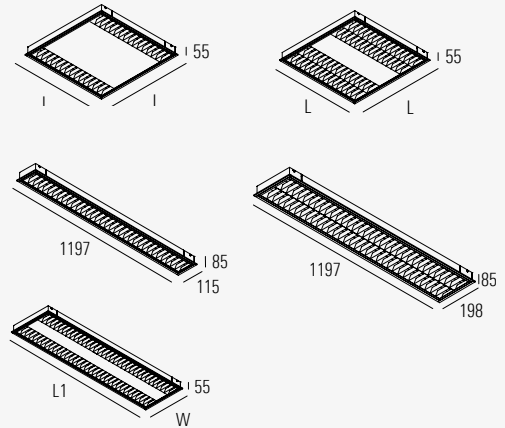
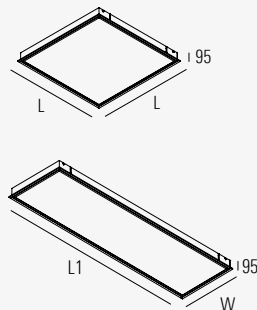


# Demi

## Technical Overview



	<b>RV SOP / DPR</b> Recessed visible trim	<b>RV HMP</b> Satin silver coated aluminium louvre
<b>Optics</b>	SOP, DPR	HMP
<b>Glare control</b>	UGR<16 (DPR 2000 lm 597x597) UGR<19 (DPR 3600 lm 597x597)	UGR<16 (HMP 2050 lm 597x597) UGR<19 (HMP 3400 lm 597x597)
<b>Luminance (at 65°)</b>	L < 1000 cd/m <sup>2</sup> * / 2000 cd/m <sup>2</sup> **	L < 200 cd/m <sup>2</sup>
<b>Luminaire luminous flux</b>	1900 - 5300 lm	1900 - 6500 lm
<b>Led colour</b>	830, 840, 930, 940	830, 840, 930, 940
<b>Dynamic colour</b>	Tunable white 2700 - 6500K	Tunable white 2700 - 6500K
<b>Driver</b>	Casambi, DALI, FO	Casambi, DALI, FO
<b>Emergency kit</b>	EM 1h, EM 3h	EM 1h, EM 3h
<b>IP protection</b>	IP43, IP44, IP55	IP20
<b>Dimensions</b>	L (mm): 597, 622 WxL1 (mm): 197/297x1197, 297x1497, 309x1247	L (mm): 597, 622 WxL1 (mm): 115/198/297x1197, 309x1247, 100/150x1699, 100/150x1720




\* DPR 2000 lm 597x597 \*\* DPR 3600 lm 597x597



**Light source:** High-flux PCB LED modules, mid-power SMD LED, CRI>80/90, MacAdam≤2, 50.000h L90 B10 at 35°C. **Optic:** Satin opal PMMA diffuser (SOP), Soft-light prismatic PMMA diffuser (DPR), Satin silver-coated aluminium double parabolic louvre (HMP). **Body:** Steel-sheet, powder coated. **Ceiling cup:** For suspended versions, the ceiling cup and suspension set must be ordered separately. Find out more on the technical pages or online product configurator. **Control gear:** Integrated highly-efficient driver with fixed output (FO) or dimmable (DALI-TD, Casambi). **Emergency:** Emergency kit version with autonomy 1h or 3h. **Power supply:** 230V 50Hz.

**Lichtsystem:** High-flux PCB LED modules, mid-power SMD LED, CRI>80/90, MacAdam≤2, 50.000h L90 B10 bei 35°C. **Optisches System:** Opal satiniertes Diffusor PMMA (SOP), Diamantprismenabdeckung PMMA (DPR), Parabolspiegellaster matt Aluminium (HMP). **Leuchtenkörper:** Stahlblech, pulverbeschichtet. **Deckenbaldachin:** Im Fall von hängenden Versionen, müssen die Deckenhalterung und das Aufhängungsset separat bestellt werden. Erfahren Sie mehr dazu auf den technischen Seiten oder online im Produktkonfigurator. **Elektrische Ausführung:** Integrierter hocheffizienter Treiber mit Fix-Output (FO) oder dimmbar (DALI-TD, Casambi). **Notlicht:** Notlichtbaustein mit 1h oder 3h Batterie. **Netzspannung:** 230V 50Hz.





### RV HMP AIR

Satin silver coated aluminium louvre with air slots

HMP

UGR<16 (HMP AIR 2550 lm 150x1699)

UGR<19 (HMP AIR 4200 lm 150x1699)

L < 200 cd/m<sup>2</sup>

2400 - 4200 lm

830, 840, 930, 940

Tunable white 2700 - 6500K

Casambi, DALI, FO

EM 1h, EM 3h

IP20

### C HMP

Satin silver coated aluminium louvre

HMP

UGR<16 (HMP 2050 lm 597x597)

UGR<19 (HMP 3400 lm 597x597)

L < 200 cd/m<sup>2</sup>

2000 - 6500 lm

830, 840, 930, 940

Tunable white 2700 - 6500K

Casambi, DALI, FO

EM 1h, EM 3h

IP20

### SDI HMP

Satin silver coated aluminium louvre

HMP

UGR<16

L < 200 cd/m<sup>2</sup>

4900 - 8500 lm

830, 840, 930, 940

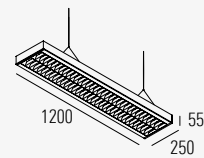
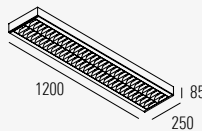
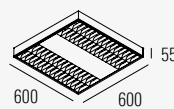
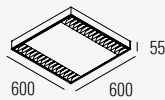
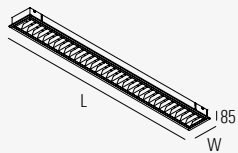
-

Casambi, DALI, FO

-

IP20

WxL (mm): 100x1699 /1720, 150x1699/1720



**Fuente de luz:** Módulos led PCB de alta intensidad, SMD led de potencia media, CRI>80/90, MacAdam≤2, 50 000 h L90 B10 a 35°C. **Óptica:** Difusor satinado opal PMMA (SOP), Difusor Soft-light prismatic PMMA (DPR), Reflector de aluminio satinado de doble parábola (HDP). **Cuerpo:** Acero, recubierto con pintura en polvo. **Florón:** Para las versiones suspendidas, el florón y el juego de suspensión deben pedirse por separado. Encontrará más información en las páginas técnicas o en el configurador de productos en línea. **Equipo:** Driver altamente eficiente integrado con salida fija (FO) o regulable (DALI-TD, Casambi). **Emergencia:** Versiones con kit de emergencia con autonomía de 1 ó 3 horas. **Fuente de alimentación:** 230V 50Hz.



# 106 & 216

## Basic light box

### **A simple decision when the budget is tight**

The 106/216 product range is a functional and accessible range, which is suitable when you are looking for something basic with an optimal ratio of price, uniformity and light output.

It's an affordable alternative to the classic light box. It can be installed in a few minutes and is available in many shapes and mounting options.

### **Eine einfache Lösung, wenn das Budget knapp ist**

Die Produktreihe 106/216 ist funktionell und einfach. Sie eignet sich für das Wesentliche mit einem optimalen Preisverhältnis und dafür, wenn sie Gleichmäßigkeit und Lichtleistung suchen.

Sie ist eine erschwingliche Alternative zum klassischen Lichtbaustein. Sie kann in wenigen Minuten installiert werden und ist in verschiedenen Abmessungen und Montageoptionen erhältlich.


### **Una decisión sencilla cuando el presupuesto es ajustado**

La gama 106/216 es funcional, accesible y adecuada cuando se busca una solución básica que ofrezca una proporción óptima en términos de precio, uniformidad y resultados.

Se trata de una alternativa asequible a la caja de luz clásica. Instalación en pocos minutos y disponible en diversas formas con múltiples opciones de montaje.







#### MAIN FEATURES



### 106 MC for modular ceilings

It is available in two standard shapes for modular ceilings. It's easy to install with no need to open the fixture. GST quick connector is included.

### Different optic types

Diffused prismatic diffuser (DPR)\* with UGR<19. Prismatic diffuser (PR) with UGR<19. Opal diffuser (OP).

\*Only for MC version.

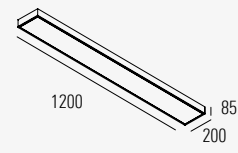
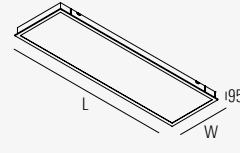
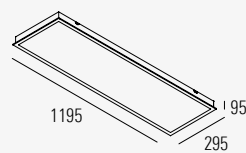
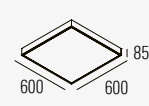
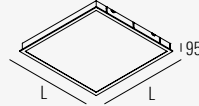
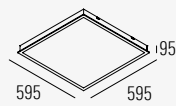


# 106 & 216

## Technical Overview



	106 MC	106	216
<b>Optics</b>	DPR, OP, PR	OP, PR	OP, PR
<b>Glare control</b>	UGR<19 (DPR, PR)	UGR<19 (PR)	UGR<19 (PR)
<b>Luminaire luminous flux</b>	2050 - 5300 lm	1650 - 4900 lm	1550 - 4800 lm
<b>Led colour</b>	830, 840, 930, 940	830, 840, 930, 940	830, 840, 930, 940
<b>Driver</b>	Casambi, DALI,FO	Casambi, DALI,FO	Casambi, DALI,FO
<b>Emergency kit</b>	EM 1h, EM 3h	EM 1h, EM 3h	EM 1h, EM 3h
<b>IP protection</b>	IP43	IP43, IP44, IP55	IP43
<b>Dimensions</b>		L (mm): 597, 622 WxL (mm): 197/297x1197 / 309x1247	



GRO CASAMBI



**Light source:** High-flux PCB LED modules, mid-power SMD LED, CRI>80/90, MacAdam≤2, 50.000h L90 B10 at 35°C. **Optic:** Opal PMMA diffuser (OP), Prismatic PMMA diffuser (PR), Soft-light prismatic PMMA diffuser (DPR). **Body:** Steel-sheet, powder coated. **Control gear:** Integrated highly-efficient driver with fixed output (FO) or dimmable (DALI-TD, Casambi). **Emergency:** Emergency kit version with autonomy 1h or 3h. **Power supply:** 230V 50Hz.

**Lichtsystem:** High-flux PCB LED modules, mid-power SMD LED, CRI>80/90, MacAdam≤2, 50.000h L90 B10 bei 35°C. **Optisches System:** Opaler PMMA Diffusor (OP), Prismenabdeckung aus PMMA (PR), Diamantprismenabdeckung PMMA (DPR). **Leuchtenkörper:** Stahlblech, pulverbeschichtet. **Elektrische Ausführung:** Integrierter hocheffizienter Treiber mit Fix-Output (FO) oder dimmbar (DALI-TD, Casambi). **Notlicht:** Notlichtbaustein mit 1h oder 3h Batterie. **Netzspannung:** 230V 50Hz.

**Fuente de luz:** Módulos led PCB de alta intensidad, SMD led de potencia media, CRI>80/90, MacAdam≤2, 50 000 h L90 B10 a 35°C. **Óptica:** Difusor Opal PMMA (OP), Difusor prismático PMMA (PR), Difusor Soft-light prismatic PMMA (DPR). **Cuerpo:** Acero, recubierto con pintura en polvo. **Equipo:** Driver altamente eficiente integrado con salida fija (FO) o regulable (DALI-TD, Casambi). **Emergencia:** Versiones con kit de emergencia con autonomía de 1 ó 3 horas. **Fuente de alimentación:** 230V 50Hz.



# Alkon

Clean room choice

## **The right performance in medical care and industrial settings**

Alkon efficiently integrates the clean room design, functionality and the quality of illumination. It brings a uniform light distribution to a room, always perfectly suited to various activities and visual tasks.

The product is available in different shapes and mounting possibilities. With a surface design that minimizes the accumulation of dirt and IP65 protection class, it offers an efficient solution in areas with extra protection requirements.

## **Die richtige Ausstattung für medizinische und industrielle Bereiche**

Alkon integriert wirkungsvoll Reinraumdesign, Funktionalität und Beleuchtungsqualität. Diese Leuchte sorgt für eine gleichmäßige Lichtverteilung im Raum und ist immer perfekt geeignet für verschiedene Aktivitäten und visuelle Aufgaben.

Das Produkt ist in verschiedenen Abmessungen und Montagearten erhältlich. Mit einem Oberflächendesign, welches Schmutzablagerungen minimiert und den Schutzklassen IP65, bietet diese Leuchte eine effiziente Lösung in Bereichen mit erhöhten Schutzanforderungen.

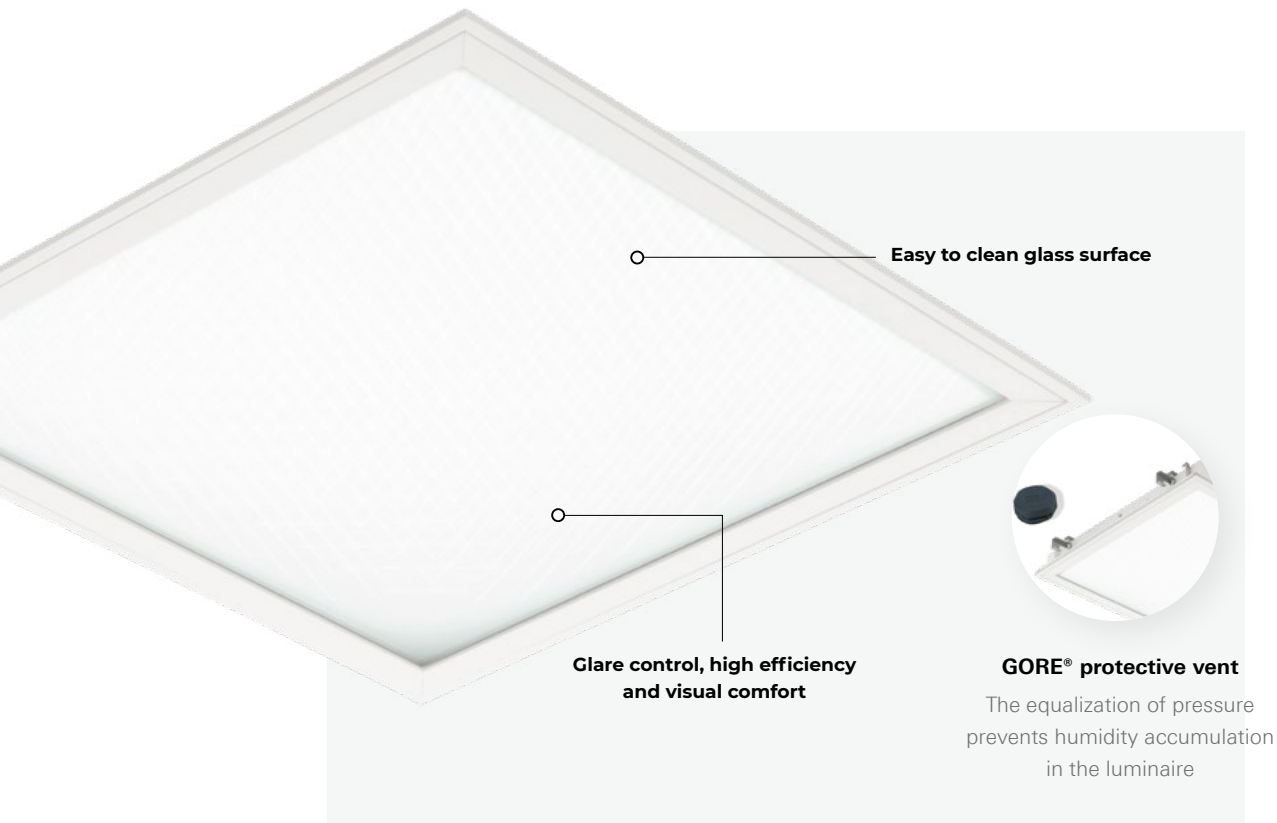
## **El rendimiento idóneo para los espacios de asistencia médica e industriales**

La gama Alkon integra eficazmente el diseño, la funcionalidad y la calidad de la iluminación de un espacio limpio. Aporta una distribución uniforme de la luz a un espacio perfectamente adaptado a diferentes tipos de actividades y tareas visuales.

El producto se ofrece en diferentes formas y múltiples posibilidades de montaje. El diseño de la superficie minimiza la acumulación de polvo y proporciona un grado de protección IP65. Sin duda, se trata de una solución eficaz en áreas que exigen unas características especiales de protección.







#### MAIN FEATURES

### Excellent light quality

Glare control, maximum efficiency and high uniformity, resulting in outstanding comfort in medical areas. Available in different shapes and sizes.



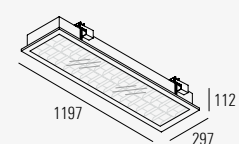
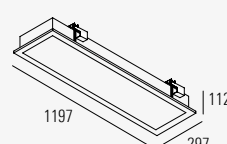
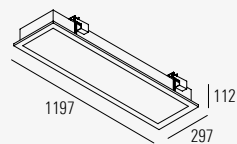
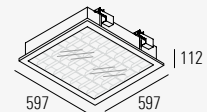
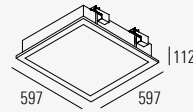
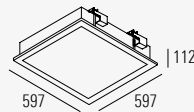
### Suitable for clean rooms

The smooth glass surface with magnet fastening allows easy installation and service, minimizes the accumulation of dirt and it's easy to clean. Appropriate for laboratories, medical and pharmaceutical areas.



	<b>DPR</b> Soft-light prismatic optics	<b>PR</b> Microprismatic optics	<b>HMP</b> Satin silver coated aluminium louvre
<b>Luminaire luminous flux</b>			
300 R	3300 - 5400 lm	3600 - 5800 lm	3500 - 5600 lm
600	3400 - 5400 lm	3800 - 5900 lm	3500 - 5600 lm
<b>Led colour</b>	830, 840, 930, 940	830, 840, 930, 940	830, 840, 930, 940
<b>Driver</b>	Casambi, DALI, FO	Casambi, DALI, FO	Casambi, DALI, FO
<b>Emergency kit</b>	EM 1h, EM 3h	EM 1h, EM 3h	EM 1h, EM 3h
<b>IP protection</b>	IP65	IP65	IP65

### Dimensions



GRO CASAMBI




**Light source:** High-flux PCB LED modules, mid-power SMD LED, CRI>80/90, MacAdam≤2, 50.000h L90 B10 at 35°C. **Optic:** Double parabolic silver-coated satin aluminium louvre with transparent tempered glass protection (HMP), Soft-light prismatic tempered glass diffuser (DPR), Prismatic tempered glass (PR). **Body:** Steel-sheet, powder coated. **Control gear:** Integrated highly-efficient driver with fixed output (FO) or dimmable (DALI-TD, Casambi). **Emergency:** Emergency kit version with autonomy 1h or 3h. **Power supply:** 230V 50Hz.

**Lichtsystem:** High-flux PCB LED modules, mid-power SMD LED, CRI>80/90, MacAdam≤2, 50.000h L90 B10 bei 35°C. **Optisches System:** Parabolspiegelraster matt Aluminium mit transparentem, gehärtetem Schutzglas (HMP), Diamantprismen Diffusor mit transparentem, gehärtetem Schutzglas (DPR), Prismenglas gehärtet (PR). **Leuchtenkörper:** Stahlblech, pulverbeschichtet. **Elektrische Ausführung:** Integrierter hocheffizienter Treiber mit Fix-Output (FO) oder dimmbar (DALI-TD, Casambi). **Notlicht:** Notlichtbaustein mit 1h oder 3h Batterie. **Netzspannung:** 230V 50Hz.

**Fuente de luz:** Módulos led PCB de alta intensidad, SMD led de potencia media, CRI>80/90, MacAdam≤2, 50 000 h L90 B10 a 35°C. **Óptica:** Reflector de doble parábola de aluminio satinado con cristal de protección transparente (HMP), Difusor prismático Soft Light de cristal templado, Cristal templado prismático (PR). **Cuerpo:** Acero, recubierto con pintura en polvo. **Equipo:** Driver altamente eficiente integrado con salida fija (FO) o regulable (DALI-TD, Casambi). **Emergencia:** Versiones con kit de emergencia con autonomía de 1 ó 3 horas. **Fuente de alimentación:** 230V 50Hz.





# Medis

Care 24 / 7

## Comfortable illumination for a faster recovery

Medis can adapt easily to a multitude of needs, considering what the patients, nursing staff and visitors need. This flexible illumination enhances the well-being while providing for a better living comfort in an unfamiliar environment.

Different lighting settings are possible: for examination rounds, visiting times, reading, night or daytime illumination. Besides optimal illumination, Medis offers an integration system with power inlets, communication outlets and medical gases.

## Komfortable Beleuchtung für eine schnellere Genesung


Medis kann sich leicht einer Vielfalt von Bedürfnissen anpassen, wenn man bedenkt, was die Patienten, das Pflegepersonal und die Besucher brauchen. Die flexible Beleuchtung fördert das Wohlbefinden, während sie für einen besseren Lebenskomfort in einer fremden Umgebung sorgt.

Verschiedene Lichteinstellungen sind möglich: Für die Visiten, Besuchszeiten, beim Lesen, Nacht- oder Tagbeleuchtung. Abgesehen von einer optimalen Beleuchtung, bietet Medis ein Integrationssystem mit Netzanschlüssen, Kommunikationsanschlüssen und medizinischen Gasen.

## Iluminación confortable para una recuperación más rápida

La gama Medis puede adaptarse fácilmente a una multitud de exigencias, teniendo en cuenta las necesidades de los pacientes, el personal sanitario y los visitantes. Este sistema flexible de iluminación favorece el bienestar a la vez que proporciona una mejor calidad de vida en un entorno ajeno.

Ofrece diversas posibilidades de iluminación: para las rondas de exploración, horas de visita, ratos de lectura y franjas nocturnas o diurnas del día. Además de proporcionar una iluminación óptima, Medis ofrece un sistema integrado con entradas de potencia, salidas de comunicación y gases medicinales.



Retirement home / Visualisation: Goblen studio  
Hospital / Visualisation: Goblen studio









## When the doctor visits

Medis provides a uniform, glare-free lighting environment that is required for nursing tasks and simple examinations. It offers maximum luminance of 1,000 lux in the examination mode.

## Afternoon activities

Soft, pleasant and glare-free light, that could be customized. Patients should also be given a flexible light with a dimmable controller. Medis is hygienic as it is made from materials that reduce dust exposure and are easy to clean.




## Individual activities

And even when the night kicks in, patients could still do their own thing without disturbing others. One could read, second one sleep, the third one browses on the phone ... A discrete light that gives your patients a freedom of setting their own routine.

## It's night time

The best light at night is no light. But in hospitals you need light for orientation. This is light that you see only when you need it.



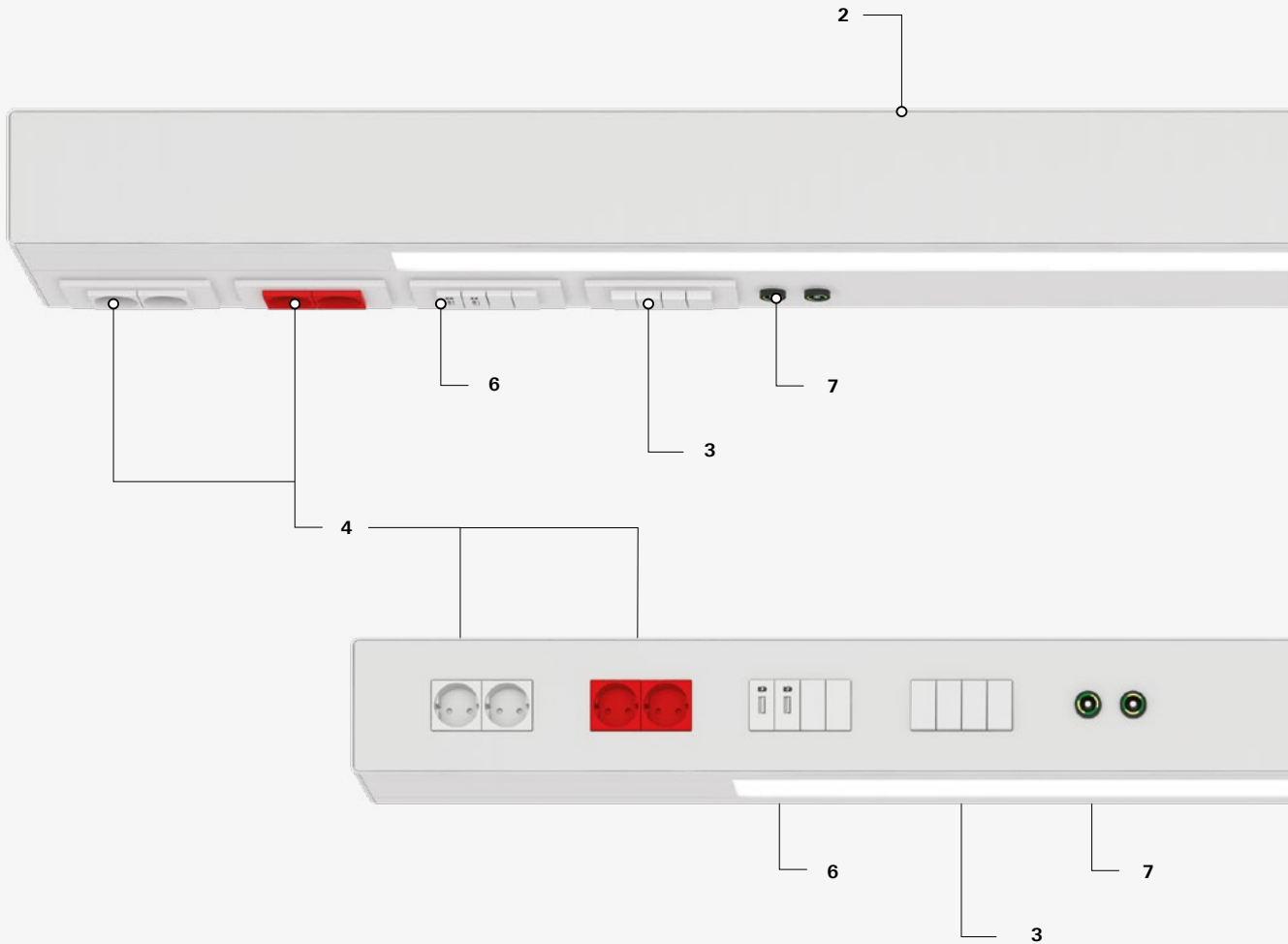
# Medis

## Technical Overview



MEDIS CARE

MEDIS HOME



### 1 Direct linear module

Led colour: 830, 840, 930, 940, Tunable white (2700K - 6500K).  
Light line lengths: 560 - 1120 mm.  
Luminous flux: 1550 - 3900 lm.

### 2 Uplight linear module

Led colour: 830, 840, 930, 940, Tunable white (2700K - 6500K).  
Light line lengths: 840-1400 mm.  
Luminous flux: 2350 - 4900 lm.

### 3 Light control

Required flexible illumination scenarios can be prepared for different tasks and activities during day and night time (examination, visit, reading). They can be controlled by switches, push buttons, or in connection with a nurse call remote handset.

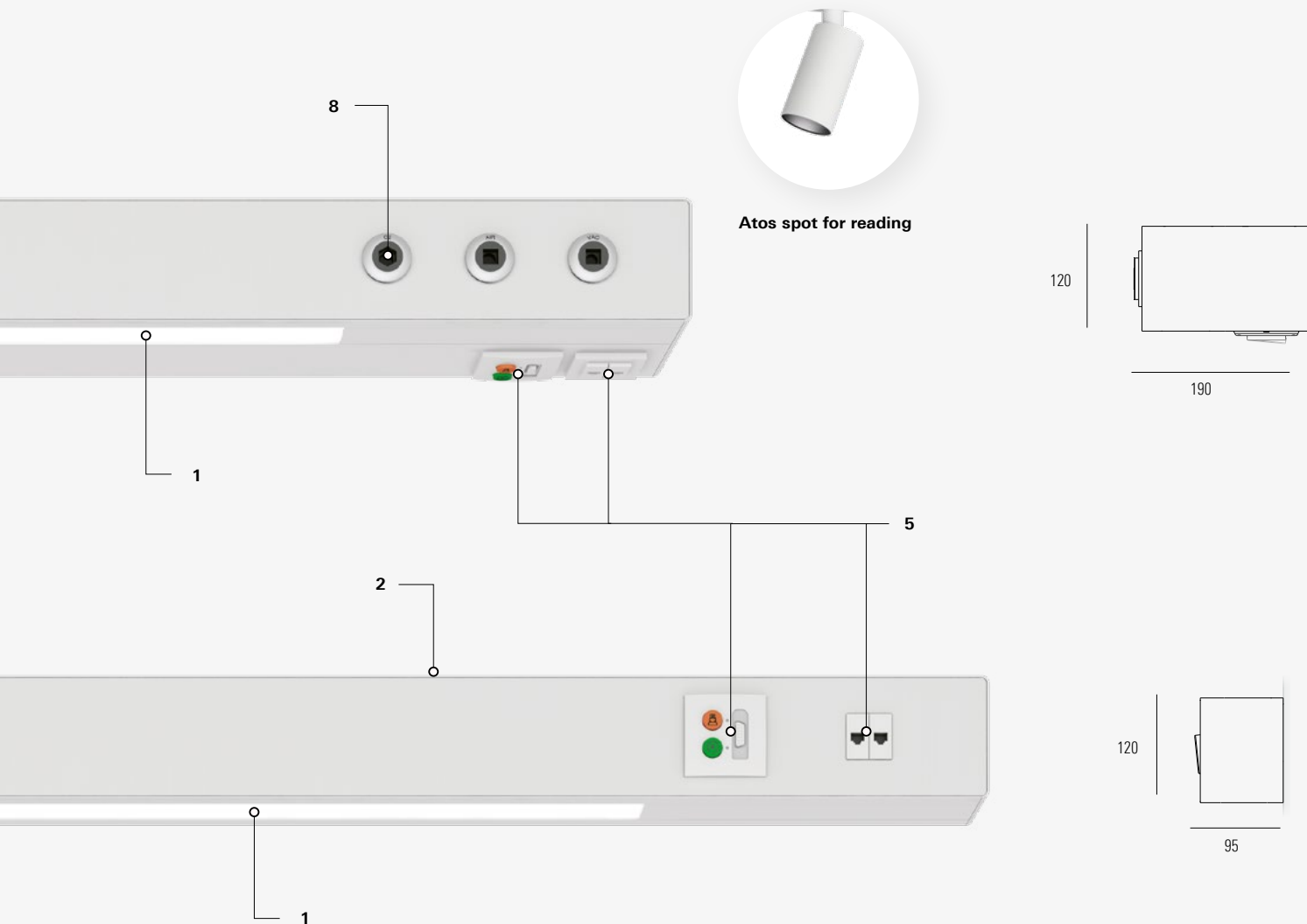
### 4 Power supply

Medical unit can be equipped with up to 6 power supply sockets. They may be used individually or for life-dependent equipment connected to an uninterrupted power supply (UPS).



**Light source:** High-flux PCB LED modules, mid-power SMD LED, CRI>80/90, MacAdam≤2, 50.000h L90 B10 at 35°C. **Optic:** Satin opal polycarbonate diffuser (SOP), Soft-light prismatic PMMA diffuser (DPR). **Body:** Extruded aluminium profile, powder coated. **Control gear:** Integrated highly-efficient driver with fixed output (FO) or dimmable (DALI-TD). **Power supply:** 230V 50Hz.

**Lichtsystem:** High-flux PCB LED modules, mid-power SMD LED, CRI>80/90, MacAdam≤2, 50.000h L90 B10 bei 35°C. **Optisches System:** Opal satiniertes Diffusor Polycarbonat (SOP), Diamantprismenabdeckung PMMA (DPR). **Leuchtenkörper:** Profil aus extrudiertem Aluminium, pulverbeschichtet. **Elektrische Ausführung:** Integrierter hocheffizienter Treiber mit Fix-Output (FO) oder Dali dimmbar (DALI-TD). **Netzspannung:** 230V 50Hz.



### 5 USB charger

Single or double 230V USB charger socket can be integrated for convenient charging of electronic devices.

### 6 Communication / network

Integrated communication panels offer individual usage of a data network via requested UTP sockets, as well as a connection to medical devices and instruments. Furthermore, requested emergency call panel with additional handset can be integrated for nurse call and light control.

### 7 Equipotential bonding bolts

In accordance with standards, equipotential earth bonding bolts can be installed to ensure required protection for equipment and personal.

### 8 Medical gases

Each medical bed head unit can be equipped with up to three medical gas sockets. According to request, bed head unit can be customized for different medical gas socket types and supplied with or without the sockets (medical gas ready).

**Fuente de luz:** Módulos led PCB de alta intensidad, SMD led de potencia media, CRI>80/90, MacAdam $\leq$ 2, 50 000 h L90 B10 a 35°C. **Óptica:** Difusor de policarbonato opal satinado (SOP), Difusor Soft-light prismatic PMMA (DPR). **Cuerpo:** Perfil de aluminio extruido, recubierto con pintura en polvo. **Equipo:** Driver de alta eficiencia integrado no regulable (FO) o regulable (DALI-TD). **Fuente de alimentación:** 230V 50Hz.





# Sequal

Specialised in optics

## Efficiency and quality can go a long way

Sequal is a true superstar in the field of industrial lighting. It offers uniform professional lighting and is easy to install.

It is powerful enough to be installed on different heights. Unlike other luminaires Sequal is much more efficient in focusing the light, without making compromises with its looks. It's clean, it's minimal, it's super slim.

## Effizienz und Qualität können weit reichen

Sequal ist ein echter Superstar auf dem Gebiet der Industriebeleuchtung. Es bietet eine gleichmäßige professionelle Beleuchtung und ist gleichzeitig einfach zu installieren.

Sequal ist so leistungsstark, dass es in verschiedenen Höhen installiert werden kann. Es ist bei der Lichtbündelung weitaus effizienter, ohne bezüglich der Optik Kompromisse einzugehen. Und nebenbei ist es sauber, sehr klein und äußerst schmal.

## Eficiencia y calidad tienen mucho que ver

Sequal es una superestrella en el sector de la iluminación industrial. Ofrece una iluminación profesional uniforme y se instala fácilmente.


Su potencia permite instalarla a diferentes alturas. A diferencia de otras luminarias, Sequal es mucho más eficiente al enfocar la luz, sin poner en riesgo su apariencia. Es depurada, minimalista y superfina.





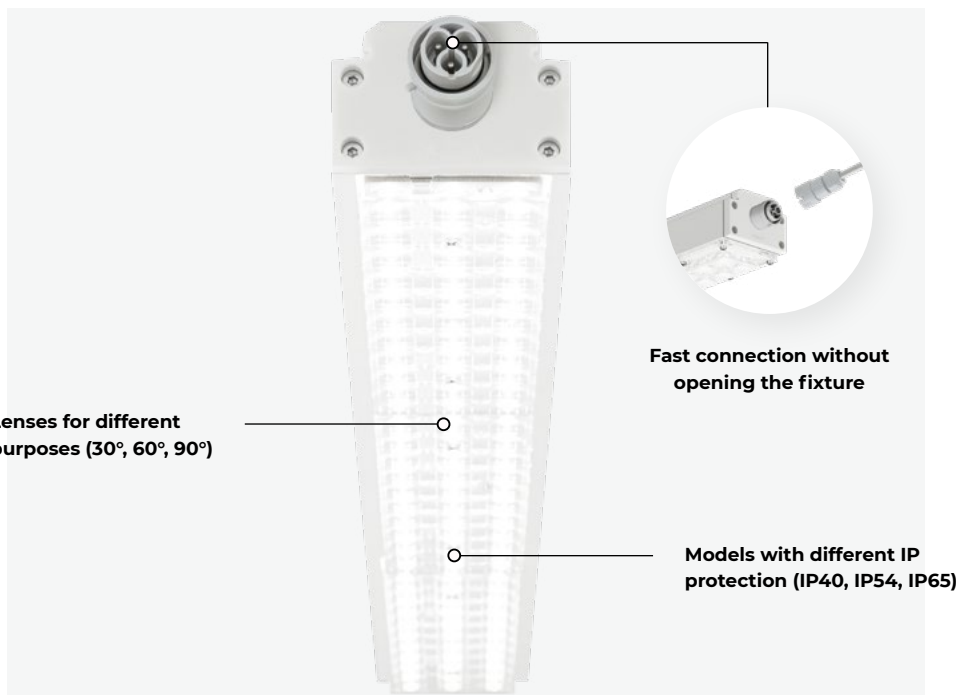












**MAIN FEATURES**




**Choose your optimal line configuration**

With different combination of blind and luminous modules you can select optimal configuration for project needs. Single system connection and plug-in connectors between various line modules ensure fast and cost-effective installation.

**IP protection for different needs**


Choose among IP40, IP54 or IP65 to match your ambient needs, from clean warehouses to harsh production plants, where dust protection fixtures are required.





# Sequal

## Technical Overview



Line

### IP40 LL\*



Single

### IP54



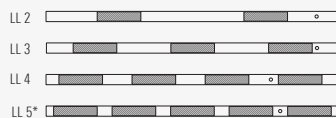
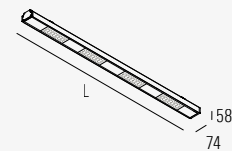
Single

### IP65 2 modules

<b>Installation</b>	Suspended	Ceiling / Suspended	Ceiling / Suspended
<b>Luminaire luminous flux</b>	1700 - 4800 lm/m	6500 - 8900 lm/m	7800 - 8300 lm
<b>Optics</b>	30°, 60°, 90°	30°, 60°, 90°	30°, 60°, 90°
<b>Led colour</b>	830, 840	830, 840	830, 840
<b>Driver</b>	DALI, FO	DALI, FO	DALI, FO
<b>Emergency kit</b>	EM spot 1h/3h with corridor/ symmetric optic	-	-
<b>IP protection</b>	IP40	IP54	IP65
<b>IK protection</b>	IK 05	IK 05	IK 07, Ballproof
<b>Ambient temperature</b>	from -25° to +45°	from -25° to +45°	from -25° to +45°
<b>Colour</b>	1 2	1 2	1 2

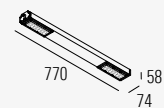
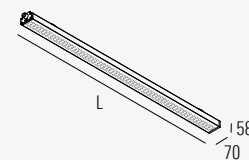
### Dimensions

L (mm): 2000, 3000

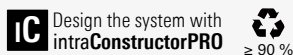


\*available only for 3000 mm

L (mm): 1215 - 3009



\* Use Intra Constructor PRO to design Sequal IP40 LL / Available also as a ball-proof version in accordance with DIN 18032-3 and DIN EN 13964




GR1



**Light source:** High-flux PCB LED modules, mid-power SMD LED, CRI>80, MacAdam≤2, 50.000h L80 B10 at 35°C. / High-power LED, CRI>80, MacAdam≤2, 50.000h L80 B10 at 35°C. **Optic:** Highly efficient acrylic optical lenses. **Body:** Extruded aluminium profile, powder coated. **Ceiling cup:** For suspended versions, the ceiling cup and suspension set must be ordered separately. Find out more on the technical pages or online product configurator. **Control gear:** Integrated highly-efficient driver with fixed output (FO) or dimmable (DALI). **Emergency:** Emergency kit version with autonomy 1h or 3h. **Power supply:** 230V 50Hz.

**Lichtsystem:** High-flux PCB LED Module, mid-power SMD LED, CRI>80, MacAdam≤2, 50.000h L80 B10 bei 35°C. / High-power LED, CRI>80, MacAdam≤2, 50.000h L80 B10 bei 35°C. **Optisches System:** Hocheffiziente optische Acryllinsen. **Leuchtenkörper:** Profil aus extrudiertem Aluminium, pulverbeschichtet. **Deckenbaldachin:** Im Fall von hängenden Versionen, müssen die Deckenhalterung und das Aufhängungsset separat bestellt werden. Erfahren Sie mehr dazu auf den technischen Seiten oder online im Produktkonfigurator. **Elektrische Ausführung:** Integrierter hocheffizienter Treiber mit Fix-Output (FO) oder Dali dimmbar (DALI). **Notlicht:** Notlichtbaustein mit 1h oder 3h Batterie. **Netzspannung:** 230V 50Hz.



Single

**IP65**  
4 modules

Ceiling / Suspended

15000 - 15800 lm

30°, 60°, 90°

830, 840


DALI, FO

-

IP65

IK 07, Ballproof

from -25° to +45°



Single

**IP65**  
2+2 modules

Ceiling / Suspended

15700 - 16600 lm

30°, 60°, 90°

830, 840

DALI, FO

-

IP65

IK 07, Ballproof

from -25° to +45°



Single

**IP65**  
3+3 modules

Ceiling / Suspended

23500 - 24800 lm

30°, 60°, 90°

830, 840

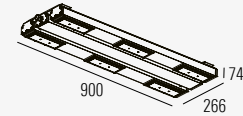
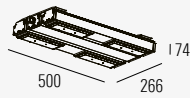
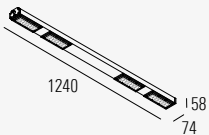
DALI, FO

-

IP65

IK 07, Ballproof

from -25° to +45°



**Fuente de luz:** Módulos PCB LED mid-power SMD LED, CRI>80, MacAdam≤3, 50.000h L80 B10 a 35°C. / LED de alta potencia, CRI>80, MacAdam≤3, 50.000h L80 B10 a 35°C. **Óptica:** Lentes ópticas acrílicas de alta eficiencia. **Cuerpo:** Perfil de aluminio extruido, recubierto con pintura en polvo. **Florón:** Para las versiones suspendidas, el florón y el juego de suspensión deben pedirse por separado. Encontrará más información en las páginas técnicas o en el configurador de productos en línea. **Equipo:** Driver de alta eficiencia integrado no regulable (FO) o regulable (DALI). **Emergencia:** Versiones con kit de emergencia con autonomía de 1 ó 3 horas. **Fuente de alimentación:** 230V 50Hz.



# Arago

Born to be efficient

**The star of »before and after« stories, unbeatable in bringing energy consumption down**

Industrial illumination used to be a big consumer of energy. Arago not only overcame this problem, it was designed to reach higher industry demands; long-term quality, resistant to high ambient temperatures, improved performance for better visual comfort and faster installation.

With the lighting fixture refurbishment, you will be able to save on energy and achieve a faster payback time. From that point on, the new lighting will generate a profit.

**Der Star von »Vorher-/Nachher« - Geschichten, unschlagbar darin, den Energieverbrauch zu verringern**

Industrielle Beleuchtungsanlagen waren einst große Energieverbraucher. Arago hat dieses Problem nicht nur beseitigt, sondern wurde dafür entwickelt, höhere Anforderungen in der Industrie umzusetzen; die Leuchte verfügt über eine lange Lebensdauer, hohe Umgebungstemperaturbeständigkeit, verbesserte Systemleistung bei besserem visuellen Komfort und ermöglicht eine schnellere Installation.

Nach Sanierung der Beleuchtungsanlage werden Sie in der Lage sein, Energie zu sparen und eine kürzere Amortisationszeit erreichen. Von diesem Moment an wird die neue Beleuchtung einen Gewinn erwirtschaften.

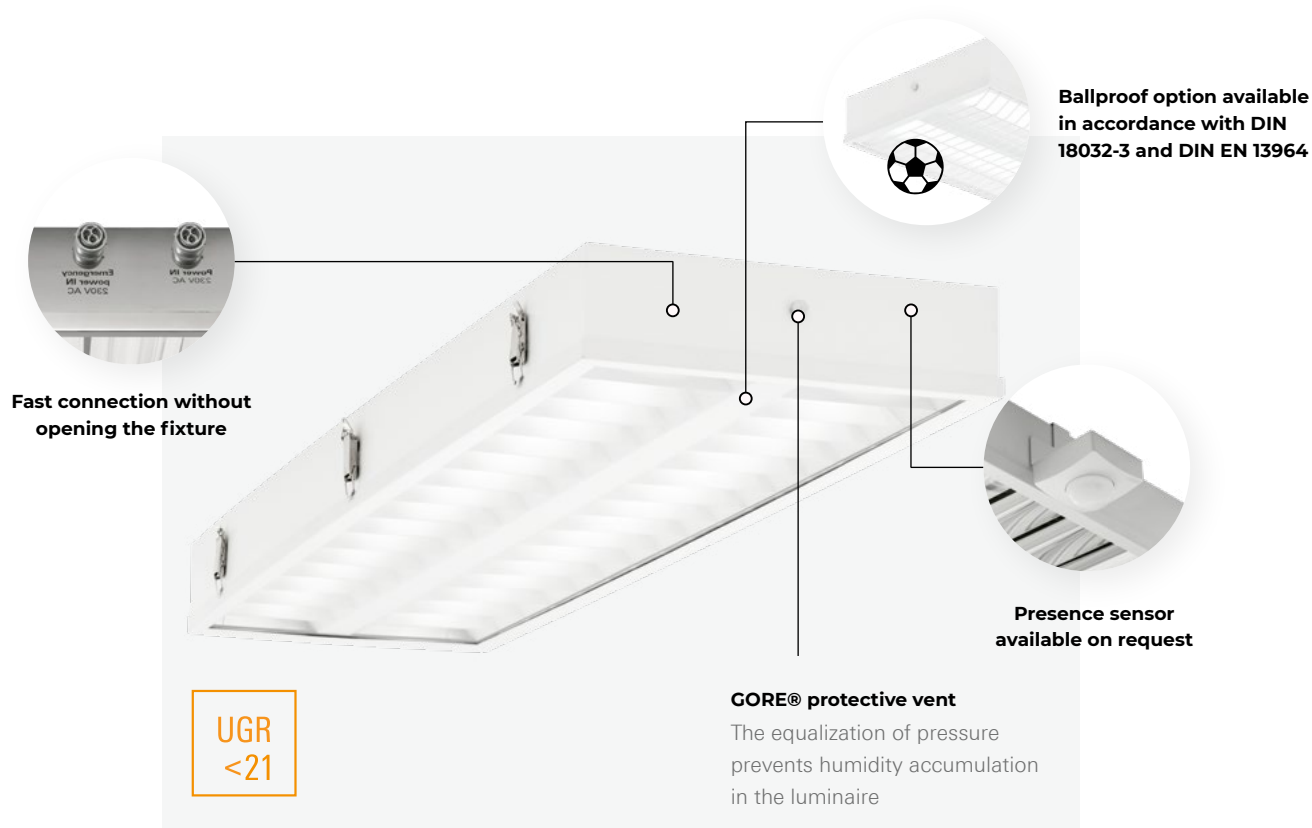
**La estrella del »antes y el después«: un producto insuperable en la reducción del consumo energético**

La iluminación industrial solía consumir una gran cantidad de energía. La gama Arago no solo ha sido capaz de vencer este problema, sino que ha sido diseñada para satisfacer las exigencias más estrictas de la industria: calidad duradera, resistencia a las elevadas temperaturas ambientales, mejor rendimiento, mayor confort visual y una instalación más rápida.

El acondicionamiento de esta luminaria te permitirá ahorrar energía y obtener un menor tiempo de retorno. Estas características de este nuevo sistema de iluminación supondrán un beneficio para ti.







\* UGR <21 optic is not available for Steel sheet IP65 with grid version

## MAIN FEATURES



### Easy installation

Slide-in installation of the luminaire in one click. With pre-installation of the ceiling mounting plate the luminaire can be installed within minutes. For suspended installation a suspension chain (4 m) is available.

### Ultra-resistant stainless steel AISI 316 L

Arago is made for harsh conditions. Its housing from stainless steel makes it ultra-resistant to moisture and dust. The light sources are covered with transparent glass or PMMA screen, making it suitable for use in the food industry as well.




# Arago

## Technical Overview



	<b>IP65</b> Protection and efficiency	<b>IP65 GRID</b> High impact protection IK10	<b>IP65 STAINLESS STEEL</b> For harsh environments
<b>Luminaire luminous flux</b>	7500 - 27500 lm	7400 - 23600 lm	7500 - 27500 lm
<b>Optic type</b>	Transparent glass / PMMA screen	Satin PMMA diffuser	Transparent glass / PMMA screen
<b>Optic</b>	Narrow, Wide, Wide UGR < 21	Wide	Narrow, Wide, Wide UGR < 21
<b>Led colour</b>	830, 840	830, 840	830, 840
<b>Driver</b>	FO, DALI	FO, DALI	FO, DALI
<b>Emergency kit</b>	EM 1h, EM 3h	EM 1h, EM 3h	EM 1h, EM 3h
<b>Material</b>	Steel-sheet, powder coated	Steel-sheet, powder coated	Stainless steel AISI 316L
<b>IP protection</b>	IP65	IP65	IP65
<b>IK protection</b>	IK 08 (glass) / IK 07 (PMMA)	IK 10*	IK 08 (glass) / IK 07 (PMMA)
<b>Ambient temperature</b>	-20°C - + 45°C	-20°C - + 45°C	-20°C - + 45°C
<b>Colour</b>	<b>1</b>	<b>1</b>	Stainless steel
<b>Dimensions</b>	W (mm): 240, 435	W (mm): 240, 435	W (mm): 240, 435

\* Available also as a ball-proof version in accordance with DIN 18032-3 and DIN EN 13964



**Light source:** High-flux PCB LED modules, mid-power SMD LED, CRI>80, MacAdam≤2, 50.000h L80 B10 at 35°C. **Optic:** Satin silver coated aluminium high efficiency optic; narrow or wide light distribution. Transparent tempered glass or transparent PMMA diffuser for IP65 protection. **Body:** Steel-sheet, powder coated; stainless steel AISI 316L (inox version). **Ceiling cup:** For suspended versions, the ceiling cup and suspension set must be ordered separately. Find out more on the technical pages or online product configurator. **Control gear:** Integrated highly-efficient driver with fixed output (FO) or dimmable (DALI-TD). **Emergency:** Emergency kit version with autonomy 1h or 3h. **Power supply:** 230V 50Hz.

**Lichtsystem:** High-flux PCB LED Module, mid-power SMD LED, CRI>80, MacAdam≤2, 50.000h L80 B10 bei 35°C. **Optisches System:** Hocheffiziente, mattierte Aluminiumoptik silber beschichtet; eng- oder breitstrahlende Lichtverteilung; Transparentes, gehärtetes Glas oder transparenter PMMA Diffusor für Schutzart IP65. **Leuchtenkörper:** Stahlblech, pulverbeschichtet, Edelstahl 316L (4VA). **Deckenbaldachin:** Im Fall von hängenden Versionen, müssen die Deckenhalterung und das Aufhängungsset separat bestellt werden. Erfahren Sie mehr dazu auf den technischen Seiten oder online im Produktkonfigurator. **Elektrische Ausführung:** Integrierter hocheffizienter Treiber mit Fix-Output (FO) oder Dali dimmbar (DALI-TD). **Notlicht:** Notlichtbaustein mit 1h oder 3h Batterie. **Netzspannung:** 230V 50Hz.

**Fuente de luz:** Módulos PCB LED mid-power SMD LED, CRI>80, MacAdam≤3, 50.000h L80 B10 a 35°C. **Óptica:** Óptica de alta eficiencia de aluminio satinado; distribución de luz estrecha o amplia. Cristal templado transparente o difusor en PMMA para protección IP65. **Cuerpo:** Acero, recubierto con pintura en polvo, acero inoxidable AISI 316L (versión inox). **Florón:** Para las versiones suspendidas, el florón y el juego de suspensión deben pedirse por separado. Encontrará más información en las páginas técnicas o en el configurador de productos en línea. **Equipo:** Driver de alta eficiencia integrado no regulable (FO) o regulable (DALI-TD). **Emergencia:** Versiones con kit de emergencia con autonomía de 1 ó 3 horas. **Fuente de alimentación:** 230V 50Hz.





# 5700

The old-school solution

## A traditional parking garage resident

It's popular for the mix of functions, fast installation and affordability. With the presence sensors, it has the potential to decrease energy costs, making it appropriate for parking spaces, lit only if someone is present.

With quick connectors and click and lock system, the luminaire can be installed within minutes.

## Ansässig in einer traditionellen Garage


Diese Leuchte ist beliebt für eine Mischung von Funktionen, eine schnelle Installation und die Erschwinglichkeit. Mit den Präsenzsensoren hat sie das Potential, Energiekosten zu senken, was sie äußerst geeignet für Parkhäuser macht: Sie leuchtet nur dann, wenn jemand anwesend ist.

Mit Schnellanschlüssen und einem Klickverschluss-system kann die Leuchte binnen Minuten installiert werden.

## El elemento tradicional de los a parcamientos

Su variedad de funciones, rápida instalación y asequibilidad lo convierten en un producto muy popular. Con sensores de presencia, tiene el potencial de disminuir el gasto energético, motivo por el cual es considerado un elemento idóneo para los aparcamientos, al encenderse únicamente cuando detecta la presencia de una persona.

Los conectores rápidos y el sistema de bloqueo de esta luminaria facilitan su instalación en cuestión de unos minutos.





#### MAIN FEATURES

### Two sizes, many power options

Chose the right option depending on your needs or space heights.



### It feels at home in refrigerators and freezers

5700 is resistant to extremely low temperatures, down to - 40°C.



# 5700

## Technical Overview

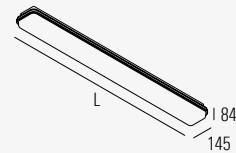
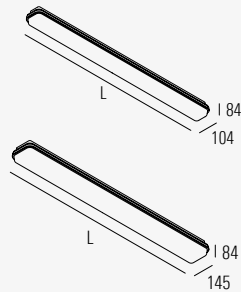


### LED

### LED POLAR

#### Luminaire luminous flux

W100	3800 - 7000 lm	-
W150	6600 - 8300 lm	4800 - 6600
<b>Led colour</b>	830, 840, 930, 940	830, 840, 930, 940
<b>Driver</b>	FO, DALI	FO, DALI
<b>Emergency kit</b>	EM 1h, EM 3h	/
<b>IP protection</b>	IP66	IP66
<b>IK protection</b>	IK07	IK07
<b>Ambient temperature</b>	-20°C - + 45°C	-20°C / -40°C
<b>Dimensions</b>	L (mm): 1277, 1573	L (mm): 1277



\*EM module max ambient temperature is 35°C.



GRO



**Light source:** High-flux PCB LED modules, mid-power SMD LED, CRI>80/90, MacAdam≤2, 50.000h L90 B10 at 35°C. **Optic:** Satin opal polycarbonate diffuser (SOP) **Body:** Polycarbonate. **Control gear:** Integrated highly-efficient driver with fixed output (FO) or dimmable (DALI-TD). **Emergency:** Emergency kit version with autonomy 1h or 3h. **Power supply:** 230V 50Hz.

**Lichtsystem:** High-flux PCB LED modules, mid-power SMD LED, CRI>80/90, MacAdam≤2, 50.000h L90 B10 bei 35°C. **Optisches System:** Opal satiniertes Diffusor Polycarbonat (SOP) **Leuchtenkörper:** Polycarbonat. **Elektrische Ausführung:** Integrierter hocheffizienter Treiber mit Fix-Output (FO) oder dimmbar (DALI-TD). **Notlicht:** Notlichtbaustein mit 1h oder 3h Batterie. **Netzspannung:** 230V 50Hz.

**Fuente de luz:** Módulos led PCB de alta intensidad, SMD led de potencia media, CRI>80/90, MacAdam≤2, 50 000 h L90 B10 a 35°C. **Óptica:** Difusor de polycarbonato opal satinado (SOP) **Cuerpo:** Polycarbonato. **Equipo:** Driver altamente eficiente integrado con salida fija (FO) o regulable (DALI-TD). **Emergencia:** Versiones con kit de emergencia con autonomía de 1 ó 3 horas. **Fuente de alimentación:** 230V 50Hz.



# Haron

Imagine. Create. Repeat.

## The best angle is tri-angle

Haron can be sophisticated or eclectic, crazily colourful or monotone and classy. It can be your secondary ceiling in a hallway or a building facade. And it's not only about the razzledazzle, it can also be assembled as a classical rectangle to use on railway, bus or petrol stations...

Haron is a luminaire that makes the world a brighter place as it enables special effects created with light drawing, making this product so great you simply cannot ignore it.

## Die beste Perspektive ist ein Dreieck

Die Haron kann alles sein: raffiniert, vielseitig und bunt oder monoton und klassisch. Sie kann als High-light entweder als Zweitdecke einen Flur oder eine Fassade gestalten. Oder sie kann als schlichtes Rechteck montiert werden, und so an Bahnhöfen, Busbahnhöfen und Tankstellen verwendet werden... Die Haron ist wie eine Tabula Rasa, auf die Ihr alle Eure Ideen schreiben könnt.

Die Haron ermöglicht spezielle Effekte, die durch Lichtzeichnung entstehen, und macht das Produkt somit so großartig, dass man es einfach bemerken muss.

## El mejor ángulo es el triángulo

Haron puede ser sofisticada o ecléctica, tener un colorido impresionante o ser monótona y clásica, ser un techo secundario en un pasillo o la fachada de un edificio con un chorro de luz que no se puede ignorar. No es solo que deslumbré, también se puede colocar en un clásico rectángulo para usarlo en estaciones de tren, autobuses o estaciones de servicio... Es como un lienzo en blanco para todas las ideas que tienes en mente...

Haron ilumina el mundo, es una luminaria en la que se pueden utilizar efectos especiales creados con dibujos de luz, lo que hace que este producto sea tan genial que no podrás ignorarlo.






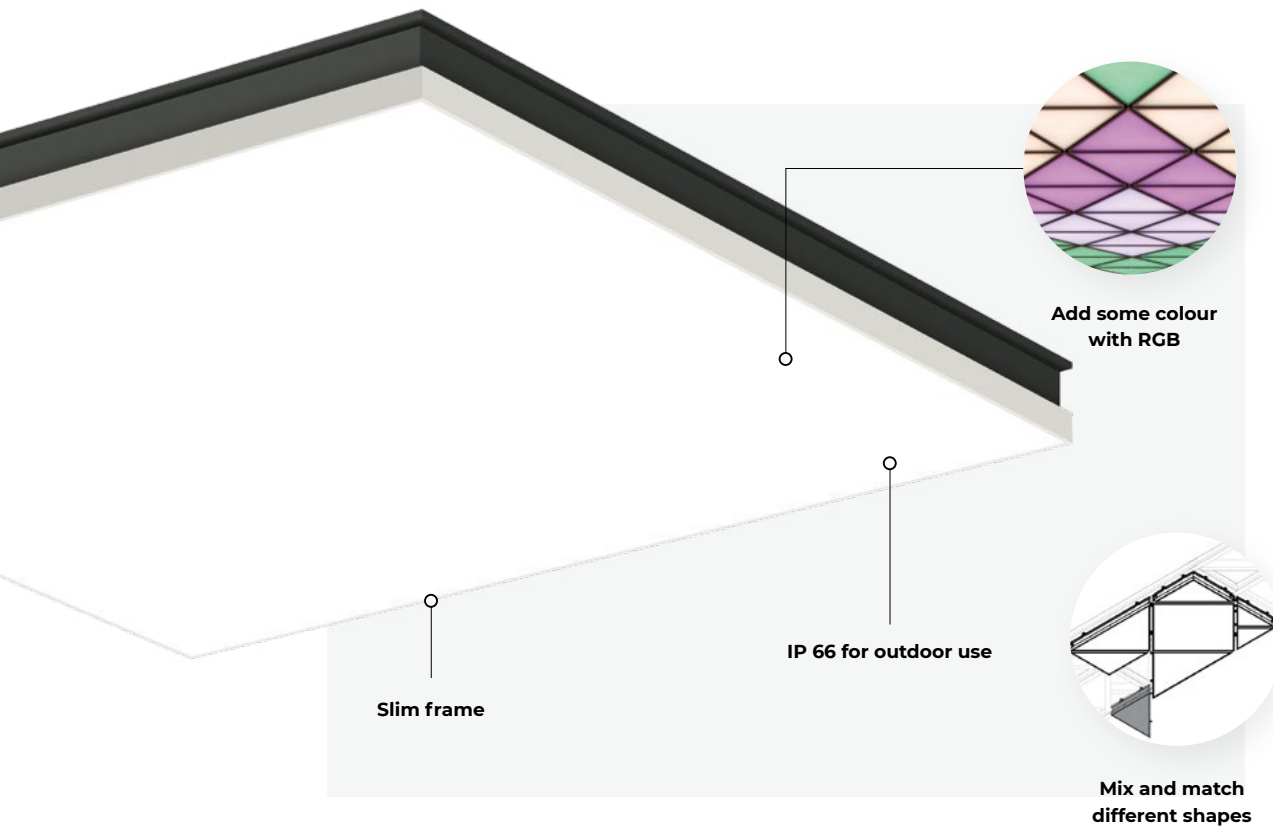
**Kalverpassage**, Kroonenberg Groep, Amsterdam, The Netherlands / Architecture: de Architekten Cie / Lighting design: Etienne Bindels Licht & Techniek / Light artist: Sigrid Calon / Photography: Ilja Huner











#### MAIN FEATURES



### Outdoor use

IP66 protection makes this luminaire suitable for outdoor applications where light is exposed to rain, dust and high temperatures.

### Combine different shapes, sizes and colours


There are many application possibilities. You can mount it on different inclinations, create a pattern or choose an RGB option to create a colourful image. The frame is slim, so the space between the products is minimal.



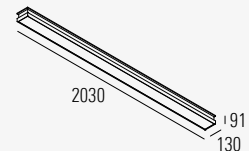
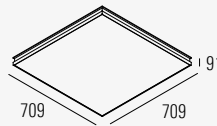
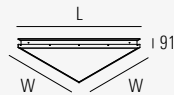


# Haron

## Technical Overview



	<b>T</b> Triangle	<b>SQ</b> Square	<b>L</b> Linear
<b>Luminaire luminous flux</b>	1150 - 6900 lm	11300- 14200 lm	4800 -9600m
<b>Optics</b>	SOP	SOP	SOP
<b>Led colour</b>	830, 840, 930, 940, RGBW	830, 840, 930, 940, RGBW	830, 840, 930, 940
<b>Driver</b>	DALI	DALI	DALI
<b>Driver position</b>	Integrated, Remote (RGBW)	Integrated, Remote (RGBW)	Integrated, Remote (RGBW)
<b>IP protection</b>	IP66	IP66	IP66
<b>Colour</b>	9	9	9
<b>Dimensions</b>	LxW (mm): 472x334, 695x491, 1002x709		



≥ 90 %



RGB

GRO



WARRANTY



**Light source:** High-flux PCB LED modules, mid-power SMD LED, CRI>80/90, MacAdam≤2, 50.000h L90 B10 at 35°C. **Optic:** Satin opal glass diffuser (SOP) **Body:** Aluminium frame and steel sheet backplate. **Control gear:** Integrated highly-efficient driver dimmable (DALI). Some versions require externally mounted driver - order separately. **Power supply:** 230V 50Hz / 24V DC / POE ready.

**Lichtsystem:** High-flux PCB LED modules, mid-power SMD LED, CRI>80/90, MacAdam≤2, 50.000h L90 B10 bei 35°C. **Optisches System:** Opal satiniertes Glasdiffusor (SOP) **Leuchtenkörper:** Aluminiumrahmen und Stahlblech Rückseite. **Elektrische Ausführung:** Integrierter hocheffizienter Treiber, dimmbar (DALI). Einige Versionen erfordern einen extern montierten Treiber - separat bestellen. **Netzspannung:** 230V 50Hz / 24V DC / POE ready.

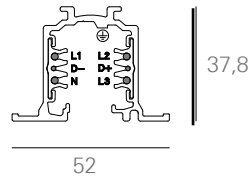
**Fuente de luz:** Módulos led PCB de alta intensidad, SMD led de potencia media, CRI>80/90, MacAdam≤2, 50 000 h L90 B10 a 35°C. **Óptica:** Difusor de vidrio de ópalo satinado (SOP) **Cuerpo:** Marco de aluminio y placa posterior de chapa de acero. **Equipo:** Driver altamente eficiente y regulable integrado (DALI). Algunas versiones requieren un driver montado externamente (pedir por separado). **Fuente de alimentación:** 230V 50Hz / 24V DC / POE ready.

# Tracks

## 230V 3-phase track



Recessed visible trim

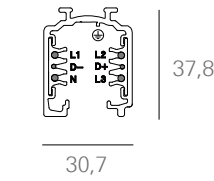


### Track RV

3 phase track with control line  
 Lengths (mm): 1000, 2000, 3000  
 Colour: Black, white



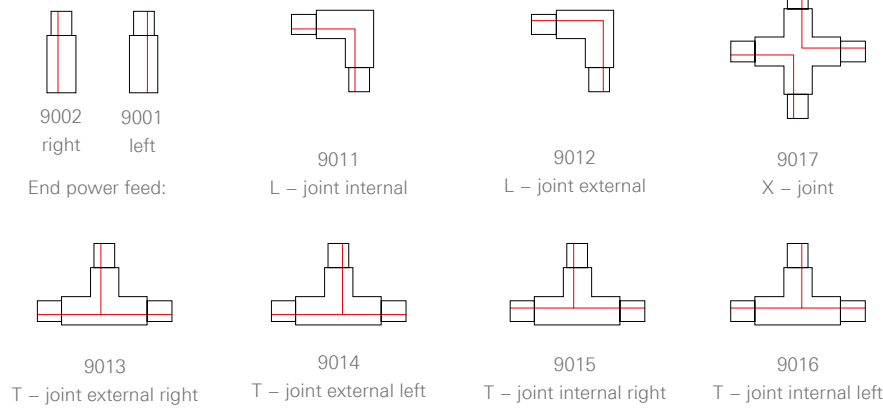
Ceiling / Suspended



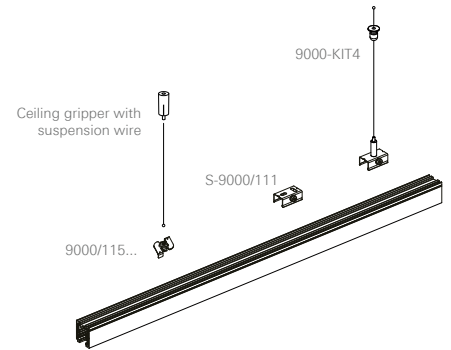
### Track C/S

3 phase track with control line  
 Lengths (mm): 1000, 2000, 3000  
 Colour: Black, white

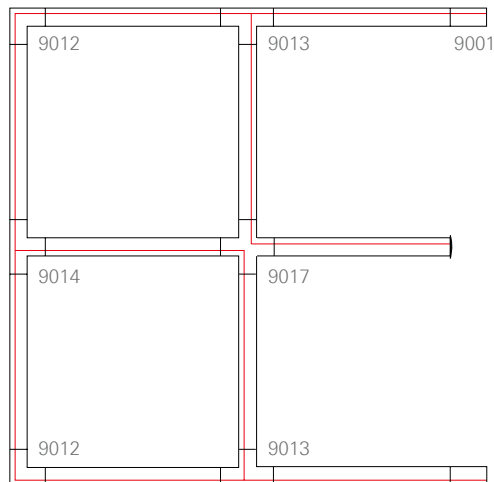
## Module types



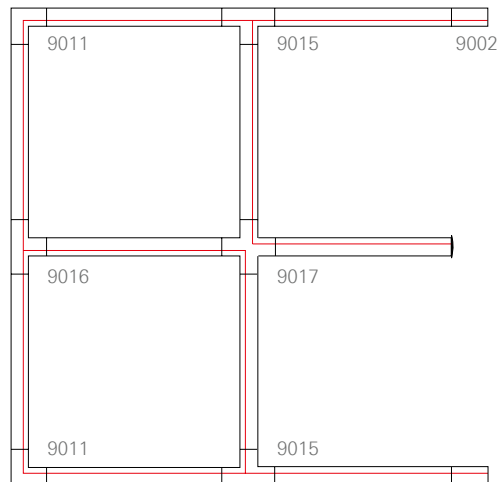
## Suspended installation



## Module configuration



Floor view – red line indicates **external** ridge of the track

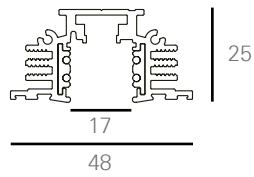


Red line indicates **internal** ridge of the track

## 48V track



Recessed visible trim-less

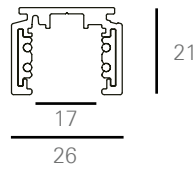


### Track RI

48V track with control line  
 Lengths (mm): 1000, 2000, 3000  
 Colour: Black



Ceiling / Suspended

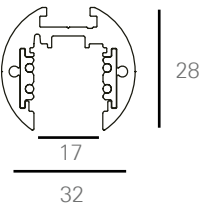


### Track C/S

48V track with control line  
 Lengths (mm): 1000, 2000, 3000  
 Colour: Black



Suspended round



### Track SR

48V track with control line  
 Lengths (mm): 1000, 2000, 3000  
 Colour: Black

## Compatible with:

Compatible with spots and pendant insets from Lynar (p. 226).



Atos LYN



Eye LYN



Biba LYN



Pipes 45 S LYN



Pixy LYN



Zoe LYN

## Joints and corners



RV L horizontal corner



RV L vertical external corner



RV L vertical internal corner



C/S L horizontal corner



C/S T joint



C/S X joint

## Accessories

### End caps



### Connections



### Suspensions






# Ceiling cups

## With integrated driver

**RD 134**



36 |  $\phi 134$


**Driver position:** Integrated

**Driver:** DALI, FO

**Driver type:** CC constant current, 24V constant voltage

**Current set:** 125-1050 mA (FO) 125-500 mA (DALI)

**RD 170**



25 |  $\phi 170$


**Driver position:** Integrated

**Driver:** DALI, FO

**Driver type:** CC constant current

**Current set:** 125-1050 mA (FO), 125-500 mA (DALI)

**RD 250**



45 |  $\phi 250$

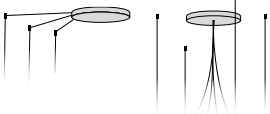
**Driver position:** Integrated

**Driver:** Casambi, DALI, FO

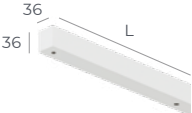
**Driver type:** CC constant current, 24V constant voltage

**Current set:** 150/250/350 mA

**Cable position:** Cluster side / central



**LD 36**



36 | 36 | L

**Driver position:** Integrated


**Driver:** Casambi, DALI, FO

**Driver type:** CC constant current, 24V constant voltage


**Current set:** 150/250/350 mA

**Dimensions (L):** 1200 - 1800 mm / 3x or 5x cable exit

## For remote driver position without power cable



**RF (Round Flat)\***




**RH (Round High) \***

\*Available with 4 mm or 10 mm cable hole

## With power cable

**RF (Round Flat)**



51 |  $\phi 115$

**Driver position:** In the product


**Power cable suspension height (SH):** 1500, 3000, 5000 mm

**Power cable type:** 2x0,2 mm<sup>2</sup>; 7x0,25mm<sup>2</sup>; 3/5x0,75 mm<sup>2</sup>; 3/5x1,5 mm<sup>2</sup>

**Power cable colour:** Transparent / Black / White

**Suspension set:** Order separately

**RH (Round High)**



38 |  $\phi 115$

**Driver position:** In the product


**Power cable suspension height (SH):** 1500, 3000, 5000 mm

**Power cable type:** 2x0,2 mm<sup>2</sup>; 7x0,25mm<sup>2</sup>; 3/5x0,75 mm<sup>2</sup>; 3/5x1,5 mm<sup>2</sup>

**Power cable colour:** Transparent / Black / White

**Suspension set:** Order separately

**RH 250 C (Round height)**



45 |  $\phi 253$

**Driver position:** In the product


**Power cable suspension height (SH):** 1500, 3000, 5000 mm

**Power cable type:** 3/5x0,75 mm<sup>2</sup>; 3/5x1,5 mm<sup>2</sup>

**Power cable colour:** Transparent

**Suspension set:** Included

**SH (Square height)**



130 | 90 | 30

**Driver position:** In the product


**Power cable suspension height (SH):** 1500, 3000, 5000 mm

**Power cable type:** 3/5x0,75 mm<sup>2</sup>; 3/5x1,5 mm<sup>2</sup>

**Power cable colour:** Transparent

**Suspension set:** Order separately

**LS (Linear square)**



36 | 136 | 44 | SH

**Driver position:** In the product

**Power cable suspension height (SH):** 1500, 3000, 5000 mm

**Power cable type:** 3/5x0,75 mm<sup>2</sup>; 3/5x1,5 mm<sup>2</sup>

**Power cable colour:** Transparent

**Suspension set:** Order separately

## Ceiling cups by products

Order the ceiling cup separately

	With integrated driver				With remote driver position		With power cable				
	RD 134	RD 170	RD 250	LD 36	RF	RH	RF	RH	RH 250 C	LS	SH
Biba	•	•	•	•	•	•					
Pixy S	•	•	•		•	•					
Zoe	•	•	•	•	•	•					
Dawn			•		•	•					
Black Hole							•	•	•		
Futon	600 mm		•		•	•					
Lysabel			•		•	•					
Issa			•		•	•					
Gramm			•		•	•					
Glazer										•	
Minus							•			•	
Kalis							•			•	
Random							•			•	
Hexagon							•			•	
Rylo Pro							•			•	
Lynar							•	•		•	
Trix							•			•	
Gyon							•			•	
Wave							•	•			
Wave Round							•	•	up to 1520 mm		
Acousto							•	•			
Sword							•			•	
Rylo C/S											
Pipes S 45	•	•	•		•	•					
Hunter S	•	•	•		•	•					
Nola S	•	•	•		•	•					
Lona							•	•	600/900		
Canvas C/S							•			•	
Demi SDI							•				•
Sequal											•

## Ceiling cup / Track adapter included

	With integrated driver			With power cable				Track adapter
	RD 134	RD 170	LD	RF	RH	RH 250	LS	TR
Pipes Tube S					•			
Pipes Tube S Cluster						•		
Vitka S			•					
Skyler			•	•				
Night&Day							•	
Mocca							•	
Camay							•	
Minus S Square							•	
Pipes S 100/133					•			•
Hunter S								•
Karo S					•			

# Suspension set

## Wire suspension

### S10F

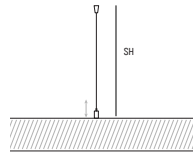


SH

Height adjustability: On the luminaire

Suspension length (SH): 1500, 3000, 5000 mm

Cap colour: White / Black



## Cap

### White cap



### Black cap



### S10C

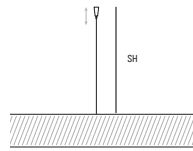


SH


Gripper position: On the ceiling

Suspension length (SH): 1500, 3000, 5000 mm

Cap colour: White / Black / Nickel



### S12FH

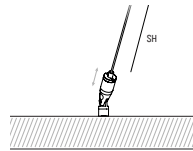


SH

Height adjustability: On the luminaire

Suspension length (SH): 1500, 3000, 5000 mm

Cap colour: White / Black



## Y wire suspension

### S10Y2



SH

Suspension length (SH):  
1500, 3000, 5000 mm

Cap colour: White / Black

### S12Y3



SH

Suspension length (SH):  
1500, 3000, 5000 mm

Cap colour: White / Black

### 201/Demi

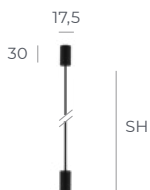


SH

Suspension length (SH):  
1500 mm

Cap colour: White

## Suspension rod



17,5

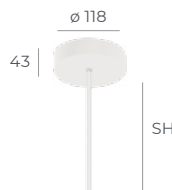
30

### Fiber carbon rod

Suspension length (SH):  
500 - 2000 mm

Carbon rod colour: Black

SH



ø 118

43

### Suspension rod

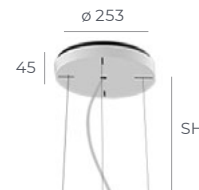
Suspension length (SH):  
500, 750, 1500, 2000 mm

Cable: With / Without

Ceiling cup and rod  
colour: White / Black

SH

## Ceiling cup with wire suspension



ø 253

45

### RH250C


Power cable suspension  
height (SH): 1500, 3000,  
5000 mm

Power cable colour:  
Transparent

Ceiling cup colour: White  
/ Black

SH

## Chain suspension set



SH

### Chain suspension set

Suspension length (SH):  
2000 mm



SH

### Y chain suspension set

Suspension length (SH):  
4000 mm

## Brackets



### Bracket with pigtail

Available for: Sequa



## Suspension sets by products



















	Wire suspension			With remote driver position			Ceiling cup with wire susp.	Suspension rod			Chain suspension set	
	S10C	S10F	S12FH	S10Y2	S12Y3	Demi/216	RH 250 C	Fiber carbon rod	Suspension rod	Suspension rod with cable	Suspension set 2m	Suspension set 4m
Pixy								•				
Dawn	✓											
Black Hole			•				•					
Futon	✓											
Lysabel	•											
Issa		•										
Pipes Tube		✓										
Eyen		✓										
Vitka	✓											
Gramm								•				
Glazer	•											
Minus	•											
Night & Day	✓											
Mocca	✓											
Camay	✓											
Kalis	Kalis 55 S	Kalis 65 CS/SDI							•	•		
Random		•							•	•		
Hexagon		•							•	•		
Rylo Pro		•							•	•		
Lynar		•							•	•		
Trix		•							•	•		
Gyon		•							•	•		
Wave		•							•	•		
Wave Round		•					up to 1520 mm		•	•		
Acousto		•					Acousto Round		•	•		
Sword		•										
Rylo		•										
Pipes	✓											
Nola		•										
Lona		•			d.400/600 H100		d.900/1200 H120					
Karo	✓											
Skyler	✓			✓								
Canvas	•											
Demi				SDI		•						
106&216						•						
Sequal		•		2+2 / 3+3 IP65					•		•	2+2 / 3+3 IP65
Arago												•
5700											•	

### Suspended on the power cable

Biba	✓
Zoe	✓
Hunter	✓

✓ included • order separately

# Symbol explanation

	Simple and fast construction with Intra Constructor PRO		Casambi module integrated for wireless light control with smart devices
	The product is 90% or more recyclable		Intended for indoor use
	An integral part of the lamp is a sound absorber that improves acoustics		Intended for outdoor use
	Tunable white: from cool white to warm white (2700 - 6500 K)		Resistant to different weather conditions
	Dim to warm: dimming down the intensity changes the CCT from 2900K down to 2200K		Intended for medical use (Hospital equipment)
	Vivid COB: For more brilliant & attractive display		Ballproof option in accordance with DIN 18032-3 and DIN EN 13964
	RGB dynamic colour illumination		CE Certificate
	Risk group 0: no risk whatever the observation time of the source		ENEC Certificate
	Risk group 1 (low risk): maximum exposure time of 10,000 s (3 h)		7-year Warranty

## Legal notes

We have carefully checked all technical data. Please consider that errors may occur. We also reserve the right to modify anything anytime in the interest of constant progress and technology improvements. Therefore, for the latest product information, please browse our website. We will carry out all orders following the relevant versions of our General Terms and Conditions, also available on the website.

## Imprint

**Design:** Intra lighting

**Text:** Intra lighting, I&S Aladin

**Product photos:** Andraž Jenkole, AV Studio, Dragan Arrigler, Ikon

**Product Visualisation:** Studio Spacer, Grafik Fanatik, Tronog

**Print:** Florjančič tisk

Made in Slovenia, June / 2022

Copyright © Intra lighting d.o.o.

All rights reserved

Product developed within EUREKA program, co-founded by MGRT, Spirit

Project name	Product group
LED DWL	Nitor, Narro, Pipes RV, Pipes RIO/RVO
OPTI-LED	Sequal, Demi HMP, Miva HMP, Gyon HMP (lens development)
Medis	Medis
Linear light system	Tracker

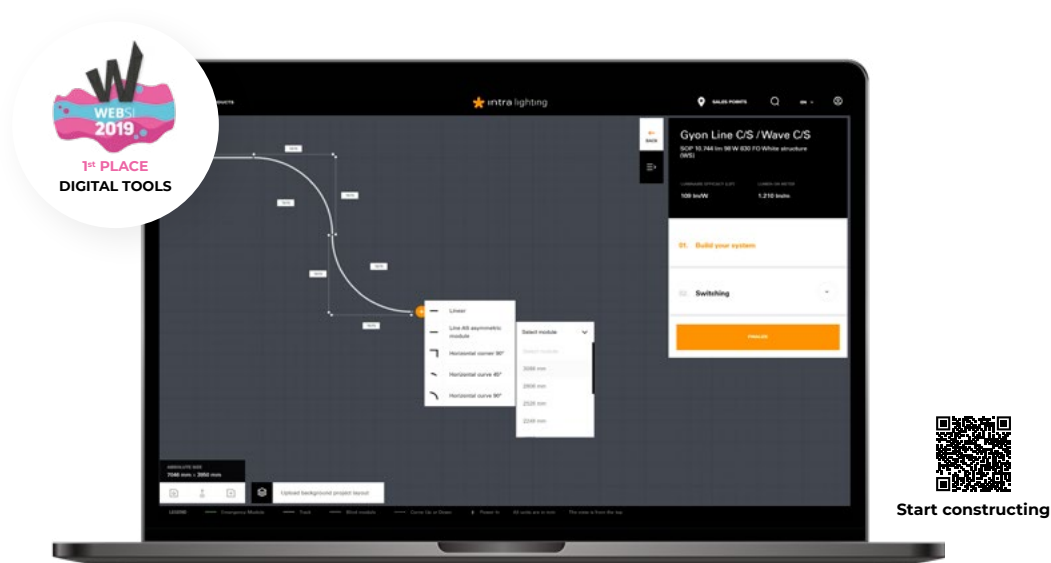
**EUREKA**   
innovation across borders

 REPUBLIC OF SLOVENIA  
MINISTRY OF ECONOMIC DEVELOPMENT  
AND TECHNOLOGY

 **SPIRIT**  
SLOVENIJA


 EUROPEAN UNION  
EUROPEAN REGIONAL  
DEVELOPMENT FUND

# Intra Constructors PRO



## Construct lighting systems with a speed of light

It's simple, precise and finalised in less than a minute. You can design basic or custom system shapes entirely on your own. The user-friendly tool offers a wide selection of product families and modules. Forgetting the product parts will be history.



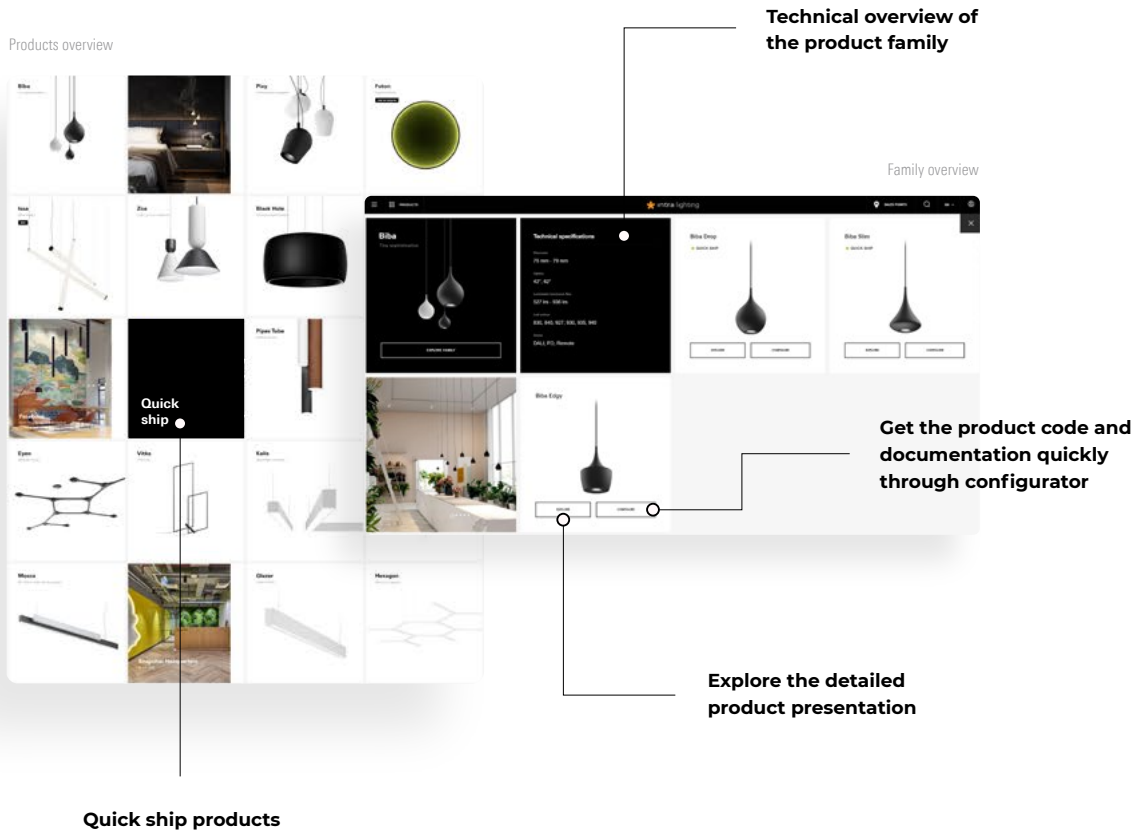
## Technical documentation

You can download, print out or save all the technical documentation; that is much more than a list of codes and modules. You'll get only one code for the whole system, containing all the essential information together with the price (for registered partners only).



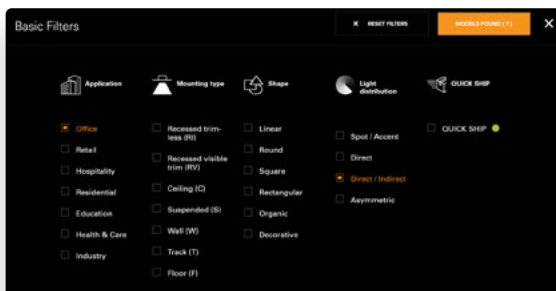
# Just a click away

EASY TO FIND



## The best online lighting experience

Visit our website to comprehend the portfolio quickly, discover the novelties, and find the product you are looking for. There are different ways to find inspiration for your projects. The user experience is simple, fast and intuitive. Make a click!

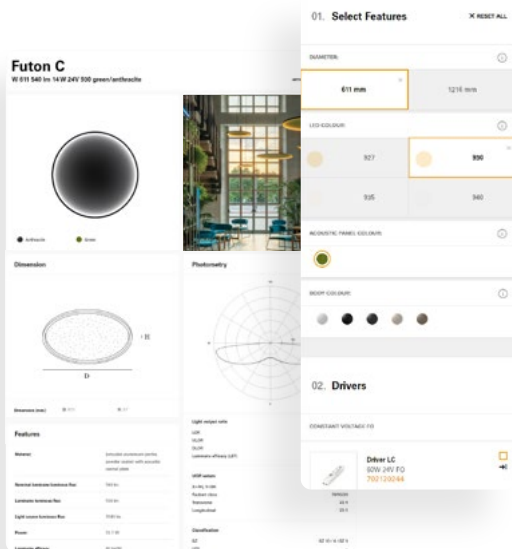
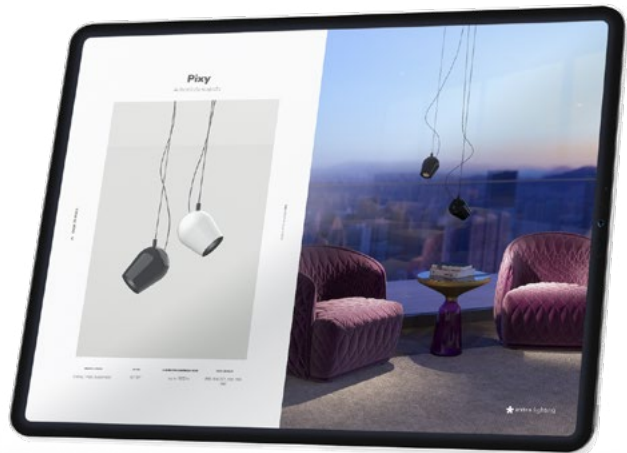


## Find the product in less than a minute!

There are many ways to find a product. Search visually by family or models. Or technically by filters, defining a specific feature or installation type. There is also a Quick ship filter available.

## Browse also offline

You can get all the product presentations in only one download and then browse through them quickly and easily also offline.



## Intra Configurator


Intra Configurator is an easy, fast and accurate tool, with simple feature selection. Its role is to prevent all the mistakes that could be done while planning. Every product also gets its own technical card and all the necessary documentation downloads.



## EASY TO LOVE

## Happy to be part of your projects

We're proud to collaborate with architects, designers, companies and individuals to create innovative projects and solutions that showcase light in all its functionality and aesthetics.



# We love light



Sunlight is our inspiration



Headquarters in Slovenia

## Light brings life

Spaces where everything feels right, have their reason behind. Every single day we search for new and better, future-proof and sustainable lighting solutions for living spaces, to create light that enhances well-being and makes people feel good.

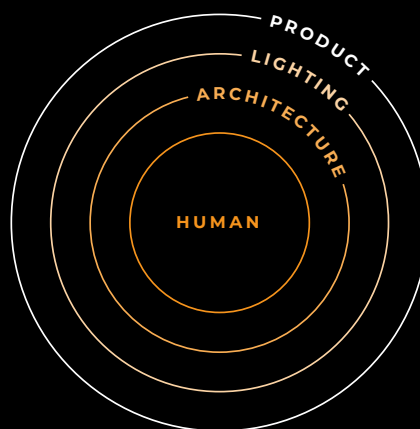
**Come with us. Bring your ideas to life.**



In 2019 more than 350 employees from nine countries came to Slovenia to celebrate the 30th anniversary.

## Human is always at the forefront

At Intra lighting, focus on the human, is not only an innovative approach, dictated by the market needs. Putting people to the forefront means appreciating employees, partners and clients at everyday work and intertwining of different interests. Considering their well-being and time.





## We are all Intra

All of us, every day, each in its area, contribute to growing together. We value diversity and encourage inclusion. Our employees differ across nationalities, ages, and gender.



We speak 13 languages.



Employee care is one of the highest priorities.



Corporate video



Intra lighting family



Marino, Marijeta, Nika and Anej Furlan. The company is family owned. The love for life is being passed from one generation to another.



Customer training is well accepted.

## The team behind the brand

Our highly qualified and experienced team and associated partners can follow different project typologies, support you through every phase of the project realization and help you with all the information you may need. We speak 13 languages and the universal one: passion.

33+

years

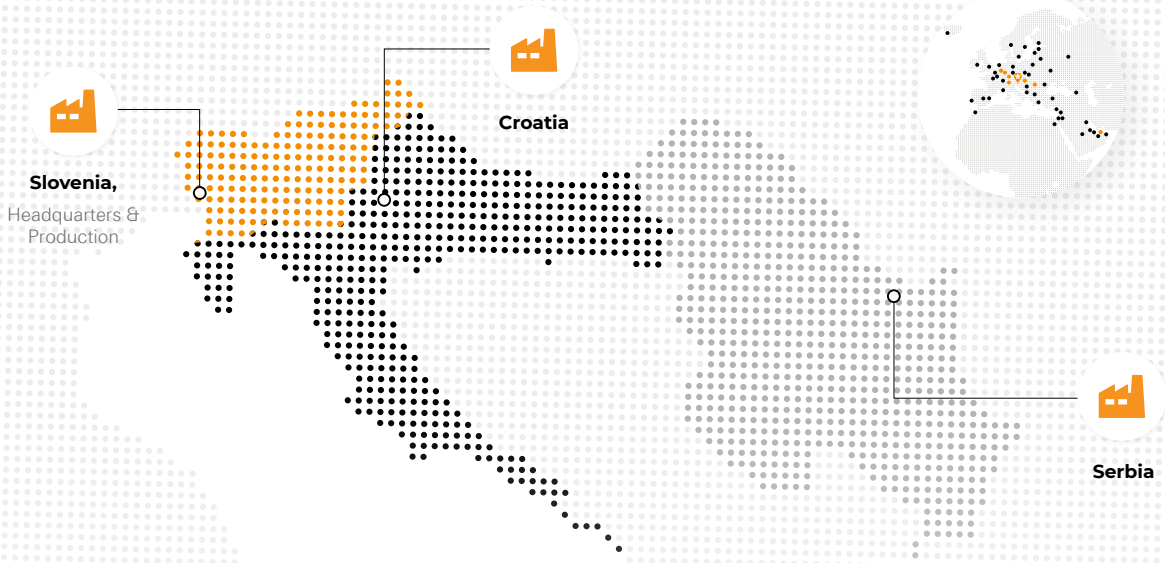
60+

countries

350+

employees

# Made in Europe



## State of the art production

With a new production process, we have reduced energy consumption, raw materials, natural resources and waste. We introduced an automated vertical storage system, a modern powder coating system and an automated guided vehicle for flexible internal logistics.



Solar panels generate enough energy to run the factory and HQ autonomously.



Safe and comfortable working environment



Modern powder coating system with low water and energy consumption, pre-treatment tunnel with passivation (corrosion protection), and automated powder application with a recovery system.

7

year warranty

24

thousand m<sup>2</sup>

ISO

certified productions



## Quality in every detail


Our products are thoughtfully designed, manufactured and tested in order to ensure reliable operation throughout their life span, strongly limit the environmental impact and co-create pleasant living conditions. Quality is one of our highest priorities and a way of life.




Automated guided vehicle for flexible internal logistics



Automated vertical storage system



Turn-mill center with collaborative robot



Robotic Welding Systems



All the products are 100% tested in our own lab, one of the biggest in Europe.



# We care for the environment

## We have always been ahead of time.

We lived and acted sustainably before the word sustainability became synonymous with responsible behaviour towards the environment and people. A concern for what kind of world we will leave to our children has always been present in everything we do. We were not guided by regulations; we were guided by conscience and consciousness.

100% 93% 10+

sustainable energy\*

product recyclability

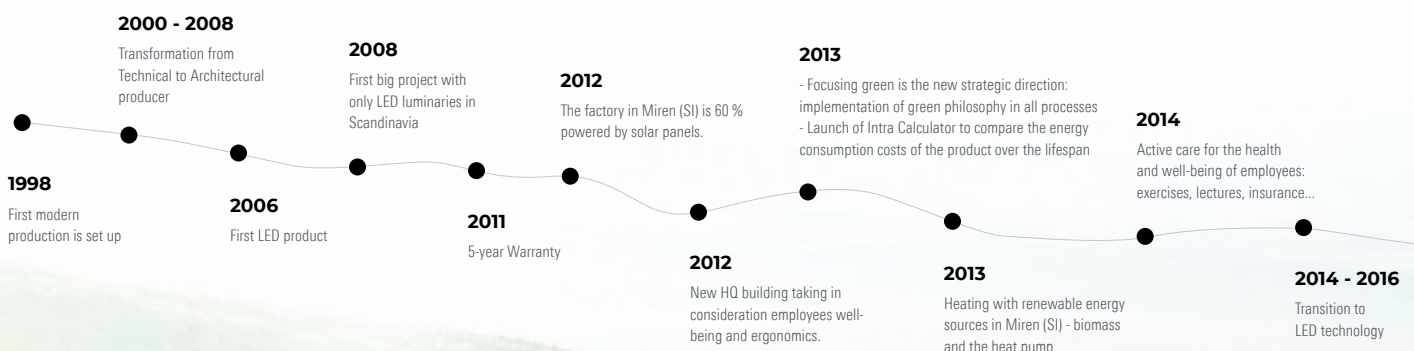
years of product life

\*HQ and factory in Slovenia.

## We are present globally but always closely connected to the local environment.

We travel the world, but we shorten the distances to suppliers. We build, but in such a way that we breathe in new life into old degraded buildings. We reduce waste and increase the recyclability of our products. We are 100% powered by the sun's energy by creating a healthy balance between produced and returned energy\*. Sustainability in a company must go beyond certification. It is a way of life.

### OUR SUSTAINABLE STEPS TOWARDS A BETTER FUTURE



Light where it is needed,  
when it is needed and  
as much as needed.

Since 2014

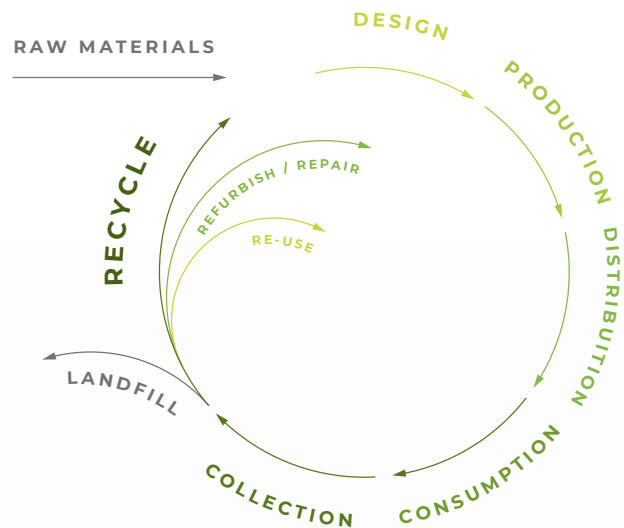
**With light, we improve people's lives and their well-being.**

The light, in all its forms, can make a difference. We have the vision to create light that enhances well-being and makes people feel good. Stimulate their power and creativity and make them enjoy all the benefits of a well-planned illumination with light where it is needed when it is needed and as much as needed.

**Products that last in time**

Their main sustainable characteristics are high quality, long lifespan, long-lasting design, and low energy consumption. Our products are already highly recyclable, easy to assemble and disassemble. They are flexible, so they can adapt to changing demands and needs.

We are constantly implementing many sustainable phases of product life-cycle management, planning to extend our activities.



**2014**

New strategic direction: 'Light where it is needed, when it is needed, and as much as needed' warns about energy wastefulness, focuses on well-being and prevents over-illumination.

**2017**

BIM library for products

**2020**

S – MIMIC patent, a system that mimics natural light

**2022**

The company in Slovenia is 100 % powered by its own solar plant.

**2016**

93 % of all product material can be recycled

**2018**

7-year Warranty

**2020 - 2021**

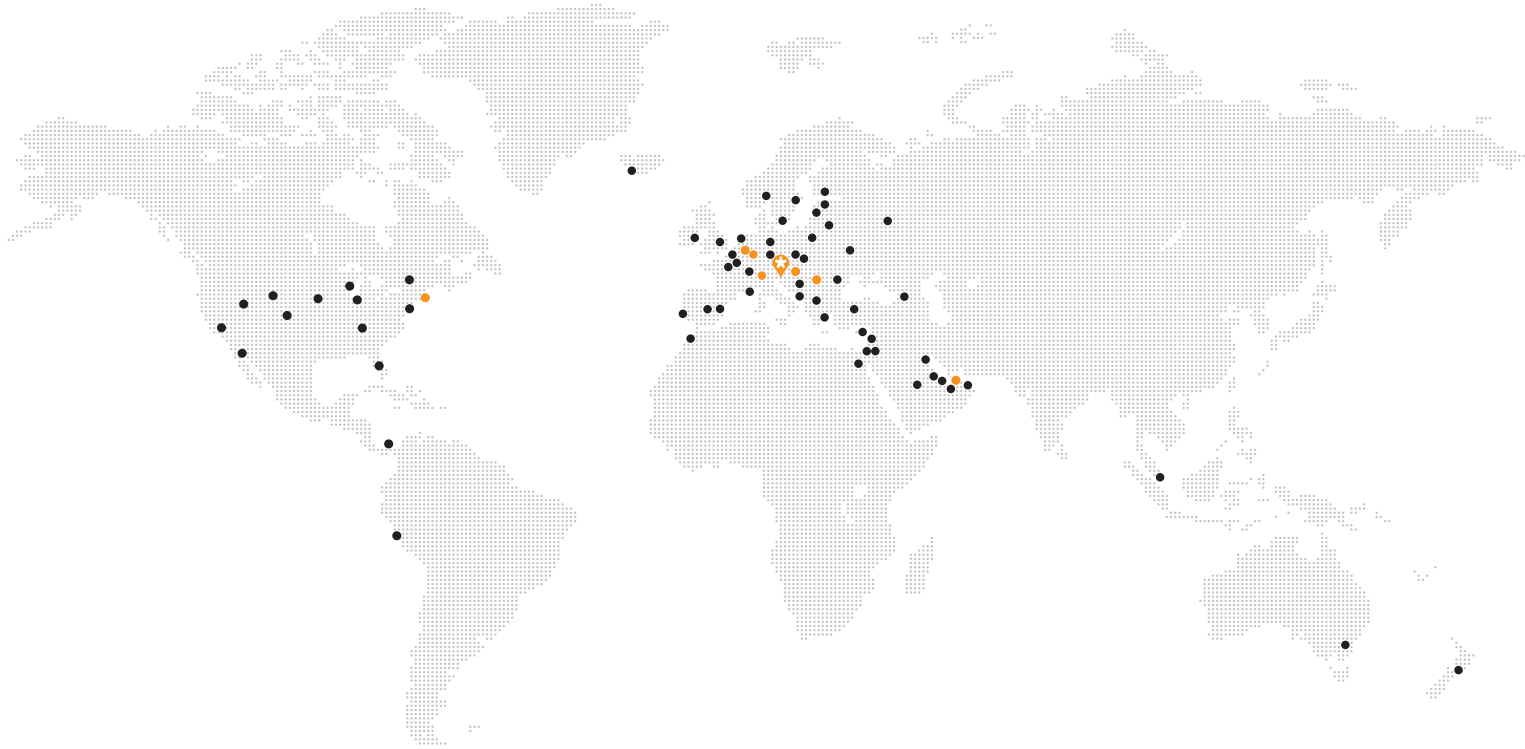
- Production plant relocation (SI), revitalizing degraded area and decreasing the manufacturing footprint.
- Reuse of construction material, water collection for watering large green areas around the factory.
- New powder coating system, water consumption reduced by 90%.

**2022 >**

Preparation of a new sustainable strategy, following SDG goals and acquisition of GRI certificate.



# Passion for local worldwide



## Let's work together

### Headquarters

#### Intra lighting d.o.o.

Vrtojbenska cesta 50  
5290 Šempeter pri Gorici,  
Slovenija  
T: +386 5 398 44 00  
E: info@intra-lighting.com  
www.intra-lighting.com

#### Follow us on



#### Find us on



### Offices

#### Benelux Intra lighting Benelux B.V.

Gildenstraat 26  
4143 HS Leerdam  
T: +31 345 623 678  
E: sales@intra-lighting.nl

#### Bosna and Herzegovina Intra lighting d.o.o.

Hasana Brkića 30  
71000 Sarajevo  
T: +387 33 642 841  
E: info@intra-lighting.com

#### Croatia Intra lighting d.o.o.

Ulica grada Vukovara 269d  
10000 Zagreb  
T: +385 1 6389 141  
E: info@intra-lighting.com

#### Serbia Intra lighting d.o.o. Beograd

Omladinskih brigada 90B  
Airport City  
11070 Novi Beograd  
T: +381 11 269 8 476  
E: info@intra-lighting.com

#### Italy Intra lighting S.r.l.

Via Adelaide Bono Cairoli 30  
20127 Milano  
T: +39 02 9176 1234 / 42  
E: info@intra-lighting.com

#### North America Intra lighting US, LLC

227 W 29th Street, 12th Floor  
New York, NY 10001  
T: 215-918-4199  
M: 215-388-1800  
E: info.us@intra-lighting.com

#### Slovenia Intra lighting d.o.o.

BTC, PTC Diamant  
Letališka 5  
1000 Ljubljana  
T: +386 1 547 65 30  
E: info@intra-lighting.com

#### United Arab Emirates Intra lighting Middle East

Office 5WB 241, Building 5WB  
Dubai Airport Freezone, Dubai  
T: +971 42602089  
E: info@intra-lighting.com



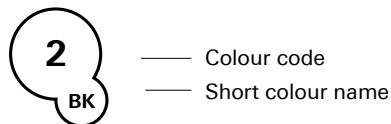
Sales point



# Pick your colour



Select from colours to match your style.



## COATED



Gold coated



Bronze coated



Onyx coated



White



Black



Anthracite




Silver Aluminium



Driftwood

## STRUCTURAL

## MATTE



Matte White



Matte Black



Matte Concrete Grey



Matte Gold



Matte Cream\*



Matte Camel\*



Matte Terracotta\*



Matte Green Pine\*



Matte Twilight Blue\*

## GLOSS




Gloss White



Gloss Black



Gloss Concrete Grey



Gloss Cream\*



Gloss Camel\*



Gloss Terracotta\*



Gloss Green Pine\*



Gloss Twilight Blue\*

For colour option range on specific family check the online Product Configurator.

The colour representation is indicative. For the correct colour representation refer to the Intra lighting colour demo set. Custom RAL colours available upon request.

\*Colours marked with X are part of a special collection.



“You have to do something unexpected,  
something that everybody thought was impossible.”

**Marino Furlan**, Co-founder and President